



**TAGORE INTERNATIONAL SCHOOL
VASANT VIHAR, NEW DELHI
HOLIDAY HOMEWORK 2020-2021
CLASS: II**



Dear Parents,

It's vacation time but they are different this year. We all need to stay indoors for our family's and our safety. Since we cannot go outside, please ensure your ward enjoys free time with the family. We have planned a lot of activities that will keep her/ him fruitfully busy without stepping out of home. During the vacation, please encourage your ward to:

- ❖ converse with her/his friends and family in English.
- ❖ eat meals together with the family. Utilize this time to discuss the news and other happenings of the day.
- ❖ help you daily to do simple household tasks around the house e.g. laying table, watering plants etc.
- ❖ be kind to birds and animals. Keep a bowl of water for birds in a shady area.
- ❖ learn a simple recipe from you or Google and make it on Father's Day i.e 21st June 2020.
- ❖ read storybooks or listen to audio books. This will enhance her/ his vocabulary skills. Some suggested audio book links are given below

1. <https://www.storynory.com/the-rat-and-the-elephant/>

The Rat and the Elephant

2. <https://storyweaver.org.in/stories/1208-singing-in-the-rain>

Singing in the Rain

3. <https://storyweaver.org.in/stories/11166-a-cloud-of-trash>

A Cloud of Trash

हिन्दी कहानी के यूट्यूब लिंक

4. https://www.youtube.com/playlist?list=PL_YQntlygLzagiAN5nYo0ee6G4cpkJx35

मेरी कार

5. <https://www.google.com/search?client=firefox-b-&q=pratham+books+in+hindi+level+-2>

&q=pratham+books+in+hindi+level+-2

कौन बलवान

6. watch movies and learn at least 20 new words. You can help her/ him find the meanings of the words. Some suggested movies are:

1. Kung Fu Panda
2. Air Buddies
3. Ferrari Ki Sawaari
4. Ice Age



O the wonderful activities of summer

Are surfing and swimming

And O the wonderful foods of summer

Are hotdogs and ice-cream

We've barely begun.

Yet, the most wonderful things of summer

Are family and friends

And having lots of fun with them

Dear students,

Having hobbies and leisure activities are truly important for a happy life. Not only are hobbies fun, but they can refresh the mind and body, they also assist in staying healthy and active. It is a proven fact that spending time doing the things that we enjoy can help us stay strong and the pleasure of participating in fun activities can help us become more social. Have fun doing the following activities and maybe one of them would become a favourite hobby for you.

SECTION A

Let's take a virtual trip from home and explore this amazing popular travel destination that also happens to be rich in culture.

Virtual tour to Hawa Mahal in Jaipur

Hawa Mahal is a palace in Jaipur, India. It is made red and pink sand stone. It is also called 'The Palace of Winds'. Click on the links and go on a tour to see Hawa Mahal.

Listen to the audio carefully and attempt the attached worksheet after completing your virtual tour.

<https://www.youtube.com/watch?v=bJqBaqCEXhg>

हवा महल की सैर का लिंक

<https://www.youtube.com/watch?v=u2ZpmMYjJY>





**TAGORE INTERNATIONAL SCHOOL
VASANT VIHAR, NEW DELHI
CLASS II (2020-21)
VIRTUAL TOUR OF HAWA MAHAL**

Name _____ **Class** _____ **Date** _____

Q1. List two things you liked about Hawa Mahal?

a) _____

b) _____

Q2. According to the audio, the shape of the Hawa Mahal is compared with two things.

Think and write their names.

a) _____

b) _____

Q4. Which two floors of the Hawa Mahal are accessible only through ramp?

Choose the correct option.

a) third and fourth

b) top two

c) second and third

Q5. How will you contribute to keep tourist destinations clean? Mention two ways.

a) _____

b) _____

- c) Q6. Make a jharokha as seen in the Hawa Mahal, using a card board (you can use an old shoe box also) with dimensions 8 inches by 12 inches. Colour and decorate it.



❖ आओ कुछ कलात्मक बनाओ और सीखो जयपुर के हवामहल की वर्चुअल सैर से प्रेरित होते हुए शब्दों का झरोखा बनाइए और अपना शब्द ज्ञान बढ़ाइए। आप नीचे दिए गए लिंक की मदद ले सकते हैं।

<https://www.youtube.com/watch?v=CqM4OJdwj50>





टैगोर इंटरनेशनल स्कूल
वसंत विहार नई दिल्ली
हिन्दी कार्य पत्र
कक्षा दूसरी(2020-21)

नाम.....

कक्षा

दिनांक.....

जयपुर का हवामहल

प्र01 जयपुर के हवामहल की वर्चुअल सैर की वीडियो ध्यानपूर्वक सुनकर और देखकर निम्नलिखित प्रश्नों के उत्तर दीजिए।




क] हवामहल कौन से रंग का है?

ख]हवामहल किसके लिए बनवाया गया था?

ग] हवामहल को देखने आने वाले कुछ लोग दीवारों पर लिख रहे हैं। आप उन लोगों से क्या कहेंगे ?

प्र02 नीचे दिए शब्दों की मदद से हवामहल से जुड़े पाँच वाक्य लिखिए।

गुलाबी रंग, जयपुर, मुकुट का आकार, देश-विदेश के लोग,
खूबसूरत, भीड़, खिड़की या झरोखा, घूमने, ठंडी हवा



- 1) _____

- 2) _____

- 3) _____

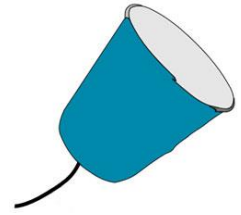
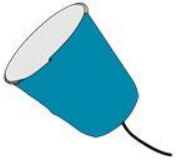
- 4) _____

- 5) _____

SECTION B

Besides reading books and playing games learn something interesting by following the given activities.

String Phone Project



Step back in time and use some old fashioned technology to make a string phone while learning about sound waves with this fun science project. All you need is some string, a sharpened pencil and a few paper cups to get started.

Follow the link given to make the 'String Phone'.

<https://www.youtube.com/watch?v=4S7nG6S1isM>

After making the string phone, play with your brothers, sisters, family and friends. Call them with your new phone and let the fun begin.

- i. Let's chat- Write six sentences on a fun chat with your mother over the string phone.

Fun Art

Use shapes and patterns to design the cover of a mobile phone. Take help from this picture.



SECTION C



**TAGORE INTERNATIONAL SCHOOL
VASANT VIHAR NEW DELHI
MATH WORKSHEET
CLASS – II**

Name _____ Class _____ Section _____

I. Do as directed.

1) Write the number name of 154 _____

2) Put the sign $>$ or $<$ and compare: 136 _____ 159

3) Write the ordinal number for 9 _____

4) Write the next two odd numbers just after 83.

_____, _____

5) Write the next two even numbers just after 26

_____, _____

6) Find the number that comes in between 20 and 22 _____

7) Form the greatest 3 digit number using the digits 1,3,2

greatest number _____

8) Circle the lesser number.

a.) 198 b.) 136

9) Circle the greater number.

a.) 126 b.) 145

10) Write the missing number.

a.) $4 + \underline{\quad} = 5$

b.) $15 + 2 = \underline{\quad}$

II . Fill in the blanks.

a.) 9 tens + _____ ones = 94

b.) 7 tens + _____ ones = 73

c.) 6 tens + _____ ones = 68

III. Colour all even numbers light green and all odd numbers light blue

1	2	3	4	5	6	7	8	9	10
11	12	13	14	15	16	17	18	19	20
21	22	23	24	25	26	27	28	29	30
31	32	33	34	35	36	37	38	39	40
41	42	43	44	45	46	47	48	49	50

IV. Ordinal numbers.



a. Colour the third car.

b. Write the position of the biggest car _____

c. Draw a flag on the fifth car.

d. Circle the fourth car.



**TAGORE INTERNATIONAL SCHOOL
VASANT VIHAR, NEW DELHI
MATH WORKSHEET
CLASS II**

Name _____ Class _____ Date _____

I. Write the expanded form of the following numbers.

e.g. 134 = 1 hundred + 3 tens + 4 ones

$$100 + 30 + 4$$

a) 129 = _____ hundred + _____ tens + _____ ones
_____ + _____ + _____

b) 153 = _____ hundred + _____ tens + _____ ones
_____ + _____ + _____

c) 136 = _____ hundred + _____ tens + _____ ones
_____ + _____ + _____

d) 188 = _____ hundred + _____ tens + _____ ones
_____ + _____ + _____

e) 195 = _____ hundred + _____ tens + _____ ones
_____ + _____ + _____

II. Arrange the following numbers in ascending order

a) 39, 23, 46, 21

_____, _____, _____, _____

b) 49, 99, 82, 45

_____, _____, _____, _____

c) 79, 83, 43, 96

_____, _____, _____, _____

III. Arrange the following numbers in descending order.

a) 56, 99, 85, 39

_____, _____, _____, _____

b) 22, 12, 45, 33

_____, _____, _____, _____

c) 67, 35, 77, 41

_____, _____, _____, _____



**TAGORE INTERNATIONAL SCHOOL
VASANT VIHAR, NEW DELHI
MATH WORKSHEET
CLASS II**

Name _____ **Class** _____ **Date** _____

I. Write the number name of the following numbers.

e.g. 148 - one hundred forty- eight

a. 139 - _____

b. 158- _____

c. 199- _____

d. 154 - _____

e. 127 - _____

f. 155 - _____

g. 198 - _____

h. 157 - _____

i. 168 - _____

j. 130 - _____

II. Do as directed.

a. Write any two numbers greater than 100.

i) _____

ii) _____

b. Write any two numbers less than 100.

i) _____

ii) _____

c. Write any two even numbers between 40 and 50.

i) _____

ii) _____

III. Write the number and number name-

e.g. 2 tens and 5 ones - 25 , twenty five

a. 6 tens and 4 ones - _____ , _____

b. 7 tens and 2 ones - _____ , _____

c. 6 tens and 6 ones - _____ , _____

d. 8 tens and 4 ones - _____ , _____

e. 9 tens and 3 ones - _____ , _____

SECTION D

Learn words given below. Read them aloud with correct pronunciation. Try to use them in your conversation with family and friends.

Vocabulary Words

first week	parents	healthy	vegetables	chores	comfortable
second week	field	weather	human	could	found
third week	mountain	kindness	climbed	river	friend
fourth week	growl	palace	gather	stream	hungry
fifth week	leaves	sunlight	forest	huge	roots
sixth week	strength	landscapes	creatures	tallest	massive

शब्द सूची से शब्द पढ़िए

पूरब	उजियाली	उपवन	सुखद	मनहर
दयालु	रास्ता	स्वादिष्ट	पकड़कर	अकेले

Preserve all the work in a simple envelope/ bag made of newspaper or paper. Reference link on how to make a paper/newspaper bag is given below. Kindly keep the work safely. The work will need to be submitted once the school reopens.

(<https://www.youtube.com/watch?v=M0yZwfiNuUI>)

