



**TAGORE INTERNATIONAL SCHOOL
VASANT VIHAR, NEW DELHI**

'AUDIO STORIES' FOR INTEGRATED LEARNING

**Dear Parents,
May 2020**

Virtually all aspects of our lives have been impacted with daily developments associated with the pandemic, yet we must remember how fortunate we are as compared to those around us who have nothing but unimaginable suffering.

As an institution of holistic learning, nurturing sensitivity towards people and life in general is integral to education at TIS, VV. Therefore, to help our students understand this and equip them in various ways to make correct choices for a better tomorrow, assumes prime importance.

As communicated through an SMS earlier, we are excited to share that the school has commissioned the Edutainment specialist, Mr Stephen Marazzi to develop AUDIO STORIES as a part of our novel initiative to promote integrated learning by capturing students' imagination to inculcate *Reflective, Critical and Creative thinking*.

The audio stories aim at the following;

- **Improve listening and speaking skills, not only in the English language but also in Hindi and other languages.**
- **Transfer and apply learning to other subjects like Science, Social Science/EVS and Mathematics.**
- **Express without reservation.**
- **Accept different views and perspectives.**
- **Present innovative ideas and solutions.**

Let us collectively use this potent medium to explore the above.

**SUMMER HOLIDAY HOMEWORK
CLASS IV (2020-21)**

TASK 1

THE STRIDING SLIPPERS

Listen to the hilarious story of the shepherd and his magical slippers. The link to the story is given below.... note the journey of the slippers and the reactions and emotions of the various characters. Gear up to attempt the fun activities created for you.

<https://drive.google.com/file/d/1kq9xddsM8wMi4fmbv3JsJUMi-OhXTI7F/view?usp=sharing>

1. A Twist in the Tale

Let's give an interesting twist to this tale of 'The Striding Slippers'.

- Imagine yourself as one of the sheep of the shepherd's flock who decided to bring back his master's slippers and followed them everywhere.
- Now rewrite the story from sheep's point of view.
- Make sure you include all the emotions and thoughts which would have been experienced by the sheep.
- Make it as humorous as possible.

(Write this story on an A4 sheet and paste it in your English notebook.)

You can also record your story as a video. Use props, backgrounds, voice modulation, music etc. to make the story telling experience vivid and dramatic. Save your presentation in an e-folder.

2. You must have heard of innumerable stories and fairy tales that revolve around shoes and slippers like Cinderella, Puss in Boots, The Twelve Dancing Princesses, The Elves and the Shoemaker, The Little Old Woman Who Lived in a Shoe and many more. Revisit them again.

Choose any one of these classics and create an **interesting word search** related to its story, plot and characters to challenge a friend or a family member.

Keep the following points in mind while preparing the word search.

- It should have a minimum of 10 words.
- A grid of 20 X 20 letters should be used to create the word search.

- Title of the selected story should be clearly mentioned on the page.
- The list of words to be searched should be written under the grid.
- Use a coloured A-4 sheet to create the word search and paste it in English notebook.

3. Blessings Vs Curses

(Do the following questions in your Math notebook)

I. Complete the following.

- Number of curses given by the stranger.
- Number of curses given by the cousin.
- Number of curses given by the greedy merchant.
- Blessings given by the Shepherd.
- Observe the pattern and extend it 2 more times.

$$\begin{array}{r} \underline{\quad} \times \underline{\quad} = \underline{\quad} \\ \underline{\quad} \times \underline{\quad} = \underline{\quad} \\ \underline{\quad} \times \underline{\quad} = \underline{\quad} \\ \underline{\quad} \times \underline{\quad} = \underline{\quad} \end{array}$$

II. Put the correct sign, >, < or =.

Blessings Curses



III. Count your _____ not the _____.


4. Just for fun!

(Do the following questions in your Math notebook)

- The shepherd has 33 cows and 51 sheep. He goes to the market to buy slippers for them but he doesn't know how many pairs of slippers he needs to buy. Can you help him?

- The shepherd has a piece of land. There are four cattle sheds on his land and in the middle, there is a well. He wants to divide his land among his four children. Each should get one cattle shed and be able to use the well without entering the other's land. Can you help him divide the land?

Give different colours to each one's share.



5. Imagine living in a world where you didn't have the option to slip on a pair of your favourite house shoes. Then your feet would be exposed to the cold floors. One look at the street outside your house and you can predict what the stones, sand and loose gravel would feel like? We like our slippers because their sole objective is to protect our soles.

But where did they come from? What is their background story?

There is a history behind slippers and it crosses many cultures and continents.

Now let's do some research about them.

- What are slippers?
- Are they house shoes?
- What are slippers made out of?
- What makes them so popular?
- Share 2-3 interesting anecdotes about their origin and types.
- Use your creativity to make a 3 fold paper brochure depicting the above information. Some guidelines are given for you:


A piece of paper and some craft supplies is all you need to make a stunning brochure.

How to make a 3 fold paper brochure:

- Take a coloured A-4 sheet.
- Fold it into 3 equal halves.
- Organize your researched information properly and write it neatly.
- The colour theme of your brochure should be simple and not too fancy
- Draw borders around each fold of your brochure.
- Illustrate your work with pictures of different kinds of slippers. (you could either draw them or get them printed or cut them from magazines).



Take a picture of the brochure and paste it in the EVS notebook.



6. "जादुई चप्पलों का सफ़र" के अंतर्गत एक कविता की रचना कीजिये| नीचे दो तरह के कविता के मुखड़े दिए जा रहे हैं, किसी भी मुखड़े से एक कविता बनाइए|

क) भेड़ दौड़ती झटपट-झटपट
पहन के चप्पल सरपट- सरपट
थका गड़रिया गिरा धड़ाम
बोला अब चाहूँ आराम.....

ख) एक गड़रिया सीधा-साधा
भेड़ों के संग भागा-भागा
कभी सम्हलता कभी फिसलता
रहता था वह जागा-जागा.....




HikingArtist.com

नोट : यह कार्य ए-४ साइज पेपर पर करके हिन्दी उत्तर पुस्तिका में चिपकाया जायेगा |

TASK 2

While physical travel is suspended, we can take you on virtual trips. Even if such voyages don't substitute the real deal, they are nevertheless a fun, innovative and, most importantly, safe way to see many remarkable destinations straight from your living room. These online tours still give us some access to the rest of the outside world. These virtual field trips will have all of you gazing at world-class art, learning about history, discovering science and even checking out what it's like in outer space.

Hyderabad, Andhra Pradesh - 360° Virtual Reality Tours



Link: <http://indiavrtours.com/hyderabad/>

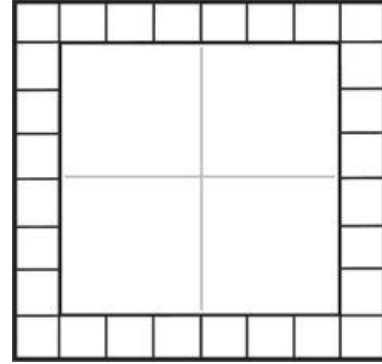
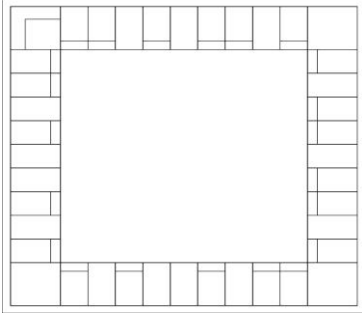
DREAM ... DISCOVER... EXPLORE

1. Explore Hyderabad in 360° Virtual Reality where the views almost come alive as you rotate 360° around viewing in any direction, and zooming in for closer details. Travel in and out of the magnificent Charminar, tour the Golconda Fort, Qutub Shahi Tombs, The Hussain Sagar for a boat ride to the gigantic Buddha statue, amazing views overlooking the city and much more.

- **See:** Explore the various landmarks of the city mentioned in the virtual tour.
- **Snip:** Choose one of your favourite landmarks of Hyderabad.
- **Probe:** Why did you find it so interesting?
- **Notice and connect:** Try connecting it to any other monument / building / museum/ city of India.

- **Create**

- 1, Now use the above information to design your own board game (like monopoly) on Hyderabad.
2. Give it an interesting name.
3. Make your own fact cards on different landmarks of the city.
4. Add a surprise element to your game and explain the instructions properly.
5. The board game can be made on a cardboard sheet with the following suggested design.



Click a photograph of you playing the game with your family members and paste the same in the EVS notebook.

TASK 3

“मन के कैनवास पर शब्दों के रंग”

कहो कहानी अपने मन की
लगे सभी को अपने मन की ...।

हैदराबाद की आवासी सैर (वर्चुअलटुअर) के दौरान देखे गये दृश्यों को एक कहानी में बुनिये| कहानी में एक सीख भी होनी चाहिए| नीचे कुछ लिंक दिए जा रहे हैं, उनसे कहानी लिखने की प्रेरणा ली जा सकती है|

<http://gadyakosh.org/gk/%E0%A4%B6%E0%A5%8D%E0%A4%B0%E0%A5%87%E0%A4%A3%E0%A5%80:%E0%A4%AC%E0%A4%BE%E0%A4%B2%20%E0%A4%95%E0%A4%A5%E0%A4%BE%E0%A4%8F%E0%A4%81>

नोट : यह कार्य ए-४ साइज पेपर पर करके हिन्दी उत्तर पुस्तिका में चिपकाया जायेगा |

Task 4

Geometrical Kaleidoscope!



Geometry is one of the most important elements of Mughal art and architecture. From simple polygons and rectangles to the highly complex interlaces of stars and irregular polygons, different symmetrical patterns can be seen adorning the walls, walkways, windows, pillars and ceilings of forts, palaces, mosques etc all across India.

The four basic shapes or “repeat units/patterns” from which the more complicated patterns are constructed are:

- a) Circles and interlaced circles
- b) Squares or four-sided polygons
- c) The star pattern, ultimately derived from squares and triangles inscribed in a circle
- d) Multi-sided polygons.

Take inspiration from the Mughal art & architecture and famous monuments of Hyderabad and create your own piece of symmetrical pattern/design using the software, the link of which is given below.

<https://www.mathsisfun.com/geometry/symmetry-artist.html>

or

<https://www.mathsisfun.com/geometry/tessellation-artist.html>

Instructions

Take the printout or click a picture of the best symmetrical pattern created by you and paste it in your Math notebook or save on the computer respectively.

TASK 5

Some suggested activities that you will enjoy:

- Learn chess as you would benefit from learning the strategies of the game.
- Sort family photos together. Make a collage and decorate your home with memories.
- Bring out the board games: Scrabble, Monopoly, Candy Land, Checkers, Chess, Snakes and Ladders...
- Write in a diary: Writing down your thoughts is a classic way to pass the time. Gratitude journals are also a great way to remember some of the positives in the world during uncertain times.
- Set up indoor hopscotch: If you can't get outside, grab some coloured tape and map out your hopscotch indoors.
- Practice instruments: If you are learning instruments, make sure to practice each day.
- Feed and give water to stray animals and birds.

Interesting Classic Books to read:

One is never alone when one is with books. Sitting in your room with your book you could go off to faraway places, meet all kinds of people, animals, birds and even fairies. What fun! Reading will teach you many new words. You will write better and speak well.

1. Amar Chitra Katha
2. Treasure Island
3. The Wonderful Wizard of Oz



Suggested entertaining animated movies to watch:

1. Frozen II
2. Epic
3. Klaus
4. The Incredibles II



- We hope you will enjoy doing the suggested activities.
- Creativity and originality of the work will be appreciated.
- You can submit the work to your teachers when the school reopens.

