



TAGORE INTERNATIONAL SCHOOL
VASANT VIHAR, NEW DELHI

'AUDIO STORIES' FOR INTEGRATED LEARNING

Dear Parents,

May 2020

Virtually all aspects of our lives have been impacted with daily developments associated with the pandemic, yet we must remember how fortunate we are as compared to those around us who have nothing but unimaginable suffering. As an institution of holistic learning, nurturing sensitivity towards people and life in general is integral to education at TIS,VV. Therefore, to help our students understand this and equip them in various ways to make correct choices for a better tomorrow, assumes prime importance.

As communicated through an SMS earlier, we are excited to share that the school has commissioned the Edutainment specialist, Mr Stephen Marazzi to develop AUDIO STORIES as a part of our novel initiative to promote integrated learning by capturing students' imagination to inculcate *Reflective, Critical and Creative thinking*.

The audio stories aim at the following;

- Improve listening and speaking skills not only in the English language but also in Hindi and other languages.
- Transfer and apply learning to other subjects like Science, Social Science/EVS and Mathematics.
- Express without reservation.
- Accept different views and perspectives.
- Present innovative ideas and solutions.

Let us collectively use this potent medium to explore the above.

SUMMER HOLIDAY HOMEWORK CLASS VIII (2020-2021)

Dear students,

Activities done at leisure, especially during the lazy summer days of the vacation will keep you happily engaged and gainfully occupied. Reading, listening to stories, researching and creating are indispensable ways to nourish your minds. The assorted tasks incorporated in your holiday home work are bound to enthuse you.

Given below is the link for a story. Savour it and enjoy doing the activities designed for you.

Link for the story-[Audio Story 4-Trk.TIS.mp3](#)

SECTION I

ENGLISH:

Storytelling is an art and needs careful thought to make characters and situations come alive.. After having listened to the story, attempt the following two tasks-



TASK I: Creative Writing

1. Rewrite the story 'Kalulu and the Tiger' from the point of view of Chui-the tiger, in about 300 words.
2. Add some interesting twists and turns of your own. Make it a fun read with some interesting dialogues, gripping description and touch of humour.
3. Your story must incorporate a moral and an interesting title too.


Please adhere to the guidelines and the checklist given in the class for creative writing. This will be a part of the internal assessment.

The rubrics for assessment will be:

- Language: 4 marks
- Creativity: 3 marks
- Flow: 2 marks
- Timely submission: 1mark

TASK II: Book Jacket Designing

1. Design a book jacket for your story
2. Imagine any one scene of the story and use it for illustration on the book jacket.
3. The book jacket must include the following:
 - i. Title of the story
 - ii. The name of the author (it's you!!!),
 - iii. Name of a fictitious publishing house
 - iv. Cost of the book.
4. Take a look at some original book jackets for reference.



HINDI:



कहानी को सुनो, सुनकर चलो,
चलकर मूर्ख शेर तथा चतुर खरगोश से मिलो।
अब सोचो , एक नई विधा में कहानी को बदलो।
नई कहानी बनाओ जिसका अंदाज जुदा हो।

कार्य १

निम्नलिखित विधाओं में से किसी एक विधा को चुनों तथा उस पर आधारित एक कहानी १२० से १५० शब्दों में लिखो।

• व्यंग्य विधा

कहानी को बदलो व्यंग्य विधा में,
हँसते- हँसते लोटपोट हो जाओ,
कहानी लिखो और सबको दिखाओ।

• भयावह विधा

हँसना अगर ना चाहो, तुम तो सबको डरा दो
अपनी कहानी को डरावनी बनाओ,
शेर तथा खरगोश को इस प्रकार दिखाओ,
डर से सभी चौंक जाएँ।
जब अपनी कहानी सुनाओ।

• नाट्य विधा

अगर हँसना, डरना दोनों न भाएँ ,
तो क्यों न कहानी का एक नाटक बनाएँ,
सभी पात्र आएँ और संवाद सुनाएँ । नाटक को लिखते भी जाएँ।

कार्य-२

कहानी को जब लिया बदल ,
तो उसे सजा दो ,उससे संबधित सुंदर –सा
एक चित्र भी बना दो।

मूल्यांकन बिन्दु

- | | |
|--------------|-------|
| • विषय वस्तु | ३ अंक |
| • रचनात्मकता | ३ अंक |
| • भाषा शैली | ३ अंक |
| • समयावधि | १ अंक |

MATHEMATICS:

TASK I : THE ROAR IS BACK

Project Tiger was launched in 1973. It is one of the most important conservation efforts initiated by the government. It aims to maintain the population of tigers in India and to protect them from poaching and other threats. Since 2006, India has conducted a countrywide tiger count every four years.

- Research about 'Project Tiger' and find 5 statistical facts on the success story of tiger conservation.
- Express the relevant information gathered using the most suitable form of data representation such as a pictograph / bar graph/ pie chart.
- Support your work with relevant and precise information.
- You may present your work on sheets / as PowerPoint presentation / word files.

Choose any one of the mentioned topics for your research:

- a. Increase in the number of tigers since 2006 across India.
- b. Success story of tiger conservation in Madhya Pradesh.
- c. Comparative study of the rise in number of tigers from 2006 to 2020.
- d. The area allotted to tiger conservation in India Or any other relevant data that you find.

TASK II: EXPLORING TANGRAMS!


Tangram is a traditional Chinese puzzle made of a square divided into **seven pieces** or **tans** (one parallelogram, one square and five triangles) that can be arranged to match particular designs.

Using these pieces, create any **one** animal from the story - the tiger, the rabbit, the goat or the monkey.



Follow the given **rules for** creating the shape:

- All pieces must be **connected** to each other.
- They must be **flat**.
- **No** piece should **overlap** the other.
- The pieces **can** be **rotated or flipped** to form the figure.
- Each completed puzzle must contain **all seven** pieces.



PLEASE NOTE - You can take a printout of the Tangram template from internet or draw and cut all seven pieces.

The rubrics for assessment will be:

- | | |
|--------------------------|---------|
| • Research and Accuracy: | 3 marks |
| • Creativity: | 3 marks |
| • Presentation: | 3 marks |
| • Timely submission: | 1 mark |

Suggested sites for reference:

https://en.wikipedia.org/wiki/Project_Tiger

https://www.wwfindia.org/about_wwf/priority_species/bengal_tiger/conservation_challenges/

SCIENCE

Kalulu (the rabbit) tricks Chui (the tiger) by telling him that a hurricane was approaching. Let's explore hurricanes a little more through the activities given below -

TASK I: **Virtual tour of the National Hurricane Centre.**

Given below is the link of a virtual tour of the National Hurricane Centre.

<https://www.nhc.noaa.gov/nhctour.shtml>

- With the click of the mouse, the online links provide panoramic views of the different rooms of the facility.
- It is accompanied by an audio description.
- Using the mouse, you will be able to move around each room in a circle, stop, back up, and zoom in.

Task II: Create-A-Cane: Build Your Own Hurricane!

In this interactive game, you can build your own hurricane. As you do so, you will learn what kinds of wind conditions, latitude and sea temperatures are favorable for a hurricane. Use this link to create your own hurricane!!

<https://www.nhc.noaa.gov/outreach/games/canelab.htm>

Based on tasks listed above, answer the following questions :

Q1. Where is the National Hurricane Centre situated?

Q2. How does it collect information about a hurricane? Mention any three methods.

Q3. What is the full form of CARCAH and TAFB?

Q4. Highlight any three features of FEMA Hurricane Liaison Room.

Q.5 State the three conditions that must be present for a hurricane to form and explain why each condition is needed

Q.6 Sometimes hurricanes are accompanied by lightning too With help of a diagram, explain what changes in the climate lead to lightning during thunderstorms.

The rubrics for assessment will be:

- | | |
|------------------------------|---------|
| • Research: | 3marks |
| • Content: | 3 marks |
| • Presentation & creativity: | 3 marks |
| • Timely submission: | 1 mark |

Social Science

The two main characters in the story are Kalulu (the rabbit) and Chui (the tiger). In India, there are special laws to ensure the protection of such wild animals.



1. List any two Laws or Acts and mention their main provisions.
2. Also, suggest any two amendments that you would like to make in these laws.
3. Tigers are on the IUCN Red List. Create a pledge which can be taken by students of your age group to spread awareness about the endangered status of tigers in our country, and to contribute towards their protection.

The Rubrics for assessment will be:

- | | |
|------------------------------|---------|
| • Research: | 3 marks |
| • Content: | 3 marks |
| • Creativity & Presentation: | 3 marks |
| • Timely submission: | 1 marks |

EXTENDED READING:

- All newspapers are now available online. Daily newspaper reading is the best way to stay updated and enhance your language skills. While reading the newspaper, select news items that catch your fancy and collect them in an e-folder, to share in the class once the school reopens.
- Enjoy reading the English Literature Book (e-book) too !!

DATE OF SUBMISSION OF WORK

Please Note - The work done by you should be submitted in the Google Classroom of each subject on 1st July 2020:

ENGLISH - Short story to be submitted as a Google Doc.

Book jacket to be done on A-4 sheet, scanned and submitted.

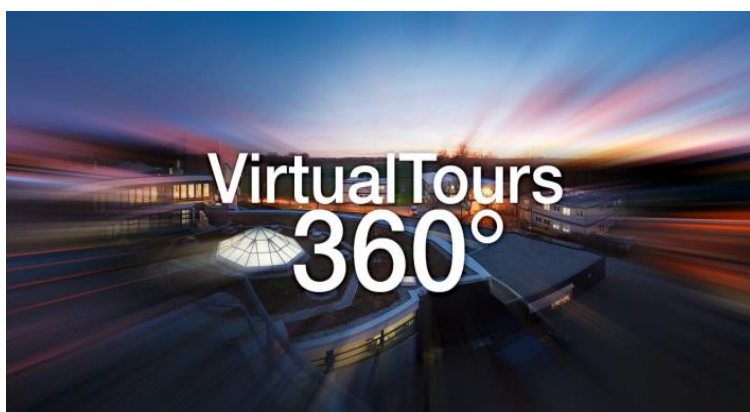
HINDI - Story to be written on A-4 size sheets, scanned and submitted.

MATHEMATICS - Pictograph/bar chart / pie chart & Tangram animal to be scanned and submitted.

SCIENCE - Work to be submitted as a Google Doc and the diagram to be scanned and submitted.

SOCIAL SCIENCE: Work to be submitted as a Google Doc

SECTION III



Virtual tours are the new, exciting way to explore our beautiful world. Along with being dynamic, interactive and fun, they provide information and experiences of places and sites that are otherwise inaccessible to us.

Find below the links for two interesting virtual tours for you to enjoy.

1. Kruger National Park, South Africa

<https://www.youtube.com/watch?v=bSo-jkyN2M>

2. Khangchendzonga National Park, Sikkim, India

<https://www.youtube.com/watch?v=9D3PxKq4BMY>

Based on your experience of visiting the two national parks, attempt the 'Virtual Tour Quiz' through the link given below.

<https://forms.gle/t1fvoFkAcfhVKWGQ8>

SECTION III

tGELF MODULES

Please watch the videos and ppt of Module 2 using the links provided below:

https://drive.google.com/open?id=1hRpf_EEpGFv06ZHuJEtwPjurRg1kdfrB

<https://drive.google.com/open?id=1xq8r0gj-23CT7dOnAYVSh0BiD+VV-FCI>

<https://drive.google.com/open?id=1kcDWlrKkKionpT23Q9niMTWDTG70DDt0>

Fill up the google form with questions based on the videos you watched and submit it by Monday, 08 June.

<https://forms.gle/SUCJbbn4cmowMkeH8>

SECTION IV

PREP MY SKILLS

Self-management is one of the biggest challenge that you face today. You think you are independent, smart, and capable of moving mountains. That's the attitude we want to inculcate in you too, so that you are able to face any challenges in future.

In our endeavour to provide holistic learning experiences, we are introducing a unique online **Personality Enrichment Program - PEP (www.prepmyskills.com)** as part of your homework. This solution has been developed by 'Prepmyskills' - a tech enabled learning solutions company.

350+
Schools400,000
Children

This solution is very user friendly and covers topics related to **Habits, Behaviour, Self, Relationship, Mindset and 21st Century skills**. It will be good to spend 30-45 minutes on this program every day at a time convenient for you. **Please note that your admission number will be your User id and Password**

Steps to Login

- 1 Open Google Chrome, visit **www.prepmyskills.com**. Please click on **Get Started** Icon
- 2 In the pop-up click on **Login** Icon
- 3 In the next screen **Select the City** in which your school is located
- 4 Select the **Name of the School** that your child is studying in.
5. Enter the **Admission Number** as the **Username & Password** and click on **Login**.

The screenshot shows a login form with the following fields and elements:

- Title: Login to PrepMySkills
- City: A dropdown menu.
- School: A dropdown menu.
- Username: A text input field with the placeholder text 'Type Your Username'.
- Password: A text input field with the placeholder text 'Type Your Password'.
- Remember Me: A checkbox.
- Login: A blue button.

Please select the city as *New Delhi* & School name as *Tagore International School, Vasant Vihar*

If you have any queries:

1. Please mail them at support@prepmyskills.com
2. Give a missed call to **7428798882**
3. Visit www.prepmyskills.com to chat with a live agent

Have a great



