







TAGORE INTERNATIONAL SCHOOL
VASANT VIHAR, NEW DELHI
PARENTS SYLLABUS - CLASS IV
JULY-SEPT (SESSION 2020–2021)

| Subject | No. of period / Topics | Learning Outcome | Activities | Review |
|----------------|---|---|--|---|
| JULY | | | | |
| ENGLISH | <p>COURSEBOOK</p> <p>Tansen - the Magical Musician (4 classes)</p>  <p>Grandpa Fights an Ostrich (4 classes)</p>  <p>LITERATURE READER</p> <p>Poem - Blueprints (1 class)</p> | <p>Each child will be able to</p> <ul style="list-style-type: none"> ● read aloud the given text using correct pronunciation ● comprehend the story while reading the same ● respond verbally/in writing to questions based on a story or poem heard or read ● describe briefly, orally/in writing about events, places and/or personal experiences ● write dictation of words/phrases ● infer the meaning of unfamiliar words by reading them in context ● use dictionary to find the meanings of difficult words ● Construct meaningful sentences with at least 5 difficult words. ● answer some factual and inferential questions ● Recite the poem with correct pronunciation, intonation and pauses. | <p>Pitch Perfect!</p>  <p>Look up and collect information about Indian instruments such as ghatam, mridangam etc and add at least one slide to the shared padlet link.</p> <p style="text-align: center;"><u>Art Integration</u></p> <p>Draw and colour an ostrich in Gond art form, from the state of Madhya Pradesh. Research and create a sheet of ten facts about ostriches under it.</p>  <p style="text-align: center;"><u>Experiential Learning</u></p> <p>Playing Host: Preserve your family memories by recording an interview with a grandparent or another older relative. Choose a relative who would be fun to interview. Select photos to be used to prompt a conversation and write down questions of most interest. Record the interview and share with the teacher.</p> <p>Fun Time:</p> | <p>Teacher designed worksheets</p> <p>Google form :</p> <ul style="list-style-type: none"> ● MCQ ● Short answers ● Match the following ● HOTS <p>Online Quiz</p> <p>Spell check</p> <p>Comprehension Worksheet</p> <p>Vocabulary Worksheets</p> <p>Creative Writing Worksheets</p> <p>(Rubrics: ideas, creativity, sentence structure and organization of thoughts)</p> |

USAGE

Articles (2 classes)



Quantifiers (2 classes)



VOCABULARY

Prefixes (2 classes)

Collective Nouns (2 class)



PRONUNCIATION

Syllables(1 class)

CREATIVE WRITING

How-to-do paragraph

COMPREHENSION

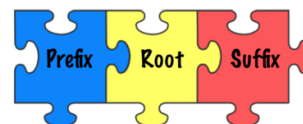
PASSAGE

- **enjoy the poem** and its vivid description
- Create a paragraph based on a prompt from the story
- Apply grammar concepts in everyday writing
- Use vocabulary words in everyday communication
- Understand and use linkers to indicate connections between words and sentences such as 'First', 'Next', etc.

Play the online game based on Collective Nouns

[Choose Correct Collective Noun | Noun Game | Turtle Diary](#)

Word game:



Create opposite words using the given prefixes & new words using root words and suffixes

Proofreading and editing:

A, an, some & any with Jamie Oliver's 1 cup pancake

[Jamie Oliver's easy One-Cup Pancakes](#)

1. Students watch the video & fill in the blanks.
2. Correct the mistakes.
3. Construct sentences using a, an, some, any.

Creative Writing & Art Integration

Research about famous Thangka paintings from the state of Sikkim and create one with the guidance of your teacher.

Write a how-to-do paragraph, telling how to make a thangka painting by keeping the following in mind:

- use imperative sentences
- use sequencing words like first or first of all, next, then, lastly or finally.

Collective Nouns Bingo!

| | | | | |
|--------------|---|---|---|--|
| <p>HINDI</p> | <p>मधुप पाठमाला</p> <p>पाठ-समदर्शी</p>  <p>सर्वनाम</p>  <p>वचन</p>  | <p>छात्र सीखेंगे -</p> <ul style="list-style-type: none"> *सहनशीलता ,संवेदनशीलता,शिष्टव्यवहार और समाज के साथ जुड़ाव और समाज के प्रति अपनी भूमिका । *शुद्ध उच्चारण करना । *कठिन शब्दों का अर्थ जानकर उनको वाक्यों में प्रयोग करना । *पाठ्यपुस्तक से इतर साहित्यिक सामग्री के पठन हेतु उत्साहित होना । *दिए गए प्रश्नों के उत्तर लिख पाना । *अपनी बात कहने के लिए सही और उचित भाषा का प्रयोग करना । *अपनी अभिव्यक्ति कलात्मक ढंग से दे पाना । *किसी से उसके मन की बात सुनकर सही नतीजे पर पहुंचना । <p>व्याकरणिक बोध में -</p> <ul style="list-style-type: none"> *भाषा में सर्वनाम शब्दों के महत्व को समझना व् प्रयोग करना । *संज्ञा शब्दों के बार -बार प्रयोग से बचना । *भाषा में संख्या बोध को समझना *एक से अधिक वस्तुओं को के लिए शब्द चुनना । | <p>शैक्षिक गुणवत्ता संवर्धन हेतु गतिविधियाँ</p> <p><u>रचनात्मक अधिगम</u></p> <p>परिवार एवं किसी रिश्तेदार को पत्र या संदेश लिखना ।</p> <p><u>वाक् कौशल अधिगम</u></p> <p>घर में मौजूद वस्तुओं की संख्या बदलते हुए उनके नाम द्वारा पुकारना ।</p> <p>घर में किसी एक व्यक्ति को केंद्र में रखते हुए सर्वनाम शब्दों का प्रयोग करते हुए उससे सम्वाद करना ।</p> <p><u>कला समेकित अधिगम</u></p> <p>पक्षियों में कौआ समदर्शी पक्षी है । कौए का चित्र बनाकर उसमें रंग भरिये</p>  <p><u>अनुभवजन्य अधिगम</u></p> <p>गुँथा हुआ आटा लेकर अपनी एक आँख पर लगाइए और सोचिये कि एक आँख से न दिखने पर क्या हमारे मस्तिष्क में उठने वाले अन्य विचार बाधित होते हैं ? उस समय आपके मन में क्या भाव उत्पन्न हुए उनको पाठ के उस बच्चे के बारे में सोचिये जिसकी एक आँख खराब हो जाती है और दूसरा बच्चा उसे समदर्शी बुलाने लगता है ।</p> | <p>*विषय और उपविषय पर आधारित कार्यपत्र।</p> <p>*गूगल फ़ॉर्म के माध्यम से बहुविकल्पी प्रश्न-उत्तर।</p> <p>अपठित गद्यांश प्रश्नों के सही उत्तर चयन और लेखन।</p> <p>व्याकरणिक बोध प्रक्रिया पर आधारित अभ्यास पत्र</p> <p>सही उत्तर का चयन</p> |
|--------------|---|---|---|--|

*वचन के माध्यम से क्रिया की क्रिया को समझना |

MATH

JULY

No of periods: 22

Large Numbers



- Numbers beyond 9999 (5- digit & 6-digit numbers)
- Indian place value chart
- Reading & writing large numbers
- Face value & place value
- Expanded notation of a number
- Successor & predecessor
- Comparison of numbers, ascending and descending order
- Forming numbers

Each learner will be able to:

- Draw a place value chart up to lakhs
- Read and write 5- and 6-digit numbers in the Indian system and use them in daily life
- Write numbers in words and vice versa
- Compute place value and the face value of a given number and solve questions based on them.
- Use place value to write 5- and 6-digit numbers in the expanded form and vice versa
- Determine the predecessor and successor of a given number
- Compare 5- and 6-digit numbers and arrange them in ascending and descending order

Experiential Learning FUN SLIDER!

Students design / create a number slider and use it to make all possible numbers using the given digits. They also try to find the rule to make the greatest & the smallest number.



<https://www.youtube.com/watch?v=3UvOmZ0cK-o>

Subject Integration What's Inside!

Collect facts about the human body - number of bones, muscles, arteries, veins & taste buds and represent it in the PV chart.

Art Integration Puppet Play!



Teacher designed worksheets on large numbers

Google form :

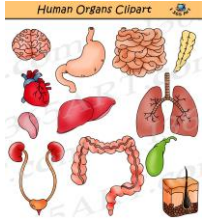



- MCQ
- Short answers
 - Fill in the blanks
 - True/False
 - Analogy
 - Match the following
 - HOTS


Asset Based Worksheet


Value based worksheets

Framing questions & answering "What if" questions

Activity
(Anchor chart/
origami/ model)

| | | | | |
|------------|--|---|---|---|
| | | <ul style="list-style-type: none"> Make the greatest and the smallest number with the given numbers | <p>Make a puppet using recycled materials and use it to recite a self-created mnemonic to remember concepts based on Large Numbers.</p> <p>https://www.youtube.com/watch?v=ayFG5Ow4wXI</p> | through waste material/ drawings) |
| EVS | <p>Inside your body</p> <p>(15 pds)</p>  <ul style="list-style-type: none"> External organs Blood: arteries, veins Internal organs Brain Kidney Digestive system Lungs Heart  <p>Looking after yourself</p> <p>(7 pds)</p> | <p>Each child will be able to:</p> <ul style="list-style-type: none"> Identify the internal and external organs of human body and list them State and describe the functions of various organs Create a science model of the digestive system and explain each part of the system. Explore the process of digestion in the digestive system Arrange the parts of digestive system in a sequence List problems of the digestive system and ways to solve it at home Establish relation between the different organs of the Digestive system. <p>Each child will be able to :</p> <ul style="list-style-type: none"> List the various sense organs of human body Comprehend the importance of teeth | <p>Experiential Learning</p> <p>LUB A DUB Make your own simple stethoscope and then listen to your heartbeat (kinesthetic, spatial, interpersonal)</p>  <p>Make your own working model of the digestive system using waste materials</p>  <p>Bhaag Milikha Bhaag To record the heartbeat and pulse rate of any 3-4 family members during resting and after jogging on the spot / walking fast for 4-5 minutes (kinesthetic / logical)</p> <p>Art integration</p> | <ul style="list-style-type: none"> Value based questions Teacher designed worksheets Google forms with MCQ Short answers Match the following online quiz HOTS questions Discussion forums Open ended questions Asset worksheet Observation sheets based on |

| | | | | |
|---------|---|--|---|---|
| | | | | |
| AUGUST | | | | |
| ENGLISH | <p>COURSEBOOK Mulan (4 classes)</p>  <p>Poem- Alien Exchange (2 classes)</p> <p>LITERATURE READER The Nightingale(2 Classes)</p> | <p>Each child will be able to</p> <ul style="list-style-type: none"> ● read aloud the given text using correct pronunciation ● comprehend the story while reading the same ● respond verbally/in writing to questions based on a story or poem heard or read ● describe briefly, orally/in writing about events, places and/or personal experiences ● write dictation of words/phrases ● Infer meaning from the context and draw conclusions from what they have read. ● use dictionary to find the meanings of difficult words ● Construct meaningful sentences with at least 5 difficult words. ● answer some factual and inferential questions | <p>Poetic Verse: Learn a poem of your choice, record it and share it with your teacher (Choose any one topic- Bravery/Freedom)</p> <p>Ted Talk by Kiran Bedi https://www.ted.com/talks/kiran_bedi_a_police_chief_with_a_difference?language=en</p> <p><u>Experiential Learning</u> Indian women who are/were the 'firsts' in their field Make an e-information brochure about four Indian Female Legends, one each from the field of sports, politics, media and business, highlighting their struggle and achievements.</p> <p>Creative Writing based on the prompt from the story 'The Nightingale': 'Why is freedom important?'</p> <p>Pelmanism Game on Adjectives</p> | <p>Teacher designed worksheets</p> <p>Google form :</p> <ul style="list-style-type: none"> ● MCQ ● Short answers ● Match the following ● HOTS ● Analogies <p>Online Quiz</p> <p>Spell check</p> <p>Comprehension Worksheet</p> <p>Vocabulary Worksheets</p> <p>Creative Writing Worksheets</p> <p>ASSET based worksheets</p> |



USAGE

Describing Words &
Order of describing words
(2 classes)



Reflexive pronouns



(2 classes)

VOCABULARY

Masculine and feminine

(1 class)

DICTIONARY

- Recite the poem with correct pronunciation, intonation and pauses.
- enjoy the poem** and its vivid description
- Create a paragraph based on a prompt from the story
- Apply grammar concepts in everyday writing
- Use vocabulary words in everyday communication
- responds verbally/in writing to questions based on an article, story or poem heard or read


[Adjectives 2 in English Pelmanism game to play + learn online free](#)





Art Integration



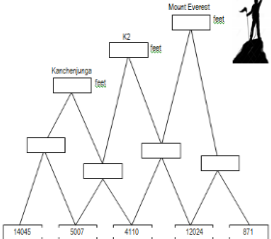


MIRROR SHOWS!:




Make an anchor chart using illustrations for reflexive pronouns and attempt the online practice games.







- [Grammar Exercise - Reflexive Pronouns.](#)
- [Reflexive Pronoun | Pronoun Games | Turtle Diary](#)

| | | | | |
|-------|--|--|---|--|
| | <p>Abbreviations (1 class)</p> <p>SPELLINGS</p> <p>-able /-ible</p> <p>CREATIVE WRITING</p> <p>UNSEEN</p> <p>COMPREHENSION</p> | | | |
| HINDI | <p>मधुप पाठमाला</p> <p>और माटी निहाल हो गई लिंग विशेषण</p>   | <p>छात्र सीखेंगे -</p> <ul style="list-style-type: none"> *महिलाओं को सम्मान देना *बच्चे साहसी बनेंगे *देश से प्रेम करना सीखेंगे *सशक्तिकरण का अर्थ जानेंगे *बलिदान और समर्पण जैसे जीवन मूल्यों से परिचित होंगे *सही उत्तर देना सीखेंगे *सामाजिक सन्दर्भों में अपनी भागीदारी निश्चित करना सीखेंगे *लिंग भेद को दरकिनार करते हुए चलना सीखेंगे <p>व्याकरणिक बोध -</p> <p>लिंग विषय के को ध्यान में रखते हुए छात्र अपने आसपास मौजूद वस्तुओं में स्त्रीलिंग एवं पुल्लिंग में भेद समझते हुए उनको पुकार सकेंगे </p> <p>इससे उनकी भाषा शुद्ध और प्रखर बनेगी </p> <p>विशेषण के द्वारा किसी वस्तु की महिमा बताना जाने सकेंगे </p> <p>कम ,ज्यादा आदि से अपने लिए उपयोगित वस्तुओं में तुलना करना सीख पायेंगे </p> | <p>शैक्षिक गुणवत्ता संवर्धन हेतु गतिविधियाँ</p> <p><u>रचनात्मक अधिगम</u></p> <p>स्वतंत्रता सेनानी किसी एक महान महिला पर 60 -70 शब्दों में अपना मत प्रकट कीजिये (अनुच्छेद)</p> <p><u>वाक कौशल अधिगम</u></p> <p>खूब लड़ी मर्दानी वह तो झाँसी वाली रानी थी.....</p> <p>कविता किसी बड़े के सामने प्रस्तुत कीजिये </p> <p><u>कला समेकित अधिगम</u></p> <p>अपने परिवार में जिसे आप महान मानते हैं ,उसके प्रति प्रेम प्रदर्शित करने वाला एक धन्यवाद कार्ड बनाकर प्रदान करें </p> <p><u>अनुभवजन्य अधिगम</u></p> <p>https://www.youtube.com/watch?v=0IA2luOW9Cc</p> <p>इस लिंक के अलावा भी स्वतंत्रता सेनानी महिलाओं के बारे में जाने और जो व्यक्तित्व आपको प्रभावित करे उसके बारे में</p> | <p>*विषय और उपविषय पर आधारित कार्यपत्र।</p> <p>*गूगल फ़ॉर्म के माध्यम से बहुविकल्पी प्रश्न-उत्तर।</p> <p>अपठित गद्यांश प्रश्नों के सही उत्तर चयन और लेखन।</p> <p>व्याकरणिक बोध प्रक्रिया पर आधारित अभ्यास पत्र</p> <p>सही उत्तर का चयन</p> |

| | | | | |
|-------------|--|--|--|--|
| MATH | <p>AUGUST</p> <p>Addition</p>  <ul style="list-style-type: none"> Identification and usage of correct vocabulary words Addition of numbers (without/with carry over) Formulating rules/properties of addition Statement questions based on real-life situations Formulating questions <p>Subtraction (No. of periods: 9)</p>  <ul style="list-style-type: none"> Identification and usage of correct vocabulary words Subtraction of numbers (without/with borrowing) Formulating rules/properties of Subtraction Statement questions based on real-life situations Formulating questions | <p>Each learner will be able to:</p> <ul style="list-style-type: none"> Define terms related to addition/subtraction Add up to 6-digit numbers (without/with carry over) Formulate, interpret, & relate the properties and carry out the operation. Comprehend the operation and the key terms used and solve questions. Frame and solving statement questions <p>Each learner will be able to:</p> <ul style="list-style-type: none"> Define terms related to subtraction Subtract up to 6-digit numbers (without/with borrowing) Formulate, interpret, & relate the Properties and carry out the operation. Comprehend the operation and the key terms used and solve questions. Frame and solve statement questions | <p>Subject integration Peak Thrill!</p>  <p>Add the numbers at the bottom of each upside-down V. Put the answer on the V's peak. Keep climbing. (Each peak represents the height of a mountain peak)</p> <p>Art Integration Art Addition: Buddhist Art in Sikkim</p> <p>Explore mathematics hidden in the 8 sacred symbols & prayer wheels of Buddhism. Make a 3-D Mantra prayer wheel using empty soft drink cans.</p>  <p>Riddle Time!</p>  | <p>Teacher designed worksheets on addition/subtraction</p> <p>Google form :</p> <ul style="list-style-type: none"> MCQ Short answers <ul style="list-style-type: none"> Fill in the blanks True/False Analogy Match the following HOTS <p>Asset Based Worksheet</p> <p>Value based worksheets</p> <p>Framing questions & answering “What if” questions</p> <p>Activity (Anchor chart/ origami/ model through waste material/ drawings)</p> |
|-------------|--|--|--|--|

| | | | | |
|------------|--|--|--|---|
| | | | I am the difference between the number of eggs in a dozen and the number of hours in a day. Who am I? | |
| EVS | <p>India - Land and climate</p>   | <p>Each child will be able to :</p> <p>Identify the reliefs of India</p> <p>Name the states and their capitals</p> <p>Interpret the new political divisions</p> <p>Differentiate between political and physical divisions</p> <p>Reason out why the difference between a UT and a state</p> <p>Locate our neighbouring countries on the map of India</p> <p>Identify, Locate and Label the states of the</p> <p>Northern Mountains</p> <p>Northern Plains</p> <p>Southern Plateau</p> <p>Coastal Plains</p> <p>Island groups</p> <p>Focus on each physical divisions (climate, vegetation , landforms etc)</p> | <p>Interdisciplinary</p> <p>Crown and Tweet Participants are to come up with a tweet and one hashtag that best describes INDIA.</p>  <p>Walk the Talk India is a land of diverse landforms and culture. Discuss. (Talk Show) (Logical Reasoning, VL, bodily kinesthetic)</p> <p>Count with your fingers Calculate the number of UT, states, capitals and neighbouring countries and collect some data related to it. (logical/ kinesthetic/verbal -linguistic)</p> <p>As High as Himalayas People who have made the area famous Like through social work (interpersonal/ verbal - linguistic)</p> <p>Research based question Speak about the most useful tree of the coastal region “ COCONUT PALM”</p> <p>Experiential Learning</p> <p>Creating Water in the Desert Make an oasis using the sand paper. (Kinesthetic, Spatial)</p> | <p>Narrate a story.</p> <ul style="list-style-type: none"> When we unite we become strong. Do you think unity gives us strength? A popular river of India <p>One minute paper</p> <p>Talk show</p> <p>Debate</p> <p>Value based questions</p> <p>Teacher designed worksheets</p> <p>Google forms with MCQ</p> <p>Short answers</p> <p>Match the following</p> <p>online quiz</p> <p>HOTS questions</p> |

| | | | |
|---|---|---|--|
| | <p>Compare and contrast the different physical divisions through a venn diagram</p> <p>Learn the life skills of acting wisely during the earthquake</p> <p>Recognize the reasons of river pollution</p> <p>Reinforce the importance of each physical division</p> | <p>Picture Postcard Create a picture posture of your home / favorite state showcasing its most famous information</p> <p>Hands on Experiment</p> <p>Art Integration</p> <p>ITIHAAS Twist a famous folk tale of a state and convert it into a rap song/ folk song of that state.eg : if it is a folk tale of Punjab , give it bhangra beats (musical / linguistic /kinesthetic)</p> <p>Sikkim Flash : Explore and research this formidable Himalayan state giving us a feel of its rich varied unique culture .Showcase this information in the form of flash cards .</p>  <p>Chak de Times</p> <p>Design a newspaper to highlight the things India is known for.</p> <p>Scrapbook Project</p>  | <p>Discussion forums</p> <p>Open ended questions</p> <p>Asset worksheet</p> <p>Observation sheets based on experiential learning</p> |
| <p>Things India is known by (activity based) (3 pds)</p> <p>National emblem</p>  <p>National Flag</p>  <p>National Anthem</p> <p>Yoga</p> <p>leaders</p> | <p>Make a booklet on some interesting facts of India.</p> | | |

SEPTEMBER

ENGLISH

COURSEBOOK

Yeti (4 classes)



Veena's New Idea

(4 classes)

LITERATURE READER

Poem-The Rooks (1 class)

USAGE

Simple past and past continuous tense

VOCABULARY

Compound words

Easily confused words



PRONUNCIATION

The /sh/ sound

Activity - Tongue twisters

SPELLING

ie/ei words

Adding -ed to make the past form of action words

SPEAKING

Asking for or giving opinions

Each child will be able to

- **read aloud** the given text using correct pronunciation
- **comprehend** the story while reading the same
- **respond** verbally/in writing to questions based on a story or poem heard or read
- **describe** briefly, orally/in writing about events, places and/or personal experiences
- **write** dictation of words/phrases
- **infer** meaning from the context and draw conclusions from what they have read.
- **use** dictionary to find the meanings of difficult words
- **construct** meaningful sentences with at least 5 difficult words.
- **answer** some factual and inferential questions
- Recite the poem with correct pronunciation, intonation and pauses.
- **enjoy the poem** and its vivid description
- Present orally and in writing the highlights of a short speech, documentary etc.
- participate in grammar games and kinesthetic activities for language learning

Mini Research!

(Project based learning):

Look up different products your family uses in day to day life or you see in advertisements in newspapers, TV and magazines.

How many of them claim to be herb-based? What are these products meant to do?

Make a list and check the online reviews, if the product is fulfilling its promise.

Make a Powerpoint presentation or a presentation on paper to present your findings and share your work with the teacher.

Experiential Learning

Animal Track ID Cards! (EVS & ART Integration)

Watch the following National Geographic video on Evidence of Yeti and its footprints.



[Evidence of the Yeti | National Geographic](#)

Taking clues from the card shared by the teacher on the padlet, make Id Cards for animals found in the Himalayas.


Each child is to add one card to

the link which should include the shape, size, picture and characteristics of the footprint of the chosen animal.

My Digital Footprint (Speech)

Think about the way you use the Internet. Do you visit websites? Do you message friends? Do you download music or post photographs? Complete the digital footprint by adding all the ways you use the internet.

Prepare a speech on the topic:



Teacher designed worksheets

Google form :

- MCQ
- Short answers
- Match the following
- HOTS
- True False

Online Quiz

Spell check


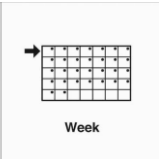


Comprehension Worksheet

Vocabulary Worksheets

Creative Writing Worksheets

Speech

ASSET based worksheets

| | | | | |
|---------------------|--|---|--|---|
| | <p>CREATIVE WRITING Paragraph Writing</p> | <ul style="list-style-type: none"> ● Apply grammar concepts in everyday writing ● Use vocabulary words in everyday communication | <p>Technology: a Boon or a Curse? Record it and share with the teacher.</p> <p>Online Homophone practice game https://www.learninggamesforkids.com/vocabulary-games/homophones-games/homophones-game.html</p> <p>Art Integration Clever Illustrations! Visually define the "Same" words with different meanings and create double homophone sentences</p> <p>The challenge is to put both homophones into one sentence: For example:</p> <p>He felt <u>weak</u> because of the flu, but <u>recovered</u> in a <u>week</u>.</p> <div>   </div> | |
| <p>HINDI</p> | <p>मधुप पाठमाला पाठ-फूलों का नगर क्रिया क्रिया विशेषण</p>   | <p>छात्र सीख सकेंगे -</p> <p>*काल्पनिक तौर पर प्रतिक्रिया देना ।</p> <p>*उम्र व अनुभव में बड़े व्यक्तियों की बात को उपयोगी समझना ।</p> <p>*वृक्षारोपण जैसे मुद्दे पर जा रुक बनेंगे ।</p> <p>*शब्दों का शुद्ध उच्चारण कर सकेंगे ।</p> <p>*मौखिक प्रश्नों को समझकर उत्तर प्रस्तुत करना ।</p> <p>*शब्दों का शुद्ध उच्चारण करना ।</p> <p>*काक्षिक गैर-काक्षिक परिचर्चा में भाग लेगा ।</p> <p>व्याकरणिक बोध -</p> <p>भाषा में क्रिया की भागीदारी को समझना ।</p> <p>अपने कार्यों को करते हुए क्रिया के लिंग को समझना और प्रयोग करना ।</p> | <p>शैक्षिक गुणवत्ता संवर्धन हेतु गतिविधियाँ</p> <p>कलात्मक अधिगम छात्र एक वृक्षों, पौधों या उपवन का पोस्टर बनाकर उसपर एक या दो नारा लिख कर किसी बड़े से अंक प्राप्त करेगा ।</p> <p>वाक् कौशल अधिगम परिवार के किसी सदस्य से त्वरित विषय (किसी भी प्रकार का लेकर उसपर अपने विचार प्रस्तुत करेगा । उच्चारण और आरोह-अवरोह का ध्यान रखते हुए ।</p> <p>कला समेकित अधिगम गमलों में लगा पौधा जो आपको अति प्रिय हो उसका नामकरण कर उसके बारे में चार से पाँच शब्द लिखकर एक छोटी सी डंडी में चिपका कर पौधे के पास लगायें ।</p> <p>अनुभवजन्य अधिगम https://www.youtube.com/watch?v=s-C6AlqJocY</p> | <p>*विषय और उपविषय पर आधारित कार्यपत्र।</p> <p>*गूगल फॉर्म के माध्यम से बहुविकल्पी प्रश्न-उत्तर।</p> <p>अपठित गद्यांश प्रश्नों के सही उत्तर चयन और लेखन।</p> <p>व्याकरणिक बोध प्रक्रिया पर आधारित अभ्यास पत्र</p> <p>सही उत्तर का चयन</p> |

*क्रिया विशेषण के द्वारा अपने कार्यो के करने की प्रक्रिया को रेखांकित करना ।

इस लिंक पर जाकर कविता सुनकर महसूस कीजिये कि हमारे मानव जीवन के लिए सबसे ज्यादा क्या आवश्यक है ।

MATH

SEPTEMBER


Fractions



- Identification and representation of fractions
- Like & unlike fractions
- Comparison of like fractions
- Proper , improper & unit fractions
- Mixed fractions
- Changing improper fraction into mixed fraction and vice versa
- Equivalent fraction (pictorial representation)

- Each learner will be able:
- Calculate the required fraction of a given collection.
- Distinguish between like and unlike fractions
- Compare and arrange like fractions into ascending/ descending order
- Identify & differentiate between proper , improper & unit fraction
- Validate a mixed fraction by converting it into improper fraction and vice versa
- Change an improper fraction into mixed fraction and vice versa
- Find equivalent fraction of a given fraction

Fraction Bingo!



Create fraction bingo and play it with your family members

Experiential Learning Lego Fraction!



Create equivalent fraction towers using lego blocks

Art Integration Lippan Art!



Collect information about Lippan Art & the ingredients used to prepare lippan for this art form. Also, try to represent the ingredients in fractions.

Teacher designed worksheets on large numbers

Google form :







- MCQ
- Short answers
 - Fill in the blanks
 - True/False
 - Analogy
 - Match the following
 - HOTS

Asset Based Worksheet

Value based worksheets

Framing questions & answering "What if" questions

Activity
(Anchor chart/ origami/ model through waste material/ drawings)

| | | | | |
|------------|---|--|---|---|
| | | | | |
| EVS | <p>Food (16 pds)</p>  <p>Food we eat Grains, fruits and vegetable, spices and cooking oil</p> <p>Different kinds of food</p> <p>Functions of food</p> <p>Importance of eating different kinds of food</p> <p>Importance of water</p> <p>Age and food</p> <p>Healthy eating habits</p>  | <p>Each child will be able to</p> <p>Recognize the different nutrients in the food and their importance.</p> <p>Reason out the importance of water.</p> <p>To state the names of different cereals, spices, fruits and vegetables.</p> <p>To classify different food items into food groups</p> <p>Reason why food habits of a place depend on the crops grown there.</p> <p>Analyse food labels to understand healthy foods</p> <p>List the names of spices in hindi and different mother tongue</p>  | <p><u>Experiential Learning</u></p> <p>Calories Multiplied “What’s on my plate?” Weekly plan of the balanced meal. (Kinesthetic / spatial / interpersonal)</p>  <p>Super Chef : create a video of non-fire cooking (kinesthetic, spatial, interpersonal)</p> <p>Interdisciplinary</p> <p>New Foods Have students identify a fruit or vegetable they have never tried. Then, hold a class discussion. Ask them about the taste and nutritional value of the chosen food. For example: Is it a fruit or a vegetable? How can you tell? What's the difference between the two? Why are fruits and vegetables an important part of a healthy diet? (spatial, kinesthetic, interpersonal)</p>  <p>Analyzing Food Labels</p> <p>Food labels are loaded with information. Have each student bring in the labels from one or two of their favorite foods.. Then, have students answer questions individually about the labels</p>  | <p>Crossword puzzles Talk show</p> <p>Debate</p> <p>Value based questions</p> <p>Teacher designed worksheets</p> <p>Google forms with MCQ Short answers Match the following</p> <p>online quiz</p> <p>HOTS questions</p> <p>Discussion forums</p> <p>Open ended questions</p> <p>Asset worksheet</p> <p>Observation sheets based on experiential learning</p> |

The making of clothes
(activity based) (5 pds)



Each child will be able to:

Relate dresses with seasons, professions and religions.

Identify different kinds of clothes and fibres and designing techniques with spl focus on traditional Indian textiles of Rajasthan (observation skills)

to give them a better understanding of the information provided. (spatial, analyze ,kinesthetic, interpersonal)

Art Integration

Place Mats Colorful pictures of healthy food can stimulate even the pickiest appetite. Have each student cut out pictures of their 10 favorite healthy foods from magazines or newspapers or draw them Start a discussion: Why did they choose those specific foods? Are they really healthy? How do you know? What food groups do they belong to? (spatial, kinesthetic, verbal linguistic)

Culinary Art

Know your food : Teacher will share a recipe of a famous dish of Sikkim - Momos .Children will read the recipe carefully and categorize the various ingredients into five major nutrients .Children can brainstorm and justify why momos are a healthy snack.



MILE SUR MERA TUMHARA A balanced diet activity on food and states of India. Design a menu card for at least 2 states (EVS meets Social science)

An idea can change your life Make a cloth bag with the Help of an elder. Take it with you when you to buy your groceries. Collect information about batik , tie and dye and various other textile techniques of Rajasthan.



| | | | | |
|--|--|--|--|--|
| | | | <p>Weave times a mat for your pencil stand (EVS meets ART)</p> <p>To weave a paper fabric</p> | |
|--|--|--|--|--|