








TAGORE INTERNATIONAL SCHOOL
EAST OF KAILASH, NEW DELHI

PARENT SYLLABUS -CLASS V
APRIL-SEPTEMBER (SESSION 2020– 21)

Subject	Topics covered / No. of Periods	Learning Outcomes	Activities	Alternative Academic Calendar (AAC) and Art Integration (AI)	Assessments
April / May English	<p>1.Lesson-The Crystal Cave (2pds)</p>  <p>2. Poem-Block City(2pds)</p>  <p>3.Grammar-Nouns and Types of Nouns- common, proper, countable, uncountable, concrete, abstract and collective nouns.(7pds)</p> <p>4. Vocabulary-Synonyms and Antonyms(2pds)</p>	<p>To-</p> <ol style="list-style-type: none"> 1. compile a list of 8 to 10 new words along with their meanings from the lesson and the poem. 2. frame answers for the given questions based on the lesson and the poem. 3. identify and name at least two to four persons/places/ animals/things. 4. differentiate between the different types of nouns. 5. cite examples of the different types of nouns. 6. write answers for the questions given in the worksheets based on types of nouns, synonyms and antonyms. 7. list 5 examples each for countable and uncountable 	<ol style="list-style-type: none"> 1. Design a book jacket for any book. 2. Name Game-a game to recall the naming words- Nouns via an audio file.{AAC} 3. Revision worksheets on the mentioned 'Types on Nouns' and for 'Synonyms and Antonyms.' 4. An interactive worksheet on countable and uncountable nouns. 5. Graphic Organizers were used to list examples of types of nouns and for synonyms and antonyms. 6.Finding examples of countable and uncountable nouns by observing the different things found in a 		- MCQ Online Practice Worksheet on Types of Nouns

		<p>nouns.</p> <p>8. solve riddles based on types of nouns.</p> <p>9. observe and look around the house to list a few Collective Nouns.</p>	<p>household.{AAC}</p> <p>7. Observe and look around the house and list a few Collective Nouns. For example- words like- family, etc. and phrases like- a bunch of keys, etc.{AAC}</p> <p>8. Recapitulation of common, proper, countable and uncountable nouns through an audio file. {AAC}</p>																													
<p>April / May Math</p>	<p>1. Large Numbers</p>  <p>Indian System - recall worksheets (1pd)</p> <p>International System</p> <ul style="list-style-type: none">- Place Value Chart, No. name/word form, standard form, expanded form (2pds) <table border="1"><thead><tr><th colspan="3">Millions</th><th colspan="3">Thousands</th><th colspan="3">Ones</th></tr></thead><tbody><tr><td>One Hundred Millions (100,000,000)</td><td>Ten Millions (10,000,000)</td><td>Millions (1,000,000)</td><td>One Hundred Thousands (100,000)</td><td>Ten Thousands (10,000)</td><td>Thousands (1,000)</td><td>Hundreds (100)</td><td>Tens (10)</td><td>Ones (1)</td></tr><tr><td></td><td>8</td><td>5</td><td>0</td><td>2</td><td>6</td><td>1</td><td>3</td><td>9</td></tr></tbody></table> <ul style="list-style-type: none">- Periods, place, place value and face value (2pds)- Comparing and ordering large no. (1pd)	Millions			Thousands			Ones			One Hundred Millions (100,000,000)	Ten Millions (10,000,000)	Millions (1,000,000)	One Hundred Thousands (100,000)	Ten Thousands (10,000)	Thousands (1,000)	Hundreds (100)	Tens (10)	Ones (1)		8	5	0	2	6	1	3	9	<p>To-</p> <ul style="list-style-type: none">- read and write numbers up to 8-digits according to International System of Numeration- identify the period, face value, place and place value of each digit of the given large numbers-write the given number in words and standard form- write the given large number in expanded form and vice versa- compare given pair of large numbers- arrange the given set of large numbers in ascending or descending order- write successor and predecessor of given large numbers	<ul style="list-style-type: none">- Crossword Puzzle- Building 7 or 8 digit numbers by tossing Ludo die 6 times- Roman Numerals activity using toothpicks  <ul style="list-style-type: none">- Roman Pyramids and challenges given in the worksheets  <ul style="list-style-type: none">- data collection of the no. of people recovered from COVID-19 in any 5 states of		<ul style="list-style-type: none">- MCQ practice worksheet on standard form, word form and expanded form of large numbers.
Millions			Thousands			Ones																										
One Hundred Millions (100,000,000)	Ten Millions (10,000,000)	Millions (1,000,000)	One Hundred Thousands (100,000)	Ten Thousands (10,000)	Thousands (1,000)	Hundreds (100)	Tens (10)	Ones (1)																								
	8	5	0	2	6	1	3	9																								

- Predecessor and successor of large no. (1pd)

- Building 7-8 digit no. (2pds)

- Roman numerals (1pd)






Number List	
I	1
V	5
X	10
L	50
C	100
D	500
M	1000

- Estimation (rounding off). (2pds)

2. Data Handling (AAC)

- Organizing data in tabular form(through a ppt) (1pd)

- reading bar graphs and pictographs (2pds)

One  represents 10 Trees	
Name	Number of Trees
Apple	
Peach	
Guava	
Pear	

-Making bar graphs (2pds)

-round off the given large no. upto ten thousands place

-write Hindu-Arabic no. in Roman numerals and vice-versa

- form 7 or 8 digit's least or greatest number using given set of digits

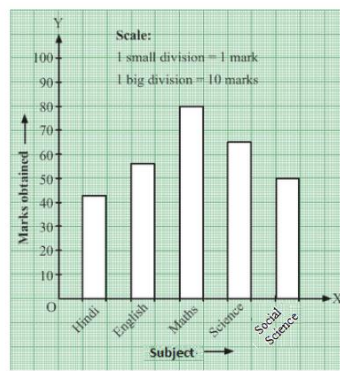
- list at least three examples of data collection in daily life

- organize at least one set of the given data in a tabular form

- read pictographs / bar graphs and answers the questions based on it

- draw bar graphs of given data

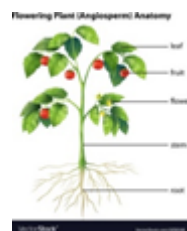
India on 10th May'20 (AAC)



**April / May
EVS**

1.About plants

- Parts of a plant and their functions (4pds)



- Photosynthesis (1pd)



- Seed Germination (1pd)

- Types of plant (1pd)



- Adaptation in plants (terrestrial plants and aquatic plants) - (2pds)

2.India and the World

To-

- identify and describe the basic parts of a plant.
- differentiate between types of plants
- identify what plants need to survive and grow their own plant.
- explain the process of making food using water, sunlight and co2
- list examples of plants growing in hills and plains.
- mark the location of India on the world map.
- locate and name the neighbouring countries of India.
- identify and name the continents and oceans








- Riddles

- Draw a plant and label its parts.
- Draw diagrams of taproot and fibrous root.
- Grow seeds in a jar(seed germination) (AAC)




- Graphic Organizers to list the terrestrial habitat and aquatic habitat of plants.
- Mark the continents and oceans on the world map.
- Mark the neighbouring countries of India.
- Power Point Presentation on India and its neighbours. (AAC)

-MCQ Practice
Worksheet on About
Plants

	 <ul style="list-style-type: none"> - Location of India in the world (1pd) - Continents and Oceans (1pd) - Neighbouring countries of India(1pd) 		<ul style="list-style-type: none"> - Graphic Organizers to list the neighbouring countries, continents and oceans. 		
April / May Hindi	 <p>१) नव इतिहास रचाएँगे (३ कालांश)</p>  <p>२) मैं हूँ मुंबई (५कालांश)</p>  <p>रोज़-रोज़ इस शहर में लोग आते हैं ,</p>	<p>१) सस्वर कविता वाचन कर पाएँगे ।</p> <p>२) कविता में आए कठिन शब्दों के अर्थ जान पाएँगे ।</p> <p>३) चार या पाँच कठिन शब्दों से सरल वाक्य बना पाएँगे ।</p> <p>४) देशप्रेम की भावना को जान पाएँगे ।</p> <p>५) मुंबई के बारे में जानकारी प्राप्त करेंगे ।</p> <p>६) पूछे गए प्रश्नों के उत्तर दे पाएँगे ।</p> <p>७)कठिन शब्दों के अर्थ</p>	<p>१) मुंबई के दर्शनीय स्थलों के चित्रों का संग्रह करके एलबम बनाइए ।</p> <p>२)क्या आप मुझे खाना पसंद करेंगे ?</p>   <p>हम है मुंबई के प्रसिद्ध व्यंजन ,जिसे बड़े चाव से खाए जन जन ।</p> <p>देखकर हमको मुँह में</p>		<p>वैकल्पिक प्रश्न कार्यपत्र (MCQ practice worksheet)</p>

	<p>इस शहर से दिल लगाकर बस जाते हैं ।</p> <p>३) व्याकरण – भाषा, बोली, लिपि, व्याकरण (४ कालांश)</p>	<p>जानकर सरल वाक्य बना पाएँगे ।</p> <p>८)भाषा का महत्व जानेंगे ।</p> <p>९) भाषा और बोली में अंतर जान पाएँगे ।</p> <p>१०) व्याकरण का महत्व जानेंगे ।</p>	<p>पानी आए ,</p> <p>आप हमारा नाम बताएँ ।</p> <p>-मुंबई के प्रसिद्ध व्यंजन बनाने की विधि सीखेंगे ।</p> <p>३) भाषा गतिविधि - किन्ही पाँच भाषाओ में अभिवादन (नमस्कार) करना । (AAC)</p> <p>३) व्याकरण – भाषा, बोली, लिपि, व्याकरण ऑडियो लिंक (AAC)</p> <p>४) शब्द सीढ़ी – प्रत्येक शब्द के अंतिम वर्ण से नया शब्द बनाना ।</p> <p>५) आत्मकथा लेखन- दिल को भाती हूँ दिल्ली कहलाती हूँ भारत की राजधानी हूँ मैं गर्व से बताती हूँ (AAC)</p>		
July English	Coursebook : 1.My early days with chimpanzees (2pds)	To- 1. Compile a total list of 8 to 10 new words along with their	1. Watch the given ppt on articles and answer the given	1. Design a pictiary with words taken from both the	Google forms for the following-



2. The boy who saved Holland (2pds)



Grammar: 1. Articles (3pds)
2. Pronouns- Interrogative pronouns (3pds)

Literature reader: Toda and the Tahr (2pds)

Workbook: 1.Revision of nouns (1pd)
2. Revision of articles (1pd) 3.Revision of interrogative pronouns (1pd)

meanings from the lessons- 'My early days with chimpanzees' and 'The boy who saved Holland.'

2. Write answers for the given questions based on the lessons- 'My early days with chimpanzees' and 'The boy who saved Holland.'

3. Justify the use of the correct articles- 'a / an / the' in the given paragraphs/ sentences.

4. Replace the nouns in the given sentences with simple pronouns like- I / me / he / she / him / her, etc.

5. Frame questions for a given short story using the following interrogative pronouns- who, what, which and whose.

6. Arrange the given sentences from the story 'Toda and the Tahr' in the correct sequence.

7. Draw / paint one of your favourite animals and mention why it is your favourite animal.

8. state answers for questions based on nouns, articles and interrogative pronouns.

worksheet.

2. Listen to the given audio file on pronouns and answer the given worksheet.

lessons. {AAC } and { AI }

2. Story sequencing using graphic organisers like ice-cream cone/story wheel.
{ AI }

3. Sketch / paint one of your favourite animals and mention why it is your favourite animal. { AI }

4. Discuss about chimpanzees with your parents/ grandparents /siblings and gather information from them. Use this information to make a fact-file on chimpanzees.
{ AAC }

5. In the story 'The boy who saved Holland' various sounds of water are mentioned like- a trickle, a gurgle, a gush, a rush and finally a roar. With the help of your parents try to replicate these sounds by opening a tap at home. Note




1. Grammar- Articles and Interrogative Pronouns.


2. Spelling

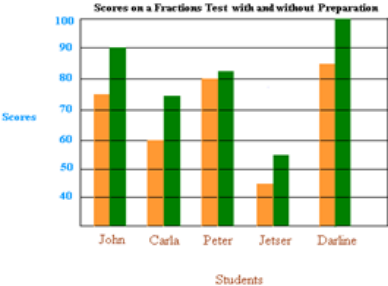
3. Vocabulary

4.Comprehension

5. Lessons- 'My early days with chimpanzees' and 'The boy who saved Holland.'

				<p>down which sounds of water you could hear. { AAC }</p> <p>[Remember: Do not waste water while doing this activity. Collect it in a bucket/utensil and reuse it.]</p>	
<p>July Hindi</p>	<p>समय मूल्यवान है -कविता (३ कालांश)</p>  <p>समय का पहिया चलता जाए समय की कीमत हमें बताए</p> <p>पाठ्यपुस्तक : गुलीवर की यात्रा (३ कालांश)</p>  <p>यात्रा पर जाना, होता है सुखद एहसास जब हो रोमांचक, तो बन जाती है खास</p> <p>व्याकरण :- संज्ञा- परिभाषा एवं उदाहरण संज्ञा के प्रकार -</p>	<p>१) सस्वर कविता वाचन कर पाएँगे ।</p> <p>२) कविता में आए कठिन शब्दों के अर्थ जान पाएँगे ।</p> <p>३) चार या पाँच कठिन शब्दों से सरल वाक्य बना पाएँगे ।</p> <p>४) समय के महत्त्व के विषय में जान पाएँगे ।</p> <p>५) गुलीवर की यात्रा के बारे में जानकारी प्राप्त करेंगे ।</p> <p>६) पूछे गए प्रश्नों के उत्तर दे पाएँगे ।</p> <p>७) कठिन शब्दों के अर्थ जानकर सरल वाक्य बना पाएँगे ।</p>	<p>१) स्वरचित कविता रचना:- समय का महत्त्व दर्शाते हुए, एक छोटी-सी स्वरचित कविता की रचना कीजिए ।</p> <p>२) समाचार पत्र में से संज्ञा शब्द एवं संज्ञा भेद शब्द छाँटकर लिखिए ।</p>	 <p>१) परिवार संग समय बिताओ, एक दूसरे को जानो समझो, संग संग खुशियाँ मनाओ</p> <p>कोरोना महामारी जैसे संकट के समय में आपके परिवार के सभी सदस्य घर पर रहते हुए किस प्रकार समय का सदुपयोग कर रहे हैं, अपने शब्दों में लिखिए । (AAC)</p>	<p>वैकल्पिक प्रश्न कार्यपत्र (MCQ practice worksheet) शब्दावली श्रुतलेख अपठित गद्यांश</p>

	<p>१ व्यक्तिवाचक संज्ञा (१ कालांश) २ जातिवाचक संज्ञा (१ कालांश) ३ भाववाचक संज्ञा (१ कालांश)</p> <p>शब्दावली</p> <p>श्रुतलेख</p> <p>अपठित गद्यांश</p> <p>अनुच्छेद लेखन</p>	<p>८) संज्ञा की परिभाषा एवं उसके विभिन्न प्रकारों के विषय में जान पाएँगे ।</p> <p>९) व्यक्तिवाचक संज्ञा, जातिवाचक संज्ञा एवं भाववाचक संज्ञा की परिभाषा एवं दो -दो उदाहरण बता पाएँगे ।</p>		<p>२) साक्षात्कार :- अपने परिवार के किसी सदस्य से उनकी किसी मनोरंजक यात्रा के अनुभव को निम्नलिखित बिंदुओं के आधार पर जाने और उनसे प्रश्न पूछें (AAC) क . वह कहाँ घूमने के लिए गए ? ख. उन्होंने वहाँ क्या- क्या देखा ? ग . उन्हें वहाँ क्या अच्छा लगा ? घ . उन्हें अगर किसी प्रकार की परेशानी का सामना करना पड़ा ?</p>	
--	---	---	--	---	---

				३) गुलीवर की यात्रा का रंगीन आकर्षक बुक कवर बनाइए (A I)	
July Math	<p>Data Handling (AAC)</p> <ul style="list-style-type: none"> Interpretation of bar graph (revision worksheets) (1cl) Making bar graph by choosing appropriate scale (practice questions)(1cl) Double bar graphs: basic idea and usage /importance(1cl)  <p>Key: Without preparation (orange), With preparation (green)</p> <ul style="list-style-type: none"> Interpretation of double bar graphs(1cl) Practice worksheet on reading double bar graphs (2cls) <p>Operation on Large Numbers (AAC)</p> <ul style="list-style-type: none"> Addition: Writing in vertical form and adding (2cls) Application of addition: statements questions on real life situations (2cls) 	<p>To -</p> <ul style="list-style-type: none"> read the given bar graph and answer at least three questions based on it draw at least one bar graph of given data read the double bar graph and answer at least three questions based on it write the given set of large numbers in columns at correct places and find their sum solve statement questions based on addition write the given set of large numbers in columns at correct places and find their difference solve statement questions based on subtraction apply correct operation 	<ul style="list-style-type: none"> Identify and observe data represented as pictograph/bar graph around you (e-newspaper or on news channels) Download Sudoku app and practice daily Download number games and play fun math games Crossword puzzle on numbers Number challenges: Using 2 dice, compete to do quick addition (with siblings or parents) 	<ul style="list-style-type: none"> Making bar graphs using pastel sheets (colorful strips) <p>Make a number game using addition and subtraction</p>	<p>MCQ</p> <ul style="list-style-type: none"> On reading bar graphs and double bar graphs On adding and subtracting large numbers <p>On statement questions of addition and subtraction of large numbers</p>

- **Subtraction:** Writing in vertical form and subtracting (2cls)
- **Application of Subtraction:** statement questions (2cls)

Practice worksheets on addition and subtraction (2cls)

to solve the statement questions

devise a math game using math operation



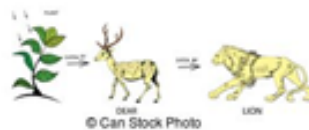
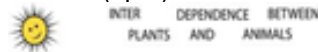
			6			
4	8				5	
	5			9	2	7
6			4	3		5
					1	8
9			5	7		2
	6				3	7
1	9				6	
			7			

**July
EVS**


Interdependence in Nature



- Biotic and Abiotic components of the environment. (1pd)



- Interdependence between Plants and Animals- Food Chain (2 cls)



- Environmental balance and Spoiling the balance (1pd)
- Saving the balance (1pd)

To-

- **Identify** and **describe** the parts of components.

- **Differentiate** between biotic and abiotic.

- **Explain** how the food chain transfer energy

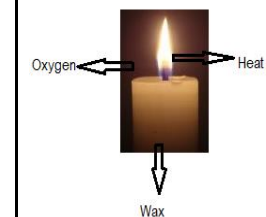
- **List** the ways by which the environmental balance is getting disturbed

- **List** the ways to maintain environmental balance

- Draw a food chain with the given animal.

- Look around inside your house and in your surroundings, then make a list of biotic and abiotic factors. **(AAC)**




The Interdependence of a candle flame






In this picture oxygen, heat and wax are dependent on each other to burn.

Practice Worksheet as Google forms on the following topics:

- Food chain
- Spoiling and saving the environmental balance

	<p>India-the Land and People</p>  <p>- Physical divisions of India (1pd)</p>  <p>- The Northern Mountains (1pd)</p> <p>- The Northern Plains (1pd)</p> <p>- The Western Desert (1pd)</p> <p>- Peninsular Plateau (1pd)</p> <p>- The Coastal Plains and Islands (1pd)</p>	<p>- Mark and name the physical divisions of India on the map.</p> <p>- List and name the physical divisions of India</p> <p>- Identify and locate the location and extent of the Western Desert</p> <p>- Name and list the important cities and rivers of Eastern and Western Coastal Plains</p>	<p>- Draw a graphic organiser on physical divisions of India.</p> <p>- On an outline map of India, mark the extent of Eastern and Western Coastal Plains and colour it using two different colours.</p>	<p>- Draw a picture that represents interdependence in our society or community or in your life. (AI)</p> <p>- Make a list of the things which you and your family can do to save the environment. (AAC)</p> <p>- Make a poster to show the things you can do to protect the environment. (AI)</p> <p>- Draw a desert scene and describe why life is difficult in the desert. (AI)</p> <p>•</p>	<p>Practice Worksheet as Google forms on the following topics:</p> <p>- Physical divisions of India.</p>
August English	<p>Coursebook : 1. Jaldi's gift (2pds)</p>  <p>2. L- plates on my football shirt</p>	<p>To-</p> <p>1. Compile a total list of 8 to 10 new words along with their meanings from the lessons- 'Jaldi's gift' and 'Colourful shoes.'</p> <p>2. Write answers for the given questions based on the lessons- 'Jaldi's gift' and 'Colourful shoes.'</p> <p>3. Interpret the actions the speaker makes in the poem-</p>	<p>1. Go through a copy of any English newspaper and select an article of your choice. Identify and circle the adjectives in it. Mention the types of adjectives too.</p> <p>2. Select a picture of your choice from any magazine /newspaper/old books available at home and describe it with as many</p>	<p>1. You must have seen various animals in your neighbourhood. Observe an animal like a dog/cat for a day or two and describe what you observed in a short paragraph. {AAC}</p> <p>2. Design a football t-</p>	<p>Google forms for the following-</p> <p>1. Grammar- Present perfect simple tense and Past perfect simple tense; Adjectives and Types of adjectives.</p> <p>2. Spelling</p>

	<p>(2pds)</p>  <p>3.Colourful shoes (2pds)</p>  <p>Grammar: 1. Present perfect simple tense and Past perfect simple tense (4pds) 2. Adjectives and Types of adjectives (4pds)</p> <p>Literature reader: The traders of Seri (2pds)</p> <p>Workbook: 1. Revision of present perfect simple tense and past perfect simple tense. (1pd) 2. Revision of adjectives and types of adjectives.(1pd)</p>	<p>‘L- plates on my football shirt’ and compare them to the actual actions that he should have done.</p> <p>4. Distinguish between present perfect simple tense and past perfect simple tense.</p> <p>5. Categorize words from a paragraph under various types of adjectives.</p> <p>6. Summarize the story ‘The traders of Seri’ in your own words.</p> <p>7. Frame answers for questions based on present perfect simple tense, past perfect simple tense and types of adjectives.</p>	<p>adjectives as possible.</p>	<p>shirt for yourself. {AI}</p> <p>3. Interview your family members by asking them the following questions- a) What kind of shoes they like to wear and why?{ AAC}</p> <p>b) Which is their favourite shoe colour? { AAC }</p> <p>c) Sketch your favourite pair of shoes. { AI }</p>	<p>3. Vocabulary</p> <p>4. Comprehension</p> <p>5. Lesson- Jaldi's gift</p>
August Hindi	<p>पाठ्यपुस्तक : लाला पटेल की लायबरी (३ कालांश</p>	<p>१) गाँव में बनी एक लाइब्रेरी के बारे में पढ़ेंगे और उसके विषय में जान पाएँगे ।</p> <p>२) पूछे गए प्रश्नों के उत्तर</p>	<p>पुस्तकें हमारी सबसे प्रिय मित्र होती हैं इस विषय पर प्रकाश डालते हुए अपने मित्र को पत्र लिखिए ।</p>		<p>वैकल्पिक प्रश्न कार्यपत्र (MCQ practice worksheet) शब्दावली</p>



ज्ञान का भण्डार हूँ मैं, पुस्तकों का संसार हूँ मैं जीवन का आधार हूँ मैं ।

व्याकरण :-

सर्वनाम- परिभाषा एवं उदाहरण
सर्वनाम के प्रकार -

- १ .पुरुषवाचक सर्वनाम
- २ .निश्चयवाचक सर्वनाम
- ३ .अनिश्चयवाचक सर्वनाम
- ४ .निजवाचक सर्वनाम
- ५ .प्रश्नवाचक सर्वनाम
- ६ .सम्बन्धवाचक सर्वनाम
(३ कालांश)

क्रिया - परिभाषा एवं उदाहरण
क्रिया विशेषण के प्रकार-

- १ . रीतिवाचक क्रियाविशेषण
- २ .कालवाचक क्रियाविशेषण
- ३ .स्थानवाचक क्रियाविशेषण
- ४ .परिमाणवाचक क्रियाविशेषण
(३ कालांश)

दे पाँँगे ।

३) कठिन शब्दों के अर्थ जानकर सरल वाक्य बना पाँँगे ।

४) सर्वनाम की परिभाषा, उदाहरण एवं उसके भेदों के विषय में जान पाँँगे ।

५) सभी भेदों में अंतर को स्पष्ट कर पाँँगे ।

६) प्रत्येक भेद के विषय में विस्तार- पूर्वक जान पाँँगे ।

७) क्रिया की परिभाषा, उदाहरण एवं उसके भेदों के विषय में जान पाँँगे ।

८) सभी भेदों में अंतर को स्पष्ट कर पाँँगे ।

९) प्रत्येक भेद के विषय में उदाहरण सहित विस्तार- पूर्वक जान पाँँगे ।

अदल-बदल

अनुच्छेद में रेखांकित संज्ञा शब्दों के स्थान पर उचित सर्वनाम शब्द लिखकर अनुच्छेद को पुनः लिखे ।

खोजो और जानो

समाचार पत्र में से कोई दस क्रिया शब्द छाँट कर लिखिए ।




आओ बनाए अपनी लाइब्रेरी -



आप अपनी एक व्यक्तिगत लाइब्रेरी का निर्माण करें । आप उसमे कौन- कौन सी पुस्तकें रखना चाहेंगे ? उनकी सूची बनाइए ।
(AAC)





कुछ नया बनाएँ, खेल-खेल में सीखें सिखाएँ

क्रिया पर आधारित संकेत कार्ड (Flash Cards) बनाइए ।
(AI)

श्रुतलेख
अपठित गद्यांश




	शब्दावली श्रुतलेख अपठित गद्यांश				
August Math	Operation on Large Numbers <ul style="list-style-type: none"> Multiplication: basic terms- multiplicand, multiplier and product (Factors and Multiples Intro: basic idea) (1cl) (AAC) Properties of multiplication and multiplication with 10,100 and1000 (recall worksheet) (1cl) Multiplication of a 3 or 4-digit no. by 2 or 3-digit no.(2cls) Application: statement questions based on real life situations related to length, mass, capacity, money etc. (2cls) (AAC) Division: previous knowledge check (division properties) through a worksheet (1cl) Division of 3 or 4-digit no. 	To- <ul style="list-style-type: none"> identify the multiplicand, multiplier (which are the factors of the product) and the product formulate the properties of multiplication solve questions based on multiplication of large numbers by 10, 100, 1000 etc. infer product of two and three digit multiplication solve statement questions based on multiplication formulate the properties of division divide given 3-4 digit numbers by a 2 digit 	<ul style="list-style-type: none"> Riddles and puzzles on four operations  <ul style="list-style-type: none"> Crosswords and magic pyramids 	<ul style="list-style-type: none"> Create your own poem/song on addition, subtraction, multiplication and division Number art collages <p>Making a board game using at least 3 operations</p>	MCQ <ul style="list-style-type: none"> on multiplication and division properties and multiplication with 10,100, 1000 on multiplication and its statement questions <p>on division and its statement questions</p>




	<p>by 2 digit no. and simple 3-digit no. (2cls) (AAC)</p> <ul style="list-style-type: none"> Real life statement questions based on length, mass, money etc. (2cls) (AAC) <p>Practice worksheets on multiplication and division (2cls)</p>	<p>no. or a simple 3-digit number</p> <ul style="list-style-type: none"> solve statement questions based on division 			
<p>August EVS</p>	<p><u>The Start of British Rule in India</u></p>  <p>- Coming of European traders (1 cls)</p> <p>- British traders took charge (1 cls)</p>  <p>How British Started ruling (1cls)</p> <p><u>The Indian Awakening</u></p> <ul style="list-style-type: none"> The Revolt of 1857 (2cls) 	<p>To-</p> <ul style="list-style-type: none"> List the items used for trading Evaluate the cause and the result of -Battle of Plassey Describe few lines on the revolt of 1857 or The First war of Independence Analyze the failure of the revolt Observe the changes in 	<ul style="list-style-type: none"> Locate and mark the European countries- Portugal, France , England and Netherland on the world political map.(Take the help of an atlas) Locate the sea route taken by Vasco Da Gama on the world map. Arrange the events starting from the coming of European traders to the Swadeshi movement in proper sequence. 	<ul style="list-style-type: none"> Look inside your mother's kitchen and make a list of the spices which the European traders used to buy from India. (AAC) Imagine that you are a soldier in the British army participating in the Revolt of 1857. Design a poster inviting other soldiers to join the revolt. Add captions and phrases to attract others. (AI) 	<p>Practice Worksheet as Google forms.</p>

	 <p>- Social Reformers (1cls)</p>  <p>- The Indian National Congress (1cls)</p> <p>- The Swadeshi Movement (Andolan) (1cls)</p>	<p>British rule after the First war of Independence</p> <p>- Name some social reformers</p>			
<p>September English</p>	<p>Coursebook: 1. Grandpa's tree (3pds)</p>  <p>2. Clothesline (2pds)</p>  <p>Grammar: Prepositions of place</p>	<p>To-</p> <ol style="list-style-type: none"> 1. List 8 to 10 new words along with their meanings from the lesson- 'Grandpa's tree.' 2. Write answers for the given questions based on the lesson- 'Grandpa's tree' and the poem- 'Clothesline.' 3. Identify 'Prepositions of place and movement' in the given sentences. 4. Frame 4-5 questions for 	<ol style="list-style-type: none"> 1. Think of an item you own with fond memories attached to it. Write a short paragraph about it. 2. Compose a letter/email to a friend of yours sharing with him/her the ways in which you helped out your family members at home. 	<ol style="list-style-type: none"> 1. Do you have plants in your house? Ask your parents/grandparents, why do they have plants growing in the house? Plant a seed/sapling of your choice at home and take care of it. Write down the steps you took to plant it. { AAC } 2. Observe how 	<p>Google forms for the following-</p> <ol style="list-style-type: none"> 1. Grammar- Prepositions of place and movement 2. Spelling 3. Vocabulary 4. Comprehension 5. Lesson- Grandpa's tree

	<p>and movement (3pds)</p> <p>Literature Reader: Anansi and the snake (2pds)</p> <p>Workbook: Revision of 'Prepositions of place and movement' (1pd)</p>	<p>the lesson- 'Anansi and the snake.'</p> <p>5. State answers for questions based on- 'Prepositions of place and movement.'</p>		<p>clothes are hung out to dry at your home. Then, answer the following questions: a] Is there a particular pattern/way in which the clothes were hung out to dry? Give reasons to support your answer.</p> <p>b] How can you help your family members in this activity? { AAC }</p> <p>3. Imagery is a technique used by poets and writers to create a picture in the minds of the readers. Read a poem of your choice from any book and try to imagine it. Now, make a flip book of whatever you have imagined about the poem you have read. { AI }</p>	
September	फूल और काँटा	१) सस्वर कविता वाचन	१) एक सिक्के के दो	१) हरा -भरा	वैकल्पिक प्रश्न

<p>Hindi</p>	<p>(कविता) (३ कालांश)</p>  <p>सागर तट के पेड़ (४ कालांश)</p>  <p>१ नारियल २ पनई ताड़ ३ सुपारी ४ खजूर</p> <p>व्याकरण - (२ कालांश) १ लिंग क) पुल्लिंग ख) स्त्रीलिंग</p> <p>२ विलोम शब्द - विपरीत शब्द शब्दावली श्रुतलेख</p>	<p>कर पाएँगे ।</p> <p>२) कविता में आए कठिन शब्दों के अर्थ जान पाएँगे ।</p> <p>३) चार या पाँच कठिन शब्दों से सरल वाक्य बना पाएँगे ।</p> <p>४) गुण एवं अवगुण के अंतर को जान पाएँगे ।</p> <p>५) सागर तट के पेड़ों के बारे में जानकारी प्राप्त करेंगे ।</p> <p>६) पूछे गए प्रश्नों के उत्तर दे पाएँगे ।</p> <p>७) कठिन शब्दों के अर्थ जानकर सरल वाक्य बना पाएँगे ।</p> <p>८) पुल्लिंग शब्दों के स्त्रीलिंग शब्द जान पाएँगे ।</p> <p>९) शब्दों के विपरीत अर्थ अर्थात् विलोम शब्द जान पाएँगे ।</p>	<p>पहलू</p>  <p>जिस प्रकार गुलाब के सुंदर फूल के साथ काँटें भी होते हैं ठीक उसी प्रकार मनुष्य के अंदर गुण और अवगुण दोनों ही होते हैं । हमें जरूरत है गुणों को निखारने और अवगुणों को दूर करने की । इसी विषय पर प्रकाश डालते हुए अपने मित्र को पत्र लिखिए</p> <p>२) गाना गाओ खुशी मनाओ फूलों पर आधारित एक छोटा- सा गाना बनाइए ।</p>	<p>वृक्षों का संसार प्रकृति का सुंदर उपहार</p>  <p>परियोजना - सागर के तट पर पाए जाने वाले पेड़- पौधों के बारे में जानकारी एकत्रित करें और उनके चित्रों सहित एक सुंदर रंगीन एवं आकर्षक एल्बम का निर्माण करें (AI)</p> <p>२)</p>  <p>‘अंदर -बाहर झाँको प्यारे विपरीत शब्द हैं, बहुत सारे</p>	<p>कार्यपत्र (MCQ practice worksheet) शब्दावली श्रुतलेख अपठित गद्यांश</p>
--------------	---	--	---	--	---

	<p>अपठित गद्यांश</p> <p>अनुच्छेद लेखन</p>			<p>आस पास तुम नज़र दौड़ाओ उलटे शब्द ढूँढकर लाओ'</p> <p>अपने आस- पास के परिवेश का ध्यानपूर्वक निरीक्षण कर विपरीत प्रकृति वाले शब्दों की सूची बनाइए।</p> <p>(AAC)</p>	
September Math	<p>Factors and Multiples</p> <ul style="list-style-type: none"> Revision of numbers, prime and composite number(1cl) Recalling divisibility rules for 2, 3, 5, 9 and 10 (1cl) Divisibility rules for 4, 6 and 8 (1cl) Terms: factors and multiples with examples (already introduced in multiplication of large numbers) (2cls) Difference between Factors and Multiples (1cl)  <ul style="list-style-type: none"> Prime Factorisation: prime factors of given number (2cls) Common factors and common 	<p>To-</p> <ul style="list-style-type: none"> identify prime and composite numbers check whether the given number is divisible by at least 2, 5 or 10 or not check the divisibility for at least 4 and 6 differentiate between factors and multiples (at least two differences) write at least two factors of the given number write at least five multiples of given number find the prime factors of at least simple 2-digit numbers write at least one 	<ul style="list-style-type: none"> Mystery grids  <ul style="list-style-type: none"> Create a crossword puzzle on Factors and Multiples 	<ul style="list-style-type: none"> write a song/poem on divisibility rules Making Factor tree using pastel sheets 	<p>MCQ</p> <ul style="list-style-type: none"> on prime and composite numbers and divisibility rules on factors and multiples of given numbers and prime factorization

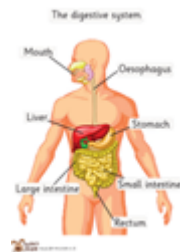
	multiples (2cls) Practice questions and worksheets	common factor of given set of numbers write at least two common multiples of given set of numbers			
September EVS	<u>India Wins Freedom</u>  <ul style="list-style-type: none"> • The Jallianwala Bagh Massacre and the Non-cooperation Movement (2 cls) • The Civil Disobedience Movement (1 cl)  <ul style="list-style-type: none"> • The Revolutionaries (1cls)  Militant Revolutionaries <ul style="list-style-type: none"> • The Indian National Army (1cls) • World War II and the Quit India Movement(1cls) 	<ul style="list-style-type: none"> • Identify the people who led the Indian freedom struggle • Arrange in sequence of time the events of the freedom • Describe the various stages of the struggle and its final outcome • Recognise how hard-won independence was. 	Activity- Freedom rally Create a poster on the slogans- Do or Die, Simon go Back, Quit India, Jai Hind, Dilli Chalo etc. Suppose you are the Prime Minister of a newly independent country. Mention five new laws that you will	Activity-Free Bird Write a patriotic poem/song/rap and recite it in the class. (AI)	MCQ Assessment Worksheet as Google Forms

- Partition of India and the making of India(1cls)

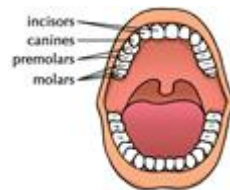
Some Organ Systems



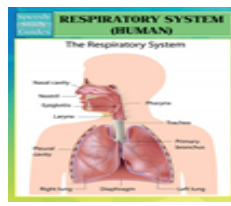
- The digestive system (1cls)



- Teeth (1 cls)



- The respiratory system (1 cls)



make for your country.

Draw a flowchart to show the human digestive system.

- **List and name** the organs that help us in eating and digesting the food

○

- **State** the functions of stomach ,liver, small intestine and large intestine

- **Identify and name** the different types of teeth

Name the parts of the respiratory system.

Measuring Your Lung capacity (integrating with Math)

Use balloon, string and ruler to measure the amount of air our lungs can hold



Make a model of a human jaw (upper or lower) and show teeth by using play dough (clay) or flour dough. Use four different colours to show different types of teeth in the jaw. **(AI)**

