

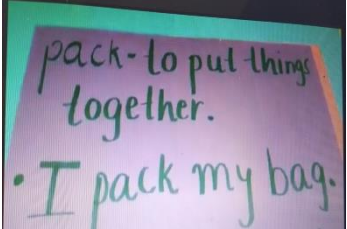





PARENT SYLLABUS -CLASS I
APRIL-SEPTEMBER (SESSION 2020– 21)

Subject	No. of period / Topics Covered	Learning Outcome	Activities	Alternative Academic Calendar (ACC) and Art Integration (AI)	Assessments
<p>April / May English</p> 	<p>13 cls Revision Units 1. Crawly 2. Alphabet song 3. Sounds 4. Fun in the sun</p>  <ul style="list-style-type: none"> ● Meet My Family ● Grammar- Naming words 	<p>To -</p> <ul style="list-style-type: none"> - associate(4 - 5)words with pictures - name(4 - 6) familiar objects seen in the pictures - recognise (12-16) letters and their sounds A—Z - differentiate (15 - 20) letters between lower and upper case letters. - identify(4 -7) rhyming words - arrange (3 - 5) words in alphabetical order - respond orally to (3 -5) comprehension questions related to stories / poems -speak and use (2 - 4) sight words correctly 	<ul style="list-style-type: none"> -Singing an alphabet song Recite the poem with actions (Music) - Writing letters (Aa - Zz) in upper and lower case. - Writing difficult words from poem / lesson - Matching rhyming words. - Filling the missing letters to complete the word. - Identifying animals and writing their names - Writing words in alphabetical order. 		<ul style="list-style-type: none"> -Worksheet on naming words - Practice worksheet (Google Forms)

		<p>- frame (3 - 5) sentences using simple vocabulary words.</p>  <p>- identify and use (5 -8) naming words such as boy, cow , bag and home.</p>	<ul style="list-style-type: none"> - Naming different characters in the story and talk about different activities done by the family members. - Identifying the naming words and writing them under the correct headings. (person, ,place ,animal and thing) 		
<p>April / May Math</p> 	<p>13cls Numbers (1-10) -number names 1-10 -one more than/less than, in between -comparing numbers -counting back -increasing and decreasing order.</p> 	<p>To</p> <ul style="list-style-type: none"> - work with numbers 1 to 10 - recite(4 to 6) number names - count (3 to 8) objects concretely, pictorially and symbolically. - compare (5 to 8) numbers up to 10. - arrange (2 to 4) numbers in increasing or decreasing order. 	<p>Numbers (1-10)</p> <ul style="list-style-type: none"> -Sing along the number song(music) -Number names 1-10 -One more than/less than, in between -Comparing numbers(ACC PRIMARY) -Counting back -Increasing and decreasing order 		<ul style="list-style-type: none"> -Worksheets on number concepts. - Practice worksheet (Google Forms)

**April / May
General
Awareness**

12cls

Girls and boys

- name
- girl/boy
- age, birthday, address, telephone number
- favourite colour/game/
- friend etc

A Family

- concept of family (parent and children)
- siblings
- grandparent
- different types of families (small, large)
- members of the family and their role
- relationships in the family
- things/activities done together as a family.



To -

- introduce himself / herself name, age birthday (2 to 3 sentences)
- state his/her (address or telephone number)
- tell the name of his/her school, class ,teacher, (2 to 3 sentences)
- list his /her favourite colour , fruit, vegetable, ice-cream ,game, name of best buddy(2 to 3)

- discuss about his/her parent, siblings, grandparent (2 to 3 sentences)

- tell the names of their parent, grandparent and their siblings(2 to 3sentences)

- describe his/her family as small / large in(2 to 3 sentences)

- introduce all members of the family and talks about their role in the family(2 to 3 roles)

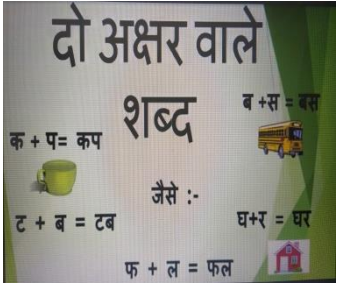
- state the names given to any two to three different relationships in the family



- All about me
- Math about me
- Draw a picture of a girl / boy
- Completing sentences on "Myself"







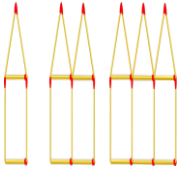

- Introducing different members of your family.
- Introducing your family as a small / big family.
- Talking about the role of different members of your family.
- .-Naming the different relationships in the family
- Activities done together as a family
- Ways of helping each other at home
- Quiz
- Making a family album (Art integration)

- Worksheet on My family
- Practice worksheet (Google Forms)

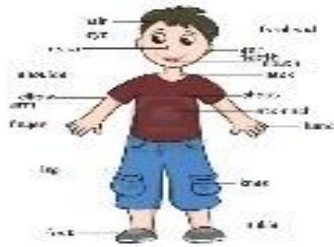
		-list any (2 to 3) activities done together as a family			
April / May Hindi	<p>१२ कालांश</p> <p>वर्णमाला अभ्यास -</p> <p>व्यंजन(क से श्र) तक स्वर (अ से अः) तक</p> <p>दो अक्षर वाले शब्दों का ज्ञान</p> 	<p>छात्र -</p> <p>१ . वर्णमाला के तीन से चार सही अक्षरों की पहचान कर पाएंगे ।</p> <p>२. वर्णमाला के तीन से चार सही अक्षरों का शुद्ध उच्चारण कर पाएंगे ।</p> <p>३. वर्णमाला के तीन से चार सही अक्षरों का सही प्रकार से लेखन कार्य कर पाएंगे ।</p> <p>१ . दो अक्षर वाले तीन से चार शब्दों की सही पहचान कर पाएंगे ।</p> <p>२. दो अक्षर वाले तीन से चार शब्दों का सही उच्चारण कर पाठ का पठन कर पाएंगे तथा</p> <p>३. दो अक्षर वाले तीन से चार शब्दों का सही प्रकार से लेखन कार्य कर पाएंगे ।</p>	<p>१ चित्रों के आधार पर सही अक्षरों की पहचान करवाना</p> <p>२ सही अक्षरों छाँटना</p> <p>३ अक्षर - चित्र मिलान द्वारा</p> <p>४ चित्र चिपकाकर सही अक्षर लिखवाना ।</p> <p>दो अक्षर वाले शब्द -</p> <p>१ चित्रों के आधार पर सही शब्द की पहचान करवाना</p> <p>२ सही शब्द छाँटना</p> <p>३ शब्द - चित्र मिलान द्वारा</p> <p>४ अक्षर जोड़ कर शब्द बनवाना ।</p>	<p>वर्णमाला पर आधारित कार्यपत्रों द्वारा</p> <p>दो अक्षर वाले शब्दों पर आधारित कार्यपत्रों द्वारा</p>	

		जैसे :- घर , नल , बस			
July English	<p>9 cls</p> <p>Making new friends</p> <p>Poem: Wake Up Time</p> <p>Grammar : Work Book</p> <p>-Worksheet 3 - Making new friends</p> <p>-Naming words and Action words</p> <p>- Filling the missing letters to complete the word.</p> <p>-picture Comprehension</p> <ul style="list-style-type: none"> - sight words - vocabulary 	<p>To</p> <p>-read (10 -12) lines from the lesson</p>  <p>- recite(8 -12) lines the poem with actions</p> <p>-list (5- 8) naming and action words each (differentiate between them)</p> <p>-identify (2- 3) action words and naming words in the given sentences.</p> <p>- answer to (4-5) questions, based on the passage read</p> <p>-categorize(5- 8)words under action words and naming words</p> <p>-answer to (3 -5) comprehension questions related to stories / poems</p> <p>-speak and use (2 - 4) sight words correctly</p>	<p>-Game- Dumb charades Students will guess the action words.</p> 	<p>-Drawing and colouring four things you see in the park (Art integration)</p>	<p>-Google forms</p> <p>- worksheet</p> <p>-discussions</p>

		<p>- frame (3 - 5) sentences using simple vocabulary words.</p> <p>-verify and spell at least (3 – 4)words correctly</p> 			
<p>July Math</p>	<p>9 cls</p> <p>-addition and subtraction of numbers within ten</p> <p>-addition/subtraction with zero</p> <p>-statement questions</p> <p>Shapes</p> <p>-Plane shapes-basic 2D shapes(triangle, square, rectangle and circle)</p>  <p>Patterns</p> <p>- Identify and complete the patterns</p>	<p>To</p> <p>-add and subtract (3to4sums)on single digit number</p> <p>-add and subtract (3 to 4sums)on numbers with zero</p> <p>-solve(2 to3) statement questions</p> <p>-recognize the(2 to4) common shapes around us (plane shapes)</p> <p>-identify and name (2 to 3) basic 2-D shapes(circle, square, rectangle and triangle)</p> <p>-identify the sides of (2 to3) 2-D shapes</p> <p>- identify and complete (2- 4) given patterns</p>	<p>Bingo game-addition and subtraction.</p>  <p>Riddles on shapes</p>	<p>Warli art - For shapes (art integration) Only geometrical shapes (square, triangles, circles, rectangle) are used for creating the magnificent images.</p>  <p>-arrange tables and chairs in a pattern so that family can sit comfortably and share the meal together.(AAC)</p>	<p>-Google forms</p> <p>- worksheet</p> <p>-discussions</p>

	<p>- Patterns with shapes and number</p> <p>Numbers- 11 to 20</p> <ul style="list-style-type: none"> -count and write - Number names 11-20 - Ordering numbers - Missing numbers - before, after and between - Tens and ones(Building numbers) - Abacus - Building numbers 10-20 - Comparing numbers - Increasing and decreasing order 	<ul style="list-style-type: none"> - complete (2- 4) number and shape patterns -discover the pattern and draw (2-3) figures in the following pattern. <p>.</p> <ul style="list-style-type: none"> -count the objects and write numbers up to 20(4 to 5) -write (4 to 5) number names up to 20 -find the missing numbers (3 to 5) -match numerals and number names (6 to 8) to the corresponding number of objects -Identify the number one less than, one more than and between the given numbers(4 to 6) -build numbers 10-20 in form of tens and ones - show the numbers on abacus -identify (5 to 7) numbers as greater than, less than and equal to in a given set of numbers - arrange (5 to 6) numbers in increasing and decreasing order 		<ul style="list-style-type: none"> -making patterns with sticks (Art Integration) -collecting spoons or glasses of any number between 11 to20 and writing its number name.(AAC) 	
<p>July General Awareness</p>	<p>9 cls</p> <p>Parts of my body More about my body</p> <ul style="list-style-type: none"> -Name of different parts of the body and their number -Functions of different parts of the body -Sense organs and their functions -Activities where both hands and feet are used 	<p>To</p> <ul style="list-style-type: none"> -identify and name (7 to 8) different parts of the body and their number -list (2 to 3) functions of the body parts -identify and name (4 to 5) sense organs 	<ul style="list-style-type: none"> -riddles on parts of body -game 'Simon says" -how many? (Interdisciplinary) 	<ul style="list-style-type: none"> -singing a song 'Ten little fingers' (AAC) -drawing a stick figure of a human body and label the different parts of the body 	<ul style="list-style-type: none"> -Google forms - worksheet -discussions -quiz

-Draw sense organ



Healthy habits


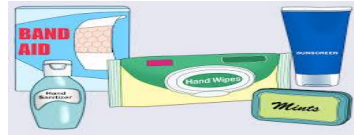
- healthy habits for personal cleanliness
- Things/objects required for personal cleanliness
- Role of food, exercise, rest and sleep for a healthy living



- list (1 to 2) functions of sense organs
- list (2 to 3) activities where both hand and feet are used
- draw sense organs



- list (3 to 4) healthy habits for personal cleanliness
- identify and list (4 to 5) things used for personal cleanliness
- draw (3 to 4) objects used for personal cleanliness
- List (2 to 3) importance of food, exercise, rest and sleep for a healthy living

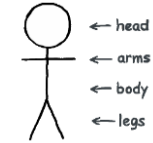


-drawing sense organs

- making a " Flip-Flap " booklet on five sense organs
- story telling (My busy body)


- game on good habits
- drawing the things used for personal cleanliness
- song on healthy habits

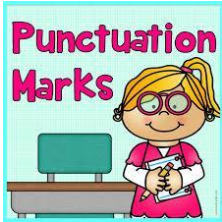

(Art










integration)

- making a collage on things used for personal cleanliness (Art integration)

<p>July Hindi</p>	<p><u>कुल 9 कालांश</u></p> <p>बिना मात्रा वाले शब्द – तीन , चार अक्षर वाले शब्द</p> <p>पाठ - नटखट मनन</p> <p>आ - (1) मात्रा वाले शब्द</p> <p>-समझदार राजन</p> <p>शब्द -चित्र मिलान</p> <p>रिक्त स्थान पूर्ति</p> <p>वाक्य निर्माण</p> <p>श्रुतलेख ,शब्दावली</p>	<p>छात्र</p> <p>१. तीन से चार शब्दों की सही पहचान कर पाएंगे।</p> <p>२. तीन से चार शब्दों का मौखिक रूप से शुद्ध उच्चारण कर पाएंगे।</p> <p>३. तीन से चार शब्दों का शुद्ध रूप से लेखन कर पाएंगे।</p> <p>४. दो से तीन वाक्यों का शुद्ध उच्चारण करके पाठ का पठन कर पाएंगे।</p> <p>५. चित्रों के माध्यम से दो से तीन सही शब्दों को पहचान कर लिख पाएंगे।</p> <p>६. दो से तीन छोटे - छोटे एवं सरल वाक्यों को स्वयं बना पाएंगे।</p> <p>७. तीन से चार सही शब्द लिख कर शब्दावली कर पाएंगे।</p>	 <p>१ आपने उपवन में क्या - क्या देखा , उन सभी चीज़ों के चित्र चिपकाकर एक कोलार्ज बनाइए।</p>	<p>१. दिए गए चित्र के आधार पर उचित अक्षर छांटकर शब्द को बनाइए । (AAC)</p> <p>२. आ (1) मात्रा से शुरू होने वाले किसी भी एक फल या सब्जी का चित्र स्वयं बनाइए और उसमें उचित रंग भरकर उस चित्र का नाम लिखिए। (Art integrated)</p> <p>३ किन्ही दो फलों या सब्जियों को लेकर एक कहानी बनाइए और आपने किसी भी बड़े (माता या पिता) को घर में सुनाइए। (AAC)</p>	<p>(गूगल फॉर्म पर निर्मित)</p> <p>अभ्यास कार्यपत्र द्वारा कार्यपत्र</p>
--------------------------	---	--	--	--	--

<p>August English</p>	<p>7 cls Off to School</p> <p>Poem: of your choice</p> <p>Grammar: Workbook Worksheet 2- Off to School - One and Many</p> <p>-Punctuation (capital letter and full stop)</p>  <p>-picture composition</p> <p>-Comprehension</p> <p>-word wall words</p> <p>-Active vocabulary</p> <p>-Word meanings</p> <p>-Frame sentences</p> <p>-Vocabulary- names of the colours</p>	<p>To</p> <p>-read (9 -12) lines from the lesson</p> <p>-recite(5-7) lines of the poem with actions</p> <p>-identify and use (3-5) singular/plurals words for pictures</p>  <p>given</p> <p>add -s to (4 -6) make it plural, where required</p> <p>-select answers for questions given, based on the comprehension passage</p> <p>-describe the given picture for picture comprehension.</p> <p>-answer(3 - 5) factual questions based on comprehension passage/text post reading</p> <p>-frame sentences for (3-5) words.</p> <p>-spell at least 3-4 words correctly</p> <p>-perform (4 - 5)actions in the song after listening</p>	<p>-Draw your body parts under one and many (interdisciplinary)</p>	<p>-Count the objects at your home and write under one and many. (AAC)</p> <p>-Draw and colour 3 things you carry in your school bag (Art integration)</p>	<p>-Google forms</p> <p>- worksheet</p> <p>-discussions</p>
------------------------------	---	---	---	--	---

		<p>-discuss (2 - 4) things they like to do in school. Which class is your favourite and why?</p> <p>Write correct meaning (3 - 4) words</p> <p>-recall and spell (3 – 5) colours of the rainbow</p> <p>-rewrite (4 -5) sentences using correct punctuations.</p> <p>-list and name (3 – 5) things you carry in your school bag.</p>			
<p>August Math</p> 	<p>7 cls Addition and Subtraction within 20</p> <p>-Addition by counting vertically and horizontally</p> <p>-Arranging in order (tens and ones)</p> <p>-Statement questions on addition</p> <p>-Addition with Zero</p>	<p>To</p> <p>- count and add (2-3) numbers up to 20</p> <p>-rearrange numbers in order to do addition for (3-5)sums</p> <p>-add the numbers vertically and horizontally for (2-3) sums</p> <p>-solve (3 – 5) statement questions</p> <p>-add with zero</p>	<p>-flash number cards to fill the empty spaces so that the sum is always 20.</p>	<p>-counting and adding the number of plates(small and big) in the kitchen(AAC)</p> <p>-drawing images using numbers(Art Integration)</p> 	<p>-Google forms</p> <p>- worksheet</p> <p>-discussions</p>
<p>August General Awareness</p>	<p>-7 cls</p> <p>A few things I need</p> <p>-Food</p> <p>-Water</p> <p>-Clothes</p> <p>-Air</p> <p>-House(in detail)</p> <p>-need for a house (house protects us from heat, cold rain, storms, thieves and animals)</p>	<p>-To</p> <p>-list (4 to 5) basic needs</p> <p>-list (2 to 3) the importance of each basic needs</p> <p>--talk about the need and (2 to 3) importance of a house</p> <p>-identify and name (2 to 3) rooms in a house</p> <p>-list (2 to 3) utilities of different rooms</p>	<p>-singing the song ‘My house’</p> <p>-using bowls/spoons/glasses from the kitchen to create patterns (Interdisciplinary)</p> <p>-drawing her/his dream house</p> <p>-storytelling</p>	<p>-observing and identifying different rooms in the house(AAC)</p> <p>-observing and identifying different things in different rooms of the house(AAC)</p> <p>-making a “Name Plate” using warli art</p>	<p>--Google forms</p> <p>- worksheet</p> <p>-discussions</p>

	<p>-different rooms in a house(drawing room, bedroom, kitchen) -the utility of different rooms</p> <p>-features of a good house</p> <p>-things are done to keep the house neat and clean</p> <p>-Draw (dream house)</p>	<p>-list (2 to 3) features of a good house -list (2 to 3) things done to keep the house neat and clean -draw his/her dream house -making a nameplate</p> 		<p>form (Art integration)</p>	
<p>August Hindi</p>	<p>कुल 7 कालांश</p> <p>इ (ि) मात्रा वाले शब्द एवं वाक्य निर्माण</p>  <p>नई साइकिल</p> <p>-१ -१० तक गिनती अंकों में</p>	<p>छात्र</p> <p>१. इ (ि) मात्रा वाले तीन से चार शब्दों की सही पहचान कर पाएंगे ।</p> <p>२. इ (ि) मात्रा वाले तीन से चार शब्दों का मौखिक रूप से शुद्ध उच्चारण कर पाएंगे</p> <p>३ . तीन से चार शब्दों का शुद्ध रूप से लेखन कर पाएंगे ।</p> <p>४. इ (ि) मात्रा वाले दो से तीन वाक्यों का शुद्ध उच्चारण करके पाठ का पठन कर पाएंगे</p>	<p>१. हिंदी गिनती को सही क्रम से लगाकर , प्रत्येक अंक के सामने उतनी ही बिंदी चिपकाइए ।</p>	<p>१ . ' साइकिल ' पर कोई भी एक गीत बनाकर आपने बड़ों को सुनाइए । (AAC)</p> <p>२. इ (ि) मात्रा मात्रा से शुरू होने वाले किसी भी एक फल या सब्ज़ी का चित्र स्वयं बनाइए और उसमे उचित रंग भरकर उस चित्र का नाम लिखिए । (Art integrated)</p>	<p>(गूगल फॉर्म पर निर्मित)</p> <p>अभ्यास कार्यपत्र द्वारा</p>

शब्द -चित्र मिलान

वाक्य पूर्ति

अपठित गद्यांश

अनुच्छेद लेखन

श्रुतलेख ,शब्दावली

५. चित्रों के माध्यम से दो से तीन सही शब्दों को पहचान कर लिख पाएंगे ।

६. दो से तीन छोटे - छोटे एवं सरल वाक्यों को स्वयं बना पाएंगे ।

७. तीन से चार सही शब्द लिख कर शब्दावली कर पाएंगे ।

८. तीन से चार सही हिंदी गिनती पहचान कर ,लिख पाएंगे



९. दिए गए चित्र की मदद से दो से तीन वाक्य बना कर अनुच्छेद लेखन कर पाएंगे ।

१०. अपठित गद्यांश पढ़ कर तीन से चार प्रश्नों के सही उत्तर लिख पाएंगे ।



September English

9 cls
Let's Have Lunch

Poem – Ice Cream Time

Grammar : Workbook
Worksheet 4- Let's Have Lunch



-Articles 'a' and 'an'

-Picture composition

-Comprehension

-Sentence making

-word wall words

-Active vocabulary

-Word meanings

-Frame sentences



To
-read (9 -12) lines from the lesson

-recite(5-7) lines of the poem with actions

-identify the vowels (3-5) words and write a/ an for the given sentences

-select answers for questions given, based on the comprehension passage

-describe the given picture for picture comprehension.

-answer(3 - 5) factual questions based on comprehension passage/text post reading

-frame sentences for (3-5) words

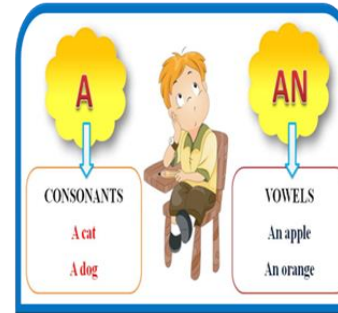
-spell at least 3-4 words correctly
-discuss about (2-3) food items they like to bring in their lunch box

-write correct meanings (3-4) words

-recall and choose the correct article (a/ an) for the given words


-list and name (3-5) food items you like to bring in your lunch box

-Write the names of your body parts and choose correct article (a/ an) for each of them (interdisciplinary)







-Draw and colour 3-4 things you like to bring in your lunch box (Art integration)


Find out the recipe of a sandwich and count the number of ingredients needed to prepare it (ACC)



- Google form
-worksheets
-discussions

<p>September Math</p> 	<p>9 cls <u>Addition and Subtraction within 20 contd.</u></p> <p>-Subtracting by counting vertically and horizontally</p> <p>-Arranging in order (tens and ones)</p> <p>-Statement questions on subtraction</p>	<p>To</p> <p>-count and subtract (2-3) numbers upto 20</p> <p>-rearrange numbers in order to do subtraction for (3-5) sums</p> <p>-subtract the numbers vertically and horizontally for (2-3) sums</p> <p>-solve (3-5) statement questions</p> <p>-subtract with zero</p>	<p>-subtract the number of fingers in your hand with the number of eyes you have. (interdisciplinary)</p>	<p>-counting and subtracting the number of spoons in the kitchen (AAC)</p>	<p>- Google form -worksheets -discussions</p>
<p>September General Awareness</p>  	<p>9 cls Clothes</p> <ul style="list-style-type: none"> - Need for clothes (clothes protect us from heat, cold, rain) -Types of clothes (cotton clothes, woollen clothes) -Clothes worn in different seasons -Difference between costume and uniform -draw clothes of your favourite season <p>Being safe</p> <ul style="list-style-type: none"> -safety rules -safety rules at home/school - emergency numbers 	<p>To</p> <ul style="list-style-type: none"> -list (2-3) importance of clothes -identify and name (3-4) types of clothes -list the clothes worn in different seasons -list (2-3) benefits of wearing cotton and woollen clothes according to seasons -Identify and name (4-5) people who wear costumes -identify between costume and uniform -draw clothes of your favourite season(2to 3) 	<p>-sorting and counting clothes as - My Favorite clothes...(I love wearing this for a party , I wear this when I play, When I sleep at night (Interdisciplinary)</p>	<p>-singing a song “let’s get dressed” (AAC)</p> <p>-dress up in a traditional dress, of your choice from any region of India, sing or dance on a folk song of that region and record your performance (Art integration)</p> <p>-look around in your wardrobe to find out names of different fabrics used in making clothes .Make a list of the fabrics.(AAC)</p>	<p>-Google form -worksheets -discussions -quiz</p>

	<p>-first aid box -good touch and bad touch</p>	<p>-list (4-5) safety rules -list (4-5) safety rules at home/school -identify and name (3-4) objects which are not safe. -recall and write (2-3) emergency numbers -list (4-5) things necessary to be kept in a first aid box -differentiate between good and bad touch</p>	<p>-make a first aid box and keep the things required</p>	<p>-singing a song "home safety rules" (AAC) -look around for sharp things in your kitchen and write their names (AAC) - -make a safe circle and write names of people in your safe circle and write why you feel safe with them (Art Integration)</p>	
<p>September Hindi</p>	<p>कुल 10 कालांश</p> <p>ई - (ी) और उ(ु) मात्रा वाले शब्द एवं वाक्य निर्माण</p> <p>-दीपावली</p>  <p>-गुणगुनाता मुर्गा</p> <p>शब्द -चित्र मिलान</p> <p>वाक्य पूर्ति</p>	<p>छात्र</p> <p>१. ई - (ी) और उ(ु) मात्रा वाले तीन से चार शब्दों की सही पहचान कर पाएंगे।</p> <p>२. ई - (ी) और उ(ु) मात्रा वाले तीन से चार शब्दों का मौखिक रूप से शुद्ध उच्चारण कर पाएंगे।</p> <p>३. ई - (ी) और उ(ु) मात्रा वाले तीन से चार शब्दों का शुद्ध रूप से लेखन कर पाएंगे।</p>	<p>दिए गए चित्र में उचित रंग भरकर, चित्र का नाम लिखिए।</p> <p>किसी भी एक त्योहार पर एक कविता सुनाइए।</p>	<p>१. किन्हीं पांच पक्षियों की आवाज़ें स्वयं निकालिए और उनको रिकॉर्ड करके रखिए। (ACC)</p> <p>२. मिट्टी का एक दिया लीजिए, उसे सुन्दर रंगों या घर में पड़ी पुरानी चीजों से सजाइए।</p> <p>(Art integrated)</p>	<p>(गूगल फॉर्म पर निर्मित)</p> <p>अभ्यास कार्यपत्र द्वारा</p>

<p>अपठित गद्यांश</p> <p>अनुच्छेद लेखन</p> <p>श्रुतलेख ,शब्दावली</p>		<p>४. ई - (ी) और उ(ु) मात्रा वाले मात्रा वाले दो से तीन वाक्यों का शुद्ध उच्चारण करके पाठ का पठन कर पाएंगे।</p> <p>५. चित्रों के माध्यम से दो से तीन सही शब्दों को पहचान कर लिख पाएंगे।</p> <p>६. ई - (ी) और उ(ु) मात्रा वाले दो से तीन छोटे - छोटे एवं सरल वाक्यों को स्वयं बना पाएंगे।</p> <p>७. तीन से चार सही शब्द लिख कर शब्दावली कर पाएंगे।</p> <p>८. दिए गए चित्र की मदद से दो से तीन वाक्य बना कर अनुच्छेद लेखन कर पाएंगे।</p> <p>९. अपठित गद्यांश पढ़ कर तीन से चार प्रश्नों के सही उत्तर लिख पाएंगे।</p>			
---	--	--	---	--	--