







PARENT SYLLABUS – CLASS - I




Month / Subject	No. of period / Topics Covered	Learning Outcome	Activities	Alternative Academic Calendar (ACC) and Art Integration (AI)	Assessments
October/ English	8cls The Rabbit and the Turtle (2cls) Poem: Magic Shell (1cls) workbook- worksheet 5- The Rabbit and the Turtle -pronouns (He, She, It, They) -opposites (3cls) -picture composition	To -read (8-10) few lines from the lesson -summarize and narrate the story in their own words -recite (5-7) the poem with actions -identify (5-7) naming words and replace them with correct pronouns.	-draw three animals that live on both land and water. Write their names (interdisciplinary)	-count the objects at your home and replace it with pronouns. (AAC) -make the face mask of your favourite animal and speak (4-5) lines on it. (Art integration)	-google forms - worksheet

	<p>(1cls) -comprehension</p> <p>(1cls) word wall words</p> <p>active vocabulary</p> <p>word meanings</p> <p>frame sentences</p> <p>vocabulary- recap for rhyming words</p> <p>-le ending words</p>	<p>-apply the concept of pronouns in making (3-4) sentences.</p> <p>-determine the opposite of (5 - 6) words given</p> <p>-choose the correct answer for (3-5) questions, based on the comprehension passage</p> <p>-describe the given picture for picture comprehension.</p> <p>-answer (3-4) factual questions based on comprehension passage/text post reading</p> <p>-frame sentences for (3-5) words.</p> <p>-spell at least 3-4 words correctly</p>			
--	------------------------------------------------------------------------------------------------------------------------------------------------------------------------------------------------------------	------------------------------------------------------------------------------------------------------------------------------------------------------------------------------------------------------------------------------------------------------------------------------------------------------------------------------------------------------------------------------------------------------------------------------------------------------------	--	--	--


		<p>-describe his or her best friend in (3-4) sentences</p>  <p>-recall and spell the words ending with -le, -at, -in.</p>			
<p>October/ Math</p> 	<p>8cls</p> <p>Numbers 1-50</p> <p>(Numbers up to 50)</p> <p>-number and number names(1cls)</p> <p>-before, after, between (1cls)</p>	<p>To</p> <p>-write the numbers and number names till 50 (3 to 5)</p> <p>-construct the expanded form and standard form of the numbers(2 to 3)</p> <p>-recall and apply the one more than and one less than(2 to 3)</p>	<p>- pair activity- one partner to arrange the books on the shelf in groups of ten and other partner to keep the ones left over as ones. Both to speak out the number formed.</p> <p>-write the numeral for number of teeth you have and show it's expanded and standard form.</p>	<p>-go to the kitchen and collect the number of spoons between 1 to 50 (AAC), write its number name, expanded form, one less than, one more than.</p> <p>-Art Integrated Activity: Collage making</p> <p>collect the given number of items (not more 50) like bits of</p>	<p>-Google form (practice worksheet)</p>

	<p>-increasing/decreasing order (1cls)</p> <p>-tens and ones (1cls)</p> <p>-expanded and standard form(1cls)</p> <p>-comparing numbers (1cls)</p> <p>-missing numbers(1cls)</p> <p>-number on abacus (1 cls)</p>	<p>-Complete the series of given numbers (2 to 3)</p> <p>- arrange the numbers in increasing/decreasing order (2 to 3)</p> <p>-compare the given numbers by choosing signs (2 to 3)>, < or =</p> <p>-predict the missing numbers(2 to 3)</p> <p>-prepare the number on abacus(2 to 3)</p>		<p>paper, ribbons, buttons, pulses, matchsticks etc and create a collage/decorate the image).</p> 	
<p>October/ General Awareness</p> 	<p>8 (cls)</p> <p>Being safe(cont.)</p> <p>-safety rules(1cls)</p> <p>-safety rules at playground(1cls)</p> <p>-taking care of my things(1cls)</p>	<p>To</p> <p>-list (3 to 4) the safety rules followed at playground</p> <p>-list how they take care of their things(3 to 4 sentences))</p> <p>-list (3 to 4)safety measure taken during covid 19</p>	<p>-speak about keeping oneself safe during covid 19</p> <p>-while travelling count the number of traffic signals you crossed and traffic symbols you observed .You may even</p>	<p>-singing a song “Traffic lights” (AAC)</p> <p>-make a poster on road safety and write a slogan (Art integration)</p>	<p>-Google form (practice worksheet)</p>

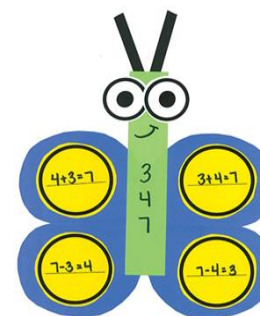
	<p>-safety during covid 19(1cls)</p>  <p>Being safe on the road</p> <p>-traffic, traffic rules,accidents(2cls)</p> <p>-footpath, zebra crossing(1cls)</p> <p>-traffic light(1cls)</p>	<p>-define traffic</p> <p>-list the different traffic rules(3 to 4)</p> <p>-state the purpose of footpath, zebra crossing</p> <p>-list safety measures to avoid accidents(3 to 4)</p> <p>-state what each traffic light symbolizes</p> <p>-draw and colour a traffic</p> 	<p>click pictures and paste them in your notebook.(Interdisciplinary)</p> <p>-draw ,colour and label a traffic light</p>	<p>-look for things which I can use to keep myself safe outside(AAC)</p>	
<p>October/ Hindi</p>	<p>कुल 8 कालांश</p>	<p>छात्र</p>		<p>छात्र फूलदान का चित्र बनाकर घर में</p>	<p>(गूगल फॉर्म पर निर्मित) अभ्यास कार्यपत्र द्वारा</p>



<p>ऊ - (ू) मात्रा वाले शब्द एवं वाक्य निर्माण कालांश २</p> <p>-जादू का कमाल- कालांश १</p>  <p>लिंग बदलो शब्द कालांश १</p> 	<p>१. ऊ - (ू) मात्रा वाले तीन से चार शब्दों की सही पहचान कर पाएंगे।</p> <p>२. ऊ - (ू) मात्रा वाले तीन से चार शब्दों का मौखिक रूप से शुद्ध उच्चारण कर पाएंगे।</p> <p>३. ऊ - (ू) मात्रा वाले तीन से चार शब्दों का शुद्ध रूप से लेखन कर पाएंगे।</p> <p>४. ऊ - (ू) मात्रा वाले मात्रा वाले दो से तीन वाक्यों का शुद्ध उच्चारण करके पाठ का पठन कर पाएंगे।</p> <p>५. चित्रों के माध्यम से दो से तीन सही शब्दों को पहचान कर लिख पाएंगे।</p>	<p>दिए गए लिंक की सहायता से सही मात्रा की पहचान कर सही शब्द छाँटेगे।</p> <p>बच्चों को माता और पिता के परिवार के सदस्यों के बारे में खेल खेल में लिंग अभ्यास करवाया जाएगा।</p>	<p>आसानी से मिलने वाली सब्जियों की</p> <p>रंगीन छाप से विभिन्न फूलों की आकृति बनाकर फूलदान को सजाएंगे।</p> <p>(Art Integrated)</p>  	<p>कार्यपत्र</p>
--------------------------------------------------------------------------------------------------------------------------------------------------------------------------------------------------------------------------------------------------------------------------------------------------	----------------------------------------------------------------------------------------------------------------------------------------------------------------------------------------------------------------------------------------------------------------------------------------------------------------------------------------------------------------------------------------------------------------------------------------------	-------------------------------------------------------------------------------------------------------------------------------------------------------------------------------	---------------------------------------------------------------------------------------------------------------------------------------------------------------------------------------------------------------------------------------------------------------------------------------------------------------	------------------

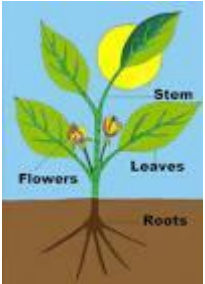
	<p>शब्द -चित्र मिलान वाक्य पूर्ति - कालांश १</p> <p>अपठित गद्यांश – कालांश १</p> <p>रचनात्मक कार्य - कालांश १</p> <p>श्रुतलेख ,शब्दावली कालांश १</p>	<p>६. ऊ - (ू) मात्रा वाले दो से तीन छोटे - छोटे एवं सरल वाक्यों को स्वयं बना पाएंगे ।</p> <p>७. तीन से चार सही शब्द लिख कर शब्दावली कर पाएंगे ।</p> <p>८. दिए गए चित्र की मदद से दो से तीन वाक्य बना कर लेखन कर पाएंगे ।</p> <p>९. अपठित गद्यांश पढ़ कर तीन से चार प्रश्नों के सही उत्तर लिख पाएंगे ।</p>			
--	----------------------------------------------------------------------------------------------------------------------------------------------------------------------	-------------------------------------------------------------------------------------------------------------------------------------------------------------------------------------------------------------------------------------------------------------------------------------------------------------------------------------------------	--	--	--

	<p>-word meanings</p> <p>-frame sentences</p> <p>vocabulary- counting and writing numbers</p>	<p>-use correct punctuations in making (4-5) sentences.</p>  <p>-select the correct place word to complete (4-5) sentences.</p> <p>-choose the correct answer (3-4) questions, based on the comprehension passage</p> <p>-describe the given picture for picture comprehension.</p> <p>-answer factual questions based on comprehension passage/text post reading</p> <p>-frame sentences for (3-5) words.</p> <p>-spell at least 3-4 words correctly</p> <p>-draw a scenery after listening to instructions (for place words)</p>			
--	-----------------------------------------------------------------------------------------------	----------------------------------------------------------------------------------------------------------------------------------------------------------------------------------------------------------------------------------------------------------------------------------------------------------------------------------------------------------------------------------------------------------------------------------------------------------------------------------------------------------------------------------------------------------------------------------------------------------------------	--	--	--

		<p>-infer the meanings for (3-4) words.</p> <p>-recall and spell number names- count the objects and relate to its number in words.</p> <p>-compare wild and domestic animals</p> <p>-recite (5-7) lines of the poem with actions</p>			
November/ Math	<p>7cls</p> <p>Addition and Subtraction of 2-digit numbers (upto 50 only)</p> <p>-addition of 2- digit numbers up to 50 (with carrying) (2cls)</p> <p>-subtraction of 2- digit numbers up to 50 (without borrowing) (2cls)</p> <p>-statement questions (2cls)</p> <p>-addition and subtraction of tens (1cls)</p>	<p>To</p> <p>-add and subtract mentally and give prompt answers(2 to 4).</p> <p>-solve simple statement questions(2 to 4)</p> <p>-frame a statement question using the given information(2 to 3)</p> <p>-answer the sums and clap hands (3 to 4)</p> <p>-arrange the numbers in their correct place to solve a question (2 to 3)</p>	<p>-collect a number of leaves and subtract them from the number of flowers.</p> <p>(Interdisciplinary)</p>	<p>-Scavenger hunt</p> <p>parents to hide the cut-outs of addition and subtraction cards between 1 to 50 and students have to locate them and solve.(AAC)</p> <p>-Flying Fact Families (Art integration)</p>	<p>-Google form (practice worksheet)</p>



<p>November/ General Awareness</p>	<p>7 (cls)</p> <p>Fruits, vegetables and flowers</p>  <p>-Different types of plants(4cls)</p> <p>-trees</p> <p>-shrubs</p> <p>-herbs</p> <p>-aquatic plants</p>  <p>-Parts of a plant(2cls) (root, stem, leaves, fruit, flower, roots, bud)</p> <p>-Germination(1cls)</p>	<p>-list the different types of plants with examples(2 to 3)</p> <p>-identify different types of plants</p> <p>-talk about the importance of different types of plants</p> <p>-list the parts of a plant(3 to 4)</p> <p>-identify the parts of a plant (3 to 4)</p> <p>-infer what would happen if there were no plants</p>	<p>-riddles</p> <p>- Look around for different types of leaves/flowers and create patterns (interdisciplinary)</p> <p>-“Label me”- Make a plant using play dough and label all the parts of a plant</p> <p>-Watch me grow – growing seed in vessel, observing different things required for a seed to grow</p>	<p>-singing a song “plants my best friends”.(AAC)</p> <p>-Collage making on healthy fruits and vegetables(Art integration)</p>	<p>-Google form (practice worksheet)</p> <p>-quiz</p>
----------------------------------------	---------------------------------------------------------------------------------------------------------------------------------------------------------------------------------------------------------------------------------------------------------------------------------------------------------------------------------------------------------------------------------------------------------------------------------------------------------	-----------------------------------------------------------------------------------------------------------------------------------------------------------------------------------------------------------------------------------------------------------------------------------------------------------------------------	----------------------------------------------------------------------------------------------------------------------------------------------------------------------------------------------------------------------------------------------------------------------------------------------------------------	--------------------------------------------------------------------------------------------------------------------------------	-------------------------------------------------------

		<p>-discuss whether cutting trees is a good thing or a bad thing</p> <p>-draw parts of a plant and label it</p> <p>-observe the seed growing and list the things required for a seed to grow</p> <p>-create patterns using dried leaves and flowers</p> <p>-making parts of a plant</p> <p>play dough</p>			
<p>November/ Hindi</p>	<p>कुल 7 कालांश ए (े) मात्रा वाले शब्द एवं वाक्य निर्माण कालांश २</p>	<p>छात्र</p>	<p>दिए गए लिंक की मदद से वचन सम्बंधित सही शब्दों का चुनाव करेंगे।</p>	<p>दीपावली त्योहार के अवसर पर वर्ली आर्ट का प्रयोग करते हुए एक शुभकामना देते</p>	<p>(गूगल फॉर्म पर निर्मित) अभ्यास कार्यपत्र द्वारा</p>

बड़े मजे का मेला



वचन शब्द -कालांश ?

वचन	शब्द	कालांश	वचन	शब्द	कालांश
पेठ	पेठे	पेठ	पेठे	पेठे	पेठे
पुल	पुल	पुल	पुल	पुल	पुल
पुल	पुल	पुल	पुल	पुल	पुल
पुल	पुल	पुल	पुल	पुल	पुल
पुल	पुल	पुल	पुल	पुल	पुल
पुल	पुल	पुल	पुल	पुल	पुल
पुल	पुल	पुल	पुल	पुल	पुल
पुल	पुल	पुल	पुल	पुल	पुल
पुल	पुल	पुल	पुल	पुल	पुल

शब्द -चित्र मिलान

वाक्य पूर्ति - कालांश ?

अपठित गद्यांश कालांश ?

1. ए (े) मात्रा वाले तीन से चार शब्दों की सही पहचान कर पाएंगे ।

2. ए (े) मात्रा वाले तीन से चार शब्दों का मौखिक रूप से शुद्ध उच्चारण कर पाएंगे ।

3. ए (े) मात्रा वाले तीन से चार शब्दों का शुद्ध रूप से लेखन कर पाएंगे ।

4. ए (े) मात्रा वाले मात्रा वाले दो से तीन वाक्यों का शुद्ध उच्चारण करके पाठ



हुए एक कार्ड बनाइए ।

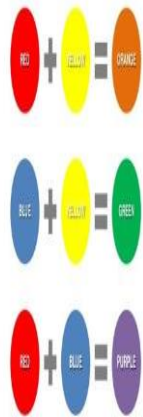

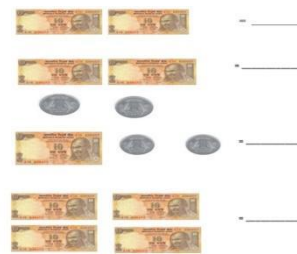
Art Integrated




कार्यपत्र

	<p>रचनात्मक गतिविधि कालांश १</p> <p>श्रुतलेख ,शब्दावली कालांश १</p>	<p>का पठन कर पाएंगे ।</p> <p>५.चित्रों के माध्यम से दो से तीन सही शब्दों को पहचान कर लिख पाएंगे ।</p> <p>६. ए (े) मात्रा वाले दो से तीन छोटे-छोटे एवं सरल वाक्यों को स्वयं बना पाएंगे ।</p> <p>७. तीन से चार सही शब्द लिख कर शब्दावली कर पाएंगे ।</p> <p>८. दिए गए चित्र की मदद से दो से तीन वाक्य बना पाएंगे ।</p> <p>९. अपठित गद्यांश पढ़ कर तीन से चार प्रश्नों के सही</p>		<p>आपके घर में आसानी से मिलने वाली वस्तुएँ - जैसे :- किताब, मेंज, पेंसिल, दाल आदि) शब्द जिनके वचन रूप बदले जा सके , ऐसे शब्दों की सूची तैयार करके एक एक कोलाज बनाएँगे ।</p> <p>(AAC)</p>	
--	-----------------------------------------------------------------------------	---------------------------------------------------------------------------------------------------------------------------------------------------------------------------------------------------------------------------------------------------------------------------------------------------------------------------------------------------------------------------------	--	---------------------------------------------------------------------------------------------------------------------------------------------------------------------------------------------	--

		उत्तर लिख पाएंगे।			
December/ English	<p>9cls</p> <p>Picnic in the Woods(2cls)</p>  <p>Poem- Things I do (1cl)</p> <p>workbook-</p> <p>worksheet 6- Picnic in the Woods(1cl)</p> <p>-describing words(1cl)</p> <p>-picture composition(1cl)</p> <p>-comprehension(1cl)</p> <p>-sentence making(1cl)</p>	<p>To</p> <p>-read 3-4 lines from the lesson</p> <p>-recite 5-6 lines of the poem with actions</p> <p>-summarise the answer for 3-4 given questions, based on the passage read</p> <p>-answer questions based on comprehension passage (3-4)</p> <p>-describe the given picture for picture comprehension.</p> <p>-use at least 4-5 given words to frame sentences of their own.</p> <p>-verify and spell at least 3-4 words correctly</p> <p>-arrange words to make a meaningful sentence/ arrange letters to form a word (4-5)</p>	<p>-make a list of describing words for water. (Inter Disciplinary)</p>	<p>-prepare a picnic basket and collect five things from your house that you want to put in that basket. (AAC)</p>  <p>-recite a poem of your choice. (Art Integration)</p>	<p>-Google forms</p> <p>- worksheet</p>

	-jumbled words (1cl)				
<p>December/ Math</p>   <p>shutterstock.com • 402709720</p> <p><u>Money</u></p> 	<p>10 (cls)</p> <p><u>Time</u></p> <p>-clock(2cls)</p> <p>-parts of the day(1cl)</p> <p>-days of the week(1cl)</p> <p>-months of a year(1cl)</p> <p><u>Money</u></p> <p>-identification of notes and coins(2cls)</p> <p>-addition and subtraction on money(2cls)</p> <p>-statement questions(1cl)</p>	<p>To</p> <p>-read the time from the clock</p> <p>-draw a clock</p> <p>-write the days of the week and co-relate time with words like yesterday, today, tomorrow</p> <p>-name the months of the year (3 to 4)</p> <p>-name the festivals according to the date(2 to 3)</p> <p>-read the calendar</p> <p>-collect wrappers and write their prices.(2 to 3)</p>	<p>-collect various wrappers of articles which are used to keep you clean like toothpaste, shampoo sachets, etc. and write their prices. (Interdisciplinary)</p> <p>Pinterest Activity-</p> <p>-recognize the currency notes and coins and write its value.</p>	<p>-look around in your house and find out the prices of 2 different things and find the difference. (AAC)</p> <p>-draw and colour a clock and show your lunch time on a clock. (Art Integration)</p> <p>Look around in your house and find out the prices of 2 different things and add them. (AAC)</p>	<p>-Google Form</p> <p>-Worksheets</p>

<p>December/ General Awareness</p>	<p>9(cls) Animals, Birds and Insects</p>  <p>-kinds of animals (2cls) -domestic animals(names and how are they useful) (1cl) -wild animals (names, which animal is the tallest, largest etc.(1cl) -pet animals (1cl) -water animals (1cl) -birds (1cl) -insects (1cl) -What do animals eat (1cl)</p>	<p>To</p> <p>-list the different types of animals (3-4) -list the names of at least 4 land and water animals -identify and name 2-3 pet and wild animals -identify the insects and birds and name at least (2-3) each -differentiate 3-4 between pet animals and wild animals -explains about what would happen if you tease animals -name 3-4 animals around the house and neighbourhood -name 2-3 animals which live on both land and water -draw an animal and write about it</p>	<p>-riddles -write down the names of 5 different insects and count the number of legs they have together and write its number name. (Inter Disciplinary)</p>	<p>-look around for different kinds of pet animals and how they are useful to us.(AAC) -draw pictures of different animals and create a jungle scene. (Art Integration)</p>	<p>-Google form - worksheet -quiz</p>

		<p>-name 2-3 animals a farmer uses to travel</p> <p>-name 3-4 different food that animals eat</p>			
December/ Hindi	<p>कुल 9 कालांश</p> <p>ऐ - (ै) मात्रा वाले शब्द एवं वाक्य निर्माण- कालांश 2</p> <p>- निकली मैना सैर पर कालांश १</p>	<p>छात्र</p> <p>१ . ऐ - (ै) मात्रा वाले तीन से चार शब्दों की सही पहचान कर पाएंगे ।</p> <p>२ . ऐ - (ै) मात्रा वाले तीन से चार शब्दों का ऋण कर पाएंगे ।</p> <p>३ . ऐ - (ै) मात्रा वाले तीन से चार शब्दों का शुद्ध रूप से लेखन कर पाएंगे ।</p>	<p>दिए गए लिंक की सहायता से वाक्य पूरे करेंगे ।</p>	<p>सैर से मिलने वाले लाभों के बारे में छात्र कक्षा में बताएँगे ।</p> <p>(AAC)</p> <p>दिए गए विषय पर छात्र स्वयं कुछ पंक्तियाँ तैयार करके कक्षा में सुनाएँगे ।</p> <p>(Art Integration)</p>	<p>(गूगल फॉर्म पर निर्मित)</p> <p>अभ्यास कार्यपत्र द्वारा कार्यपत्र</p>



शब्द -चित्र मिलान और
वाक्य पूर्ति - कालांश ?

अपठित गद्यांश -कालांश ?

रचनात्मक कार्य - कालांश
?

४. ऐ - (ै) मात्रा वाले
मात्रा वाले दो से तीन वाक्यों
का शुद्ध उच्चारण करके
पाठ का पठन कर पाएंगे ।

५. चित्रों के माध्यम से दो
से तीन सही शब्दों को
पहचान कर लिख पाएंगे ।

६. ऐ - (ै) मात्रा वाले दो
से तीन छोटे - छोटे एवं
सरल वाक्यों को स्वयं बना

पाएंगे ।

७. तीन से चार सही शब्द
लिख कर शब्दावली कर
पाएंगे ।

८. दिए गए चित्र की मदद से
दो से तीन वाक्य बना कर
लेखन कर पाएंगे।

	<p>गतिविधि - कालांश २</p> <p>श्रुतलेख ,शब्दावली-</p> <p>कालांश १</p>	<p>९. अपठित गद्यांश पढ़ कर तीन से चार प्रश्नों के सही उत्तर लिख पाएंगे।</p>			
<p>January/ February</p> <p>English</p>	<p>14cls</p> <p>Come! Let Us Play(2cls)</p> <p>The new Watchman(2cls)</p>	<p>To</p> <p>-read 3-4 lines of the lesson</p> <p>-summarise the answer for given questions, based on the passage read</p> <p>-recite 5-6 lines of the poem with actions</p>	<p>-draw and name the clothes you would like to wear while going out to play on a sunny day. (Interdisciplinary)</p>	<p>-talk to your parents/ friends about the things you like to do when it is hot and sunny and make a list of it. (AAC)</p> <p>-Activity- Sequence game- framing sentences using jumbled word cards.</p>	<p>-Google form</p> <p>-worksheets</p> <p>-discussions</p>



Poem- Ice-cream fun(1cl)

workbook-

-worksheet 10- Come! Let Us Play(1cl)

worksheet 7- The new Watchman(1cl)

-jumbled words/sentences(1cl)

-punctuations(1cl)

-comprehension(1cl)

-picture composition(1cl)

-word meanings(1cl)

-frame sentences(1cl)

-use of this/ that

these/ those(1cl)

-arrange words to make a meaningful sentence/ arrange letters to form a word (4-5)

-use punctuations correctly

-answer (4-5) questions based on comprehension passage

-describe the given picture for picture comprehension.


-use the given words to frame sentences of their own.(4-5)


-write the meaning (3-4) of the given words


-verify and spell at least 3-4 words correctly



-draw/ paste four things you wear in hot and sunny day. (Art Integration)

<p>January/ February</p> <p>Math</p>	<p><u>14(cls)</u></p> <p><u>Numbers up to 99.</u></p> <p>-grouping into tens and ones(2cl)</p> <p>-numbers and number names(1cl)</p> <p>-one more/less than, between(1cl)</p> <p>-increasing/ decreasing order(1cl)</p> <p>-comparing numbers(1cl)</p> <p>-counting forward, counting backward(1cl)</p> <p>-missing numbers(1cl)</p> <p><u>Addition and Subtraction up to 99</u></p> <p>-addition of 2- digit numbers up to 99 (with carrying)(2cl)</p>	<p>To</p> <p>-arrange the (3 to 4)given numbers in tens and ones</p> <p>- write the number names for the given numbers(4 to 5)</p> <p>-arrange the numbers in increasing and decreasing order (3 to 4)</p> <p>-recall and write the missing numbers (4 to 5)</p> <p>-add 2digit number (3 to 4)</p> <p>- interpret what comes at tens place and ones place (2 to3)</p> <p>- comprehend the concept of subtraction</p> <p>-rearrange numbers in order to do subtraction(2 to 3)</p> <p>Solve simple statement</p>	<p>-prepare a list of animals and plants you observe in your neighbourhood, then find out the sum and write its number name. (Inter disciplinary)</p>	<p>-count the number of fruits and vegetables in your refrigerator. Find out the total number.</p> <p>(AAC)</p> <p>-create a number game on an A4 size sheet and start by adding two numbers. (Art Integration)</p> 	<p>-Google Form</p> <p>-worksheets</p>

	<p>-subtraction of 2- digit numbers up to 99(2cls) (without borrowing) -statement questions(2cls)</p>	<p>questions (2 to 3)</p>			
<p>January/ February</p> <p>General Awareness</p>	<p>14 (cls)</p> <p>Neighbourhood places</p> <p>-neighbours(1cl)</p> <p>-neighbourhood(1cl)</p> <p>-some useful places in the neighbourhood (police station, petrol pump, nursery)(1cls)</p> <p>-in what ways these places are useful to us(1cl)</p>  <p>A day in my school</p> <p>-the name of school/ class teacher(1cl)</p>	<p>-define neighbours and neighbourhood</p> <p>-name some important places in their neighborhood(2 to 3)</p> <p>-discuss the usefulness of places in their neighborhood</p> <p>-explain what would happen If there were no police station or hospital</p> <p>-tell the name of school, class teacher, class</p>	<p>-draw a picture of your neighbourhood using basic shapes . (Interdisciplinary)</p> <p>-Peek-a-boo- find out neighbourhood places near your house (police station, school, post office, park etc.) and list out how they are useful to you.</p>	<p>-look around for a neighbourhood park and note down the name of some useful plants. (AAC)</p> <p>-singing a song on "My School". (AAC)</p> <p>-draw picture of your favourite place in your school and write 2-3</p>	<p>-Google Form</p> <p>-Worksheet</p> <p>-Quiz</p>

	<p>cooking</p> <p>washing</p> <p>bathing etc.</p> <p>-animals and plants need water(1cl)</p> <p>-sources of water(1cl)</p> <p>rain</p> <p>river</p> <p>well etc.</p> <p>-properties of water(1cl)</p> <p>-save water</p> <p>-ways to clean water (1cl)</p>	<p>-draw two sources of water</p> <p>-list ways to save water(2 to 3)</p> <p>-discuss about not wasting waters</p> <p>-name animals which live on both land and water</p>			
<p>January/ February</p> <p>Hindi</p>	<p>ओ (ो) मात्रा वाले शब्द एवं वाक्य निर्माण - कालांश २</p> <p>होली की टोली - कालांश १</p>	<p>छात्र</p> <p>१ . ओ (ो) और औ (ौ) मात्रा वाले तीन से चार शब्दों की सही पहचान कर पाएंगे ।</p>	<p>दिए गए लिंक की सहायता से सही मात्रा की पहचान कर सही शब्द छाँटेगे ।</p>	<p>विभिन्न त्योहारों के बारे में जानकारी प्राप्त कर कक्षा में सुना जाएगा । (AAC)</p> <p>दिए गए चित्र की मदद से एक कहानी</p>	<p>(गूगल फॉर्म पर निर्मित)</p> <p>अभ्यास कार्यपत्र द्वारा</p> <p>कार्यपत्र</p>



औ (ौ) मात्रा वाले शब्द
एवं वाक्य निर्माण

- कालांश २

- कौआ और पकोड़ी

कालांश १



२. ओ (ो) और औ (ौ)
मात्रा वाले तीन से
चार शब्दों का मौखिक रूप
से शुद्ध उच्चारण कर
पाएंगे

३. ओ (ो) और औ (ौ)
मात्रा वाले तीन से चार
शब्दों का शुद्ध रूप से
लेखन कर पाएंगे ।

४. ओ (ो) और औ (ौ)
मात्रा वाले मात्रा वाले
दो से तीन वाक्यों का शुद्ध
उच्चारण करके पाठ का
पठन कर पाएंगे ।

५. चित्रों के माध्यम से दो
से तीन सही शब्दों को
पहचान कर लिख पाएंगे ।

६. ओ (ो) और औ (ौ)
मात्रा वाले दो से तीन छोटे -

तैयार करके सुनाइए ।
(Art integrated)



	<p>शब्द -चित्र मिलान</p> <p>कालांश ?</p> <p>वाक्य पूर्ति - कालांश ?</p> <p>अपठित गद्यांश - कालांश ?</p> <p>गतिविधि - कालांश २</p> <p>रचनात्मक लेखन -चित्र वर्णन -कालांश ?</p> <p>श्रुतलेख ,शब्दावली कालांश ?</p>	<p>छोटे एवं सरल वाक्यों को स्वयं बना पाएंगे ।</p> <p>७. तीन से चार सही शब्द लिख कर शब्दावली कर पाएंगे ।</p> <p>८. दिए गए चित्र की मदद से दो से तीन वाक्य बना कर लेखन कर पाएंगे ।</p> <p>९. अपठित गद्यांश पढ़ कर तीन से चार प्रश्नों के सही उत्तर लिख पाएंगे ।</p>			
--	------------------------------------------------------------------------------------------------------------------------------------------------------------------------------------------------------------------	-------------------------------------------------------------------------------------------------------------------------------------------------------------------------------------------------------------------------------------------------------------------	--	--	--