

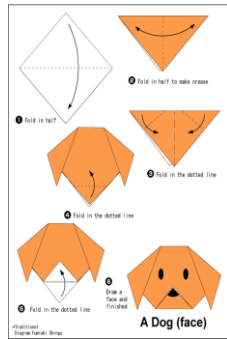






TAGORE INTERNATIONAL SCHOOL
EAST OF KAILASH, NEW DELHI




PARENT SYLLABUS -CLASS III
OCTOBER-FEBRUARY (2020– 21)

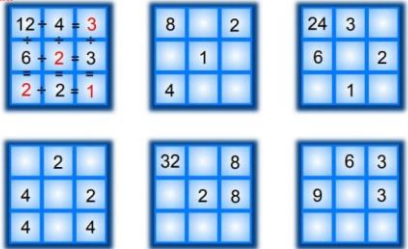

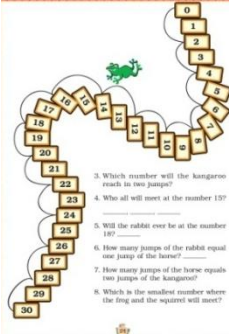
Month/ Subject	Topics covered/ No of classes	Learning Outcome	Activities	Alternative Academic Calendar (AAC) and Art Integration (AI)	Assessment
OCTOBER English	Course book 1.Hachiko (3 classes) Grammar: Synonyms Adjectives- Degrees of Comparison Punctuations (full stop and capitalization) 2.The Bird (Literature Reader)(1 class) 3. Colin (Poem)(1 class)	Each student will be able to- -answer 3-4 questions from the text -enlist 3-4 healthy eating habits -state 2-3 ways to take care of our pets -punctuate sentences using full stop and capitalization. (2-3 sentences) -use the correct degree of adjective in the given sentences (4-5 sentences) - state 2-3 reasons why we should not tame animals.	Activity: PINTEREST  Complete the given chart using the correct form of Adjective. 	Art Integration: Making of origami dog.  (Pinterest) Making of scrap book 	-Quiz -Games -Practice Worksheet (Google forms) -Follow-up Worksheets -Q&A -Assignment from topic.



<p>OCTOBER Math</p>	<p>Understanding Division</p> <p>(8 classes)</p> <p>#Understanding division as a)Equal sharing b)repeated subtraction</p> <p>#Terms- divisor, dividend, quotient and remainder</p> <p>#divide by using tables</p> <p>#Relation between multiplication and division</p> <p>#properties of division</p> <p>#solve real life situations using division</p>	<p>Each child will be able to:</p> <p>-identify and demonstrate 2 to 3 questions that division is repeated subtraction/ equal distribution.</p> <p>-classify new terms like 'remainder', 'quotient' 'divisor' and 'dividend'</p> $\begin{array}{r} 6 \text{ --- quotient} \\ 4 \overline{)24} \text{ --- dividend} \\ \text{divisor} \end{array}$ <p>-state the relationship between multiplication and division and write 4 - 5 multiplication fact for division fact.</p> <p>-state 2 -3 properties of division.</p> <p>-divide 2 digit number using tables. (5 – 6 questions)</p> <p>-interpret and solve statement questions related to real life situations.(2-3 questions)</p>	<div data-bbox="953 199 1247 396" data-label="Image"> </div> <p>Sort seeds / buttons into an egg carton – divide into equal groups</p> <div data-bbox="903 716 1127 940" data-label="Image"> </div> <p>Put together popsicles' puzzles -match division question with its quotient</p> <p>Division using repeated subtraction</p> <div data-bbox="898 1105 1268 1300" data-label="Figure"> <p>Repeated Subtraction</p> <p>$15 \div 3 = 5$ is the number of times you can subtract 3 from 15 before you get to 0.</p> <p>$15 - 3 - 3 - 3 - 3 - 3 = 0$ $15 \div 3 = 5$</p> </div>	<p>Resources from diksha portal and Math Magic book 3 of NCERT</p> <p>https://diksha.gov.in/play/collectio n/do_3131034750284103681722? contentId=do_31307452650977689619714</p> <div data-bbox="1407 444 1696 821" data-label="Image"> </div>	<p>-Quiz -Games -Practice Worksheet (Google forms) -Follow-up Worksheets -Q&A -Mental Agility -Problem Solving -Assignment from topic</p>
----------------------------	---	--	--	---	---

<p>OCTOBER EVS</p>	<p>The World of Animals (7 classes)</p> <p>-similarities and diversities in animals - animals that live on land, in water -birds - caring of animals</p>	<p>Each child will be able to:</p> <p>-enlist similarities between animals(based on movement, food, shelter, growth etc) -identify the various features of aquatic animals -Identify birds -compare the features of a bird with other animals -name the land animals like worms, insects, reptiles, mammals etc -distinguish between humans and animals</p>	<p>Activity: Using dried leaves, make pictures of different animals.</p> 	<p>Art Integration- Singhi Chham-Sikkim Folk Dance(Snow Lions)</p>  <p>Love for animals and birds-(from AAC part II)- Student to enact as any animal or bird to speak about how the humans can take care of that creature.</p>	<p>-Quiz -Games -Practice Worksheet (Google forms) -Follow-up Worksheets -Q&A -Assignment from topic.</p>
<p>OCTOBER Hindi</p>	<p>कविता- चिड़िया का गीत {2 कक्षा}</p> <p>श्रुतलेख और शब्दावली</p> <p>अपठित गद्यांश</p> <p>कविता - देशी खाओ , स्वस्थ रहो</p>	<p>प्रत्येक छात्र - इस कविता के माध्यम से छात्र जानेंगे कि यह संसार बहुत बड़ा है , जिसका कोई अंत नहीं है। तथा बच्चे जानवरों और पशु-पक्षियों के प्रति संवेदनशील बनेंगे और प्रस्तुत कविता के माध्यम से संसार को समझने की कोशिश करेंगे।</p>	<p>प्रस्तुत चित्र में से सही क्रिया का चुनाव कीजिए।</p> 	<p>बच्चे मौसमी फलों , क्रीम , शहद , चीनी इत्यादि सामान की मदद से फ्रूट - क्रीम ऑनलाइन कक्षा में तैयार करेंगे।</p>	<p>- क्रिया शब्द - अनेक शब्दों के लिए एक शब्द - कविता वाचन - शब्दार्थ लेखन - वाक्य रचना - रचनात्मक लेखन</p>


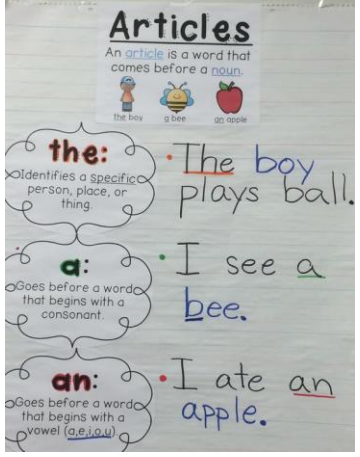
	<p>{ 2 कक्षा }</p> <p>क्रिया शब्दों की पहचान और लेखन {2 कक्षा }</p> <p>अनेक शब्दों के लिए एक शब्द पहचान और लेखन { 2 कालांश }</p>	<p>- इस कविता के माध्यम से छात्र जानेंगे कि घर में बने हुए खाने की क्या बात होती है क्यों घर में बने हुए खाने को पौष्टिक भोजन कहा जाता है और हमें ताज़ा खाना क्यों खाना चाहिए। तथा हमें बाहर का खाना खाने से क्यों बचना चाहिए।</p> <p>- छात्र अपने आस-पास के वातावरण और व्यक्तियों के द्वारा की या अपने आप हुए कामों के एक एक उदाहरण प्रस्तुत कर पाएंगे या बता सकेंगे। {कम से कम ४ से ५}</p> <p>-छात्र अपनी बात को कम शब्दों में कह और लिख पाएंगे। जैसे - रमा कविता लिखती है। रमा कवयित्री है।</p>			<p>- प्रश्नोत्तर चर्चा व लेखन</p> <p>- पठन पाठन</p> <p>- पुनराभ्यास कार्यपत्र { गूगल फॉर्म }</p> <p>- अभ्यास कार्य पूर्ति।</p> <p>- श्रुतलेख और शब्दावली</p>
NOV English	Course book .We saved a Whale (3 classes)	Each child will be able to: -read the lesson with fluency	PINTEREST -	Art integration-	-Vocabulary games -Practice Worksheet (Google forms)

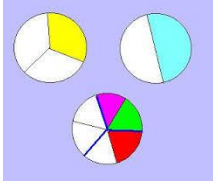

	<p>Grammar:</p> <p>Preposition of time (in,on,at)</p> <p>Punctuations -- full stop capitalization</p> <p>question mark</p> <p>2. Jungle Jamboree</p> <p>(Literature Reader)(1 class)</p> <p>3. Rainbow fairies (Poem)(1 class)</p>	<p>-comprehend and interpret the meaning of the textual words</p> <p>- use new words to form sentences in different ways independently</p> <p>-attempt the questions independently</p> <p>-arrange the events in the sequence as they appear in the story</p> <p>-fill in the Preposition of time to complete the given sentences</p> <p>-recite the poem with correct pronunciation and pauses</p>	<p>Activity: Find me!</p>  <p>Individual activity</p> <p>Children will make sentences using in, on at.</p> <p>Game: Where is the monster</p> 	 <p>CD button turtle</p> <p>(NCERT Marigold)</p>	<p>-Follow-up Worksheets</p> <p>-Q&A</p> <p>-Assignment from topic.</p> <p>-Comprehension passage</p> <p>- Punctuation (capitalization and full stop)</p> <p>-Creative writing</p>
NOV Math	<p>More Division (7 classes)</p> <p>#Divisibility rules</p> <p>#Short and long division</p>	<p>Each child will be able to:</p> <p>-infer divisibility of a number by 2, 3, 5 and 10.</p> <p>-solve 2 – 3 division questions of 2 digit numbers with and without</p>	<p>Division squares – complete the math and write the answers in the empty space .</p>	<p>Art Integration – Visual Art</p> <p>Division House – follow the directions to create a house</p>	<p>-Quiz</p> <p>-Games</p> <p>-Practice Worksheet (Google forms)</p> <p>-Follow-up Worksheets</p> <p>-Q&A</p> <p>-Mental Agility</p>


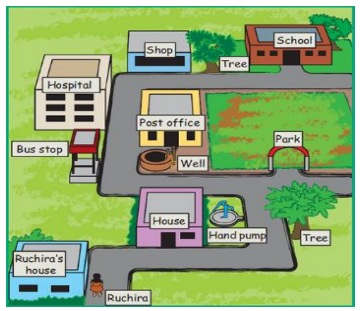
	<p>#Division with / without remainder</p> <p>#Checking the division using multiplication</p> <p>#Division of 2 and 3 digit numbers with regrouping / with remainder</p> <p>#Dealing with zeros in the quotient</p> <p>#Statement questions based on division</p>	<p>regrouping having no remainder.</p> <p>-divide upto 3 digit numbers accurately by a 1 digit number (7-8 questions) with remainder.</p> <p>-check division using multiplication (2 – 3 questions)</p> <p>-solve 2 -3 statement questions based on division concept related to real life experiences.</p> <p>-design a division question using a personal strategy, and record the process.</p>		 <p>Resources from diksha portal and Math Magic book 3 of NCERT</p>  <p> https://diksha.gov.in/play/collectio n/do_3131034750284103681722? contentId=do_3130712454272450 5611075 </p>	<p>-Problem Solving</p> <p>-Assignment from topic</p>
--	--	--	--	---	---

<p>NOV EVS</p>	<p>The World of Plants (8 classes)</p> <ul style="list-style-type: none"> -Importance of plants -Types of plants -Similarities between plants and animals - Difference between humans and plants -Plants need air, water and sunlight - Parts of a plant -Photosynthesis -Functions of parts of a plant -Dependence of animals and humans on plants. 	<p>Each child will be able to:</p> <ul style="list-style-type: none"> -enlist the things that plants give us -categorize the plants on basis of its types -identify the various parts of a plant -compare humans to plants -name the things plant need to prepare their food -distinguish between animals and plants -differentiate between root and shoot - identify /state the functions of various parts of a plant -illustrate the process of photosynthesis with a diagram - name edible roots, stem and leaf -Justify the dependence of animals and humans on plants. -Elaborate on plants being called the primary producers 	<p>PINTEREST Activity-</p> <p>-Plants on your plate- listing edible parts of plants on a paper plate. (O)</p> <p><u>Naturalistic</u></p>  <p>Experiment: Plant needs water, air and sunlight to grow.</p>	<p>The Plant Fairy- Comprehension on plants (NCERT textbook)</p> <p>Last Sunday, we went to a garden in the neighbourhood. We played <i>Hide and Seek</i> (<i>Chhupanchhupi</i>) and <i>Antakshari</i>. We had a lot of fun. After sometime, Didi said – Let us play a new game today. We had played this game in the camp last year. I will become a 'Plant fairy'. The 'Plant fairy' will call out a name of something and you all will have to touch it.</p> <p>The game began. Didi said – The 'Plant fairy' asks you to touch a plant. At once, all the children ran towards the plants.</p>  <p>Children can be asked by what name, games like <i>Chhupanchhupi</i>, <i>Antakshari</i> are called in their regions.</p>	<ul style="list-style-type: none"> -Quiz -Games -Practice Worksheet (Google forms) -Follow-up Worksheets -Q&A -Assignment from topic
---------------------------	--	--	---	---	--




<p>NOV Hindi</p>	<p>नाटक - बल्लू हाथी का बालघर</p> <p>{4 कक्षा }</p> <p>व्याकरण - अनेकार्थी शब्द {4 कक्षा }</p> <p>श्रुतलेख और शब्दावली</p> <p>अपठित गद्यांश</p>	<p>प्रत्येक छात्र</p> <p>छात्र प्रस्तुत नाटक के द्वारा बालघर {केश} और विद्यालय में होने वाली विभिन्न गतिविधियों और परस्पर मिलकर रहने के लाभ बता पाएंगे।</p> <p>- शब्द भंडार में वृद्धि , कठिन शब्दों द्वारा वाक्य रचना, वाचन और लेखन कर पाएँगे। {कम से कम ४ से ५}</p> <p>- पाठ का सार समझ कर दो से तीन प्रश्नों के उत्तर दे पाएँगे।</p> <p>प्रस्तुत विषय द्वारा छात्र जान पाएँगे कि कई शब्द हमारी शब्दावली या भाषा में इस प्रकार के भी होते हैं जिनके एक से भी अधिक अर्थ होते हैं जिन्हें अनेकार्थी शब्द कहते हैं। जैसे -</p> <p>कनक - गेहूँ , सोना</p> <p>बाल - केश , बालक</p> <p>- श्रुतलेख और शब्दावली के द्वारा छात्र वर्तनी का शुद्ध उच्चारण और लेखन कर पाएँगे।</p>	<p>- छात्र अपने मनपसंद किसी भी एक जानवर या पक्षी का मुखौटा बनाकर कक्षा में उस जानवर या पक्षी का अभिनय करके दिखाएँगे और ये बताएँगे कि वह अपनी तुलना इनमे से किससे और क्यों करते हैं।</p>  	<p>मनोरंजक गतिविधि – ऑनलाइन कक्षा के दौरान कोई एक क्रिया समस्त कक्षा और अपने सहपाठियों को करके दिखाएँगे। जैसे - गाना, नाचना, वादय-यंत्र बजाना आदि।</p> 	<p>- अनेकार्थी शब्द</p> <p>- शब्दार्थ लेखन</p> <p>- वाक्य रचना</p> <p>- रचनात्मक लेखन</p> <p>- शब्द सूची निर्माण</p> <p>- प्रश्नोत्तर चर्चा व लेखन</p> <p>- पठन पाठन</p> <p>- पुनराभ्यास कार्यपत्र { गूगल फॉर्म }</p> <p>- अभ्यास कार्य पूर्ति।</p> <p>- श्रुतलेख और शब्दावली</p>
----------------------	--	---	--	---	---



<p>DEC English</p>	<p>Course book 1.The Story of Rudolph (3 classes)</p> <p>Grammar: articles</p> <p>a, an, the</p> <p>Vocabulary- words related to Christmas</p> <p>2. Good Neighbours(Literature Reader)(1 class)</p> <p>3. I am a Polar Bear (Poem)(1 class)</p>	<p>Each child will be able to- read the lesson with fluency -comprehend and interpret the meaning of the textual words -fill in the articles to complete sentences arrange the events in the sequence as they appear in the story. -recite the poem with correct pronunciation and pauses</p>	<p>Individual activity Question you friend</p> <p>PINTEREST -</p> <p>Activity:</p>  <p>Articles- Anchor Chart</p> 	<p>Art Integration: Making a thank you card for the gifts you got on Christmas using vegetable printing. . take a coloured A4 sheet .Fold it vertically .Choose any 2 vegetables like- lady finger and onion. .using poster colours, -make design of your choice on the outer side of the card. -mention the word Thank you inside. Your card is ready.</p>	<p>-Vocabulary games -Practice Worksheet (Google forms) -Follow-up Worksheets -Q&A -Assignment from topic. -Comprehension passage - Punctuation (capitalization and full stop) -Creative writing</p>
---------------------------	---	---	--	--	--

<p>DEC Math</p>	<p>Fraction (9 classes) #Whole and Fractions</p> <p>#Halves, Thirds, Fourths</p> <p># More than 4 equal parts</p>  <p># Fraction of a collection</p> <p>#Finding fraction of a collection</p> <p>#Terms-Numerator and denominator</p>	<p>Each child will be able to:</p> <ul style="list-style-type: none"> -identify equal and unequal part of a whole. -divide a whole in to 2, 3, 4, and more equal parts and name the same in number and word form. -comprehend and identify the given fraction as half, one third, one fourth, one fifth or one-eighth of a whole. -write the fraction for the given numerator and denominator. -represent a fraction using concrete materials.(3-4 questions) -record the shaded and non-shaded parts of a whole. (5 – 6 questions) -represent a fraction pictorially by shading parts of a set. (5 - 6 questions) 	<div data-bbox="894 224 1146 548"> </div> <p>Fraction Fun!</p> <p>Float some DIY paper roll fractions</p> 		<ul style="list-style-type: none"> -Quiz -Games -Practice Worksheet (Google forms) -Follow-up Worksheets -Q&A -Mental Agility -Problem Solving -Assignment from topic
------------------------	--	---	--	--	---

		<p>-calculate a fraction of a collection. (2 -3 questions)</p> <p>-use fractions to solve (2 - 3 questions) real life situations.</p>			
DEC EVS	<p>Safety (9 classes)</p> <p>-safety outside the house (on the road, near railway tracks, parks etc) - traffic signs and their types -safety at home -safety at school -first aid</p> <p>Finding a Place (in our neighbourhood)</p> <p>-names of places in the neighbourhood. -landmarks - sketches -plans -maps -directions on a map</p>	<p>Each child will be able to:</p> <p>-justify the importance of first aid -list the things essential in a first aid box -enlist safety rules to be followed at school and home -identify and categorise the different traffic signs as informatory, mandatory and cautionary -point out the importance of a sketch - enlist various landmarks on your way to school -write the full form of NEWS -discuss the benefits of plans and maps - compile a list of things that are essential for</p>	<p>Activity- Bike safety rules card</p>  <p>Write 3 to 4 safety rules you will follow while riding your bicycle on the road.</p>	<p>Activity from AAC part II)- Enlist the people and agencies who have a prime role in the time of any emergency situations (fire, earthquake, flood or even a pandemic like the present Coronavirus). Frame 2-3 questions you would like to ask them.</p> <p>Help Ruchika reach her school and draw a rough sketch using symbols (NCERT textbook)</p> 	<p>-Quiz -Games -Practice Worksheet (Google forms) -Follow-up Worksheets -Q&A -Assignment from topic.</p>

	-technology used in finding places	making a plan/map of a place - justify that planning is required building a house/mall etc - identify things that help us to read a map - predict places in your surroundings which can be a landmark.			
DEC Hindi	पाठ - ऐसे मिली सज़ा { 4 कक्षा } श्रुतलेख और शब्दावली {1 कक्षा } अपठित गद्यांश {1 कक्षा }	- इस पाठ के पाठन से बच्चों में नैतिक मूल्यों का विकास होगा। छात्र पाठ का सार समझ कर पाठ के अंतर्गत आने वाले कठिन शब्दों का चुनाव कर उनका लेखन अर्थ सहित कर पाएँगे। {कम से कम ४ से ५} - शब्द भंडार में वृद्धि, कठिन शब्दों द्वारा वाक्य रचना, वाचन और लेखन कर पाएँगे। {कम से कम ४ से ५} -पाठ का सार समझ कर दो से तीन प्रश्नों के उत्तर दे पाएँगे।	खेल-खेल में सीखो - छात्र अपने घर के रसोईघर में रखे बर्तनों की गिनती कर उनके एक और अनेक होने की सूची तैयार करेंगे। जैसे - तवा {एकवचन}, चम्मचें { बहुवचन } 	छात्र अलग - अलग प्रकार की पत्तियों की छाप से एक सुन्दर सी आकृति का निर्माण करेंगे। 	- वचन शब्द वाक्यों में - शब्दार्थ लेखन - वाक्य रचना - रचनात्मक लेखन - शब्द सूची निर्माण - प्रश्नोत्तर चर्चा व लेखन - पठन पाठन - पुनराभ्यास कार्यपत्र { गूगल फॉर्म }

	<p>वचन शब्द वाक्यों में वचन शब्द वाचन और लेखन</p> <p>{ 3 कक्षा }</p>	<p>-वचन शब्दों के माध्यम से छात्र अपने आसपास देखकर ऐसी चीज़ों के चित्र व सूची बना पाएँगे जिनमें एक और अनेक दोनों साथ-साथ होते हैं। छात्र एकवचन व बहुवचन के उचित रूपों का प्रयोग कर उनसे वाक्य रचना कर पाएँगे। {कम से कम ४ से ५}</p>			<p>- अभ्यास कार्य पूर्ति।</p> <p>- श्रुतलेख और शब्दावली</p>
<p>JAN/FEB English</p>	<p>Course book</p> <p>1. Annalisa and the Giant (4 classes)</p> <p>2. A day at the Swamp (4 classes)</p> <p>Grammar: Punctuations (full stop and capitalization (1 class</p> <p>-tenses: simple present, present</p>	<p>Each student would be able to-</p> <p>-answer 3-4 questions from the text</p> <p>-enlist 3-4 healthy eating habits</p> <p>-state 2-3 ways to take care of our pets</p> <p>-punctuate sentences using full stop and capitalization. (2-3 sentences)</p> <p>-use the correct degree of adjective in the given sentences (4-5 sentences)</p> <p>- state 2-3 reasons why we should not tame animals</p>	<p>Describe what you see:</p>  <p>(practice for present tense and present continuous)</p> <p>PINTEREST</p>	<p>Art integration</p>  <p>Let's be fitness freaks</p> <p>Choose and practice any 4 yoga asanas. Make a video while doing the asanas. The video should not exceed 90 seconds.</p>	<p>-Comprehension passage</p> <p>-creative writing</p> <p>-Vocabulary games</p> <p>-Practice Worksheet (Google forms)</p> <p>-Follow-up Worksheets</p> <p>-Q&A</p> <p>-Assignment from topic.</p>

	<p>continuous (1 class)</p> <p>-Conjunctions(1 class)</p> <p>3. a.The Tree</p> <p>b.. The Secret Song</p> <p>(Poem)(2 classes)</p>		<p>TALK for 1 MINUTE FOOD</p>  <p>Students will be instructed to choose a picture and speak for 1 min about the picture card.</p>		
JAN/FEB Math	<p>Handling Data Time</p> <p>(5 + 8 classes)</p> <p>#Reading pictograph</p> <p># Representing given information in the form of a pictograph</p> <p>#Terms-Title , Label, Symbols, Key</p> <p>Time</p>	<p>Each child will be able to:</p> <p>-read and interpret 4- 5 pictographs.</p> <p>-represent given information by 2 -3 pictographs using title, label symbols and key</p> <p>-interpret the pictograph and answer 4 -5 questions based on it.</p> <p>-record data using tally marks, represent pictorially and draw conclusions.</p>	<p>Activities:</p> <p>Happy Birthday Pictograph</p>  <p>Read and answer</p>	<p>Resources from diksha portal and Math Magic book 3 of NCERT</p> <p>https://diksha.gov.in/play/collectio n/do_3131034750284103681722? contentId=do_3130191918732410881230</p>	<p>-Quiz</p> <p>-Games</p> <p>-Practice Worksheet (Google forms)</p> <p>-Follow-up Worksheets</p> <p>-Q&A</p> <p>-Mental Agility</p> <p>-Problem Solving</p> <p>-Assignment from topic</p>

#Reading time to the nearest 5 minutes

#Time before and after

#Using am and pm

Calendar

#Days in a week

#Months in a year

#Months having 30 / 31 days

#Leap year

#Writing the date

-identify a particular day and date on a calendar.

-**read** the time correctly to the hour using a clock/watch.

-**interpret** the relationship between hours, minutes and days.

-**express** the time in am and pm.


-**spell and write** the names of the month and days of the week in correct order.

-**enumerate** the months having 30 / 31 days.

-**state** the meaning of leap year.

Looking and Knowing

Lucy went to the toy shop and looked at all the toys.



Answer the following questions.

Which toy was the costliest? _____

Which toy was the cheapest? _____

Which two toys could she buy if she had 40 rupees? _____ and _____

How many Van could she buy if she had Rs 60? _____

Which two toys could she buy if she had Rs 75? _____ and _____

Telling the time

Find out from People Around You

1. Talk to people around you about their favourite sweets. Fill in the table:

Favourite sweet	Number of people
Jalebi	

From the above table answer the following:

a) Most favourite sweet _____

b) Least favourite sweet _____

c) _____ is liked more than _____

(Name of the sweet) (Name of the sweet)

d) _____ is liked more than _____

e) _____ is liked more than _____

f) _____ is liked more than _____


Also find out from animals around you







https://diksha.gov.in/play/collection/do_3131034750284103681722?contentId=do_3130580915408404481365


One Day in the Life of Kusum


Let's see what Kusum does every day. Write down the time for each picture. For some pictures the time is already written and you must draw the hands on the clock. In others you have to write the time shown by the clock.



			 <p>What does the clock say?</p> 		
JAN/FEB EVS	Our Country (5 classes) -names of states of India in all four directions	Each child will be able to: -enlist names of states in four directions in India -name the union territories of India	Activity- Traditional clothes I would like to have in my closet 	Art integration- Poster designing Design a poster and write a slogan for Unity in diversity in India. Activity from AAC	-Quiz -Games -Practice Worksheet (Google forms) -Follow-up Worksheets

	<ul style="list-style-type: none"> - reading and locating states and union territories on political map of India -names of union territories -meaning and importance of union and state government. -different landforms in our country -traditional clothes -places of worship <p>Where We Live (5 classes)</p> <ul style="list-style-type: none"> - uses of a house -types of houses -parts of a house -keeping the house protected -features of a good house -keeping the house clean 	<ul style="list-style-type: none"> -distinguish between the states and union territories - identify the state with its traditional clothes -state importance and need for union and state government -List the various landforms in India. -identify and use colours to depict various landforms -name different religions and match them with their places of worship -enlist the features of a good house. -infer the importance of drainage system and ventilation for keeping our house clean. -identify and distinguish between the temporary and permanent houses. -compare Kutcha and pucca house -name the materials used to construct a house/building. - point out the importance of having big 	<p>My Safe home (features of a good house)</p> 	<p>Listen to the national anthem and morning prayers, hymns, shabad etc so that you can pick up the correct pronunciation.</p>	<p>-Q&A -Assignment from topic.</p>
--	---	--	---	--	---

	<p>windows in a house or a building.</p> <ul style="list-style-type: none"> - enlist various things required to keep a house clean and germ free. -discuss the importance of sunlight in a house. <p>Air (3 classes)</p> <ul style="list-style-type: none"> -Air all around us (properties of air) - What is air?(Contents of the air) -Air pollutants- smoke, smog and dust -Keeping the air clean 	<p>windows in a house or a building.</p> <ul style="list-style-type: none"> - enlist various things required to keep a house clean and germ free. -discuss the importance of sunlight in a house. <p>-List the contents of air</p> <p>-State the utility of air for living beings</p> <p>-Compare the quality of air in the mountains with that of air in the cities</p> <p>-Interpret by experimenting that air has water vapour present in it.</p> <p>-point out properties of air</p> <ul style="list-style-type: none"> - enlist various ways to keep the air clean -discuss the benefits of growing more trees in the cities - compile a list of air pollutants in your city - identify the fuels used in vehicles that have helped in reducing air pollution - predict the time of the day when air pollution is maximum 	<p>Activity- Making smog in a jar (Experiment) (Observation skill)</p> 		
--	--	---	---	--	--

	<p>अपठित गद्यांश</p> <p>विलोम शब्द जान - पहचान तथा वाक्यों द्वारा विलोम शब्दों का ज्ञान</p> <p>व्याकरण पुनरावृत्ति</p> <p>अभी तक कक्षा में करवाए गए व्याकरण विषयों को दोहराया जाएगा</p> <p>{ 5 कक्षा }</p>	<p>- छात्र विलोम शब्दों के द्वारा किसी शब्द या वाक्य का उल्टा अर्थ बता और लिख पाएंगे। विलोम शब्दों के प्रयोग कर उनसे वाक्य रचना कर पाएँगे। {कम से कम ४ से ५}</p> <p>-व्याकरण विषयों की पुनरावृत्ति द्वारा छात्रों में विषय से सम्बंधित रुचि उत्पन्न होगी और भाषा ज्ञान विकसित होगा।</p>	<div data-bbox="936 196 1289 667"> <p>Freedom Fighters of India - 1 आज़ादी के सेनानी - 1</p>  </div>		<p>- श्रुतलेख और शब्दावली</p>
--	--	---	--	--	-----------------------------------