




**TAGORE INTERNATIONAL SCHOOL
VASANT VIHAR, NEW DELHI
PARENT SYLLABUS - CLASS IV
APRIL-MAY (SESSION 2021–2022)**

Subject	No. of period / Topics Covered	Learning Outcome	Activities	Assessments
ENGLISH	<p><u>COURSEBOOK</u></p>  <p>Bambi</p> <ul style="list-style-type: none"> List of new words Word Meaning Make Sentences MCQ Q & A <p><u>Poem</u></p> <p>Mela Menagerie</p>  <p><u>LITERATURE READER</u></p>	<p>Each child will be able to-</p> <p>read aloud the given text using correct pronunciation</p> <p>comprehend the story while reading the same</p> <p>respond verbally/in writing to questions based on a story or poem heard or read</p> <p>describe briefly, orally/in writing about events, places and/or personal experiences</p> <p>write dictation of words</p> <p>use dictionary to find the meanings of difficult words</p> <p>construct meaningful sentences with at least 5 difficult words.</p> <p>answer some factual and inferential questions</p>	<p>Reading(verbal linguistic)</p> <p><u>Experiential Learning</u></p> <p>Chain Stories with stick puppet characters</p> <p>All students will create a stick puppet of a character or thing.</p> <p>Teacher starts the story using the character created by her and each student keeps adding to the story using their imagination along with adding a stick puppet character or a thing made by them.</p> <p>https://www.youtube.com/watch?v=uW0RnxjxLp0</p> <p>Watch the story 'Birds and Hunter' and state the reasons for banning poaching.</p> 	<p>Teacher designed worksheets</p> <p>Google form:</p> <ul style="list-style-type: none"> MCQ Short answers Fill ups <p>Spell check</p> <p>Vocabulary Worksheets</p> <p>Creative Writing Worksheets (Rubrics: ideas, creativity, sentence structure and organization of thoughts)</p> <p>Comprehension worksheets</p> <p>Conversations</p>

The Nightingale



USAGE

Revision Worksheet on Usage

Naming words



Abstract & Concrete
naming words

Countable and
uncountable nouns

VOCABULARY

Prefixes and Suffixes

DICTIONARY

Alphabetical order
Guide words

WRITING

Creative writing

Vocabulary List

recite the poem with correct
pronunciation, intonation and
pauses

observe (look around) and enlist
the various nouns they see

apply grammar concepts in
everyday speaking and writing

solve simple crossword puzzle

<https://www.youtube.com/watch?v=VLouLuvtDhE>

Activity- Mela Fun!



Observe the given picture of an Indian Mela
and make a list of at least five pairs of words
in English and Non-English.

For example- Ice gola, wet mehendi etc.

Now add two stanzas to the poem Mela
Menagerie, using above pairs of words and
rhyming words keeping the theme of the
poem in mind.



Crossword time!

Crossword worksheet based on concrete and
abstract nouns

Kinesthetic activity on abstract and concrete naming words

Newspaper activity

Cut out a news article from
the newspaper. Read and
underline all the naming
words in it. Paste it in the
notebook.



Quizizz

Live worksheets

Kahoot

Online games

wisdom
asleep
hastily
nodding
impatience
glide
raged
whisper
puzzled
terrified
cautiously
motion
amazed
hooves
ascending
descending
predecessor
successor
place value
face value
resources
renewable
exhaustible
preserve
fossil fuel

Board Game:
Eureka!



Students choose any 12 words from the word wall and write in the 4X3 grid. Teacher calls out synonyms of the words from the word wall. If a player has marked all squares in a row – vertically or horizontally – he/she shouts: ›Eureka‹

Enjoy the online game based on
Countable and Uncountable nouns

<https://www.turtlediary.com/game/sort-nouns-as-countable-or-uncountable.html>

Word game:

Creating opposite words using the given prefixes and

creating new words using root words and suffixes

Online game

<https://www.roomrecess.com/games/PrefixPopper/play.html>

हिन्दी

चतुर आकाश



कालांश 4

कविता वाचन,
शब्दार्थ, नवीन शब्द ,वाक्य
रचना ,प्रश्नोत्तर
स्वाभाविक दान



कालांश 4

कविता वाचन,
शब्दार्थ, नवीन शब्द ,वाक्य
रचना ,प्रश्नोत्तर एवं विभिन्न
प्रकार के प्राकृतिक
दानिये से जुड़ी जानकारी
प्राप्त करना |

व्याकरण बोध

कालांश ३

वर्ण विचार

वर्णों के प्रकार के बारे
जानना |स्वरों में दीर्घ और
लघु का अर्थ समझना |
संयुक्त वर्णों को पहचानना
एवं व्यंजन वर्ण स्वरों की

प्रत्येक छात्र -

नये शब्दों के अर्थ सीख सकेगा |
परिवार के प्रति अपनी भूमिका निश्चित
करना सीख सकेगा |
कठिनायों के समय भी सचेतना से
कार्य करने का गुण ग्रहण कर सकेगा
|

प्राकृतिक वस्तुओं की उदारता से
उदार भाव सीख सकेगा |

नवीन शब्दों के अर्थ सीख सकेगा |
कविता की पंक्तियों का भावार्थ प्रकट
करना सीख सकेगा |
अपनी वस्तुओं को किसी जरूरतमंद को
देना सीख सकेगा |

समाचार गतिविधि -

छात्र समाचार पत्र में से किसी भी आलेख का चाय
करके उसमें संज्ञा शब्दों को रेखांकित करेगा |

बोर्ड गेम

पर्ची खोलो शब्द बताओ



<https://www.youtube.com/watch?v=4YQ0LZ8wxDE>

घमंडी गुलाब | अभिमानी गुलाब की कहानी
सुने समझें और आनन्द करें



गर्इड आर्ट (आदिवासी कला)

का प्रयोग कर हवा में लटकता हुआ गोलाकारया
चौकोर शुभ संकेत यंत्र गतिविधि

कक्षा में चर्चात्मक शैली का
प्रयोग |

गूगल फॉर्म
गूगल डॉक
अभ्यास पत्र पी.डी.एफ
मूल्यपरक प्रश्नात्मक शैली

पुनरावृत्ति शैली
क्या खोया क्या पाया शैली

कविता वाचन
अनुच्छेद लेखन
श्रुतलेख परीक्षा
पठन वाचन
अपठित गद्यांश
पाठांश पत्र

सहायता से बोले जाते हैं ,
जानना
मात्राएँ
उच्चारण के आधार पर
मात्रा पहचानना , ऋ की
मात्रा का प्रयोग एवं
उच्चारण समझना ।
गिनती १० -२० तक
शब्दों एवं अंकों में हिंदी
को गिनती लिखना ,बोलना
सीखना
संज्ञा
कालांश ३
संज्ञा क्या है ? समझना ।
भाववाचक संज्ञा को न छू
सकते हैं, न चख सकते हैं
और न ही देख सकते हैं
भाववाचक संज्ञा को सिर्फ
महसूस किया जाता है
समझना
अनुच्छेद लेखन –
श्रुतलेख ,अपठित गद्यांश
,पठन पाठन ,कविता
वाचन,भाषायी कौशल

वर्णों के आकार प्रकार से स्वर और
व्यंजन वर्णों की पहचान करना सीख
सकेगा ।
स्वरों की संख्या बता सकेगा ।
व्यंजन वर्ण किसकी मदद से बोले जाते
हैं सीख सकेगा ।

मात्राएँ कितनी होती हैं सीख सकेगा।
शुद्ध मात्रा प्रयोग सीख सकेगा ।
हिंदी की गिनती लिखना सीख सकेगा
और बोलना सीख सकेगा ।
संज्ञा शब्दों की पहचान करना सीख
सकेगा ।



अनुच्छेद लेखन

यदि बादल न होते

रचनात्मक गतिविधि

दृश्यात्मक गति०

चित्रों की भाषा पहचाने

अनुसंधान कार्य :

जल के स्रोत कितने?

अनुभवात्मक गतिविधि -

आइये अपनी रसोई में कुछ मिनट तो बिताइए
बिना आग को हाथ लगाये मज़ेदार पकाइए ।

MATH

Large Numbers



(5/ 6-digit numbers)

- Indian place value chart
- Reading & writing large numbers
- Face value & place value
- Expanded notation of a number
- Successor & predecessor
- Comparison of numbers, ascending and descending order
- Forming numbers

Each learner will be able to:

- Draw a place value chart up to lakhs
- Read and write 5/6-digit numbers in the Indian system and use them in daily life
- Write numbers in words and vice versa
- Compute place value and the face value of a given number and solve questions based on them.
- Use place value to write 5- and 6-digit numbers in the expanded form and vice versa
- Determine the predecessor and successor of a given number
- Compare 5- and 6-digit numbers and arrange them in ascending and descending order
- Make the greatest and the smallest number with the given numbers

Subject Integration What's Inside!

Collect facts about the human body - number of bones, muscles & taste buds and represent it in the PV chart.

Experiential Learning PLACE VALUE SLIDER!



Students design / create a number slider and use it to make all possible numbers using the given digits. They also try to find the rule to make the greatest & the smallest number with the given digits

[.https://www.youtube.com/watch?v=3UvOmZ0cK-o](https://www.youtube.com/watch?v=3UvOmZ0cK-o)

A TALE TO REMEMBER



To write the successor and predecessor of numbers given in a story

Art Integration Rap it Up!

Teacher designed worksheets on large numbers

Quizzes / crossword puzzles

Liveworksheet.com

Google form :

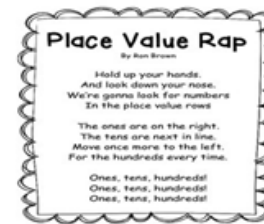
- MCQ
- Short answers
- Fill in the blanks
- True/False
- Analogy
- Match the following
- HOTS

Asset Based Worksheet

Value based worksheets

● Roman Numerals

- Identify the symbol corresponding to Hindu -Arabic numeral
- Apply rules and write Roman numerals.
- Write Roman numerals for Hindu Arabic numerals up to 500



To present a self-composed rap on the concepts based on large numbers.

**Row-Man
(Board Game)**



1. Form the smallest 3-digit number using the digits on each dice.
2. Write Roman Numerals for the smallest number formed using symbol counters.

Correct answer:


move 3 steps forward.



Incorrect answer:


move 1 step backward.

Look Around!

Framing questions & answering "What if" questions

			 <p>Pick example from real life where Roman numerals are used</p>	
EVS	<p><u>Recap class III concepts</u></p> <p><u>Parts of a plant</u></p> <p><u>The living World</u></p>  <p>Characteristics of living beings</p> <p>Feeding</p> <p>Breathing</p>	<p>Each child will be able to –</p> <p>Recognize 4-5 living and non living things</p> <p>Differentiate between living and non living things</p> <p>Enlist similarities between animals, plants , human beings (based on movement, food, shelter, growth etc) –</p> <p>List the special features of living things and reason out why a thing is living or non living</p> <p>Distinguish between humans , plants and animals</p> <p>Compare and contrast the different animal groups</p>	<p>Hands on :</p> <p>Leaf Rub:</p>  <p>Make a leaf rubbing :</p> <p>Simply lay the leaf on the table and cover with a white sheet of paper. Then take a crayon or coloured pencil to rub back and forth across the paper revealing the outline and the vein</p>	<p>google form</p> <p>Self assessment</p> <p>Peer Assessment</p> <p>Analogies</p> <p>Practice /revision Worksheets on all the concepts through anchor charts</p> <p>Kahoot Quizizz Padlet</p> <p>Teacher based rubrics of projects</p> <p>Teacher designed worksheets</p>

<p>Process of photosynthesis</p> <p>Throwing out wastes</p> <p>Feeling Growth Reproduction</p> <p><u>Our Natural Resources</u></p> <p>Sources:</p> <p>water</p> <p>air</p> <p>soil</p> <p>forests</p> <p>metals</p> <p>coal and petroleum</p> <p>PUBLIC PROPERTY</p> <p>(project and activity based)</p> <p>Vertebrates</p> <p>Invertebrates</p> <p>photosynthesis</p> <p>transpiration</p> <p>respiration</p> <p>excretion</p>	<p>Identify simple features (movement, growth etc) for surrounding plants and animals</p> <p>Identify and draw the parts of a leaf</p> <p>Describe the process of photosynthesis</p> <p>Compare and contrast the process of breathing and photosynthesis</p> <p>List the different types of breathing organs in animals.</p> <p>Predict the response and movement of living things</p> <p>Recognize the waste products of plants and animals and list them</p> <p>Observe the growth of seed to a seedling</p> <p>Analyze the role of reproduction in continuation of life on earth</p> <p>classification of resources</p> <p>differentiate between renewable and non -renewable resources (2-3)</p>	<p>pattern of the leaf.</p> <p>Try to use colours similar to the colours of the actual leaf.</p> <p>(Intrapersonal, spatial)</p> <p><u>Plants drinking water</u></p> <p>How do plants absorb water?</p> <p>(Observation, Application, Analysis)</p>  <p>Art integration :Warli art of living beings oa bookmark.</p>  <p><u>EXPERIENTIAL:</u></p> <p>Regrow kitchen activity</p> <p>You can grow certain foods yourself.</p> <p><u>LIFE SKILLS</u></p>	<p>Google form</p> <ul style="list-style-type: none"> • MCQ • Short answers • Match the following <p>Live worksheets</p> <p>Web chart on features features of living livingthin things.</p> <p>Asset based workshee worksheets</p> <p>Design a poster for your class 4</p> <p>friends to explain the process of photosynthesis to them. You can use sentences and short paragraphs but make sure you use many illustrations.</p>
---	---	--	---

	<p>Reproduction</p> <p>renewable</p> <p>resources</p> <p>exhaustible</p> <p>preserve</p> <p>fossil fuel</p> <p>wisdom</p> <p>asleep</p> <p>hastily</p> <p>nodding</p> <p>impatience</p> <p>glide</p> <p>raged</p> <p>whisper</p> <p>puzzled</p> <p>terrified</p> <p>cautiously</p> <p>motion</p> <p>amazed</p> <p>hooves</p> <p>proper noun</p> <p>common noun</p>	<p>state the importance of natural resources and explain their role in our daily life</p> <p>voice opinions on conservation of natural resources</p> <p>suggest 3-4 ways for reduce ,reuse and recycle our resources</p> <p>restate the formation of coal and petroleum</p>	<p>GRANDMA'S MAGIC</p> <p>List any three home remedies for common ailments using plants/plant products.</p> <p>(Tabular form)</p> <p><u>INTERDISCIPLINARY</u></p> <p>Design a flyer in Ms-Word on 'Natural Resources' using shapes, pictures, Word Art</p> <p>(spatial, apply, naturalistic)</p> <p><u>Reflection activity - Research</u></p> <p>Think of different ways in which we use natural resources in our daily lives. Make a list of the things you have used since morning. You may start with water used for brushing, then the toothbrush, soap and so on .In how many of these one or more natural resources has been used.</p> <p>(analyse, interpersonal, observational)</p> <p>Board game on Natural Resources</p>  <p>Make the board .Print some pictures of the natural resources.</p> <p>Make some card and write some questions related to each resource. Roll a die and challenge your friend.</p>	<p><u>Value Based</u></p> <p>Our school has increased the number of Solar Panels and have set up the paper recycling unit. How are these steps useful in the conservation of Natural Resources?</p> <p>What values do you imbibe from the initiative taken by your school?</p>
--	--	---	---	--

