






TAGORE INTERNATIONAL SCHOOL
VASANT VIHAR, NEW DELHI
PARENT SYLLABUS (2020-21)
CLASS VI
April-May

Subject	Topics Covered/ No. of Periods	Learning outcome	Activities	Assessments
Math	Chapter 1 KNOWING OUR NUMBERS (10)	<p><u>Each student will be able to:</u></p> <ul style="list-style-type: none"> - Mark place and period of all digits of any 8-digit natural number - Write the place value of all digits of any 8-digit natural number - Write numbers in words and vice versa, using both the Indian system and the international system of numeration - Write expanded form of given numbers and build numbers from expanded notation - Compare and arrange numbers from smallest to greatest and vice versa - Build greatest and smallest numbers using the 8-given digits - Write successor and predecessor of numbers - Round off numbers 	<p>Students use the media or internet to look for real-life situations where large numbers are used. Use these numbers to practise conversions .</p> <p>Find Correct Place Value</p>  	<p>4 Educsoft assignments were generated</p> <p>MCQ & SHORT QUESTIONS – 15 marks</p> <p>Google form and google doc created .</p>

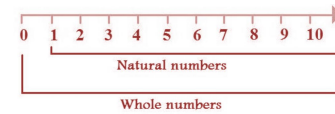
Chapter 2
Whole Numbers (10)

- Convert Roman numerals to Hindu Arabic numerals and vice versa
- able to answer brain teasers as warm up exercise .
- to use metric conversions to solve real life situations (exercise 1.2)
- Identify and name the properties
- Apply properties of whole numbers to compute sum, difference and product
- Read, comprehend and solve statement questions using the properties of whole numbers and the 4 basic operations
- Frame and solve statement questions
- Observe and complete the number patterns based on four basic operations

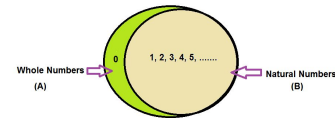


Question Bank


Plotting a Number on a Number Line




Venn diagram



Observe the pattern



<p>English</p>	<p>MCB</p> <p><u>UNIT1: TECHNOLOGY</u></p> <p><u>Section I:</u></p> <p><u>From Tablet to Tablet (3)</u></p> <p><u>Section III :</u></p> <p><u>Dear Santa ,Did You Get My Tweet? (Poem) (2)</u></p> <p><u>UNIT 2 :LEARNING IS FUN</u></p> <p><u>Section I :</u></p> <p><u>The Classroom in the Train(3)</u></p> <p><u>Section III:</u></p> <p><u>A Teacher for All Seasons(poem)(1)</u></p> <p><u>(to be continued in July)</u></p> <p><u>GRAMMAR and Vocabulary</u></p> <p><u>Sentences(2)</u></p> <ul style="list-style-type: none"> ● <u>Imperative</u> ● <u>Assertive</u> ● <u>Interrogative</u> ● <u>Exclamatory</u> 	<p>Each student will be able to:</p> <p>- pronounce the new words correctly</p> <p>-look for one synonym and one antonym for the words(new terminology) using the dictionary</p> <p>-construct meaningful sentences with new terminology</p> <p>-punctuate the given content</p> <p>-trace an elements of fun ,joy and learning in the lesson/poem</p> <p>-justify the theme of the unit using words/phrases/interpretations from the chapters/poem.</p> <p>- identify the value point in the plot/text</p> <p>-answer probing questions</p> <p>-write a short paragraph within the specified word limit following the outline/framework. (refer to the guidelines and checklist given)</p> <p>-identify the kinds of sentences , subject and predicate in a sentence</p>	<p>-pre-class reading assigned</p> <p>- New terminology discussed (synonyms/antonyms)</p> <p>-framing of sentences using new words</p> <p>NEW VOCABULARY</p> <p>https://www.youtube.com/watch?v=ySEUio42W8</p> <p>https://www.youtube.com/watch?v=3X0hWrwFI3E</p> <p>https://www.youtube.com/watch?v=x-wn3SD13wk</p> <p>Subject and Predicate</p> <p>https://www.youtube.com/watch?v=LBO8jq1WYhU</p> <p>-Fact files:Kenn Nesbitt,Tetsuko Kuroyanagi,Joanna Fuchs</p> <p>-character sketch of Totto -chan</p> <p>-design / draw your own tablet with exciting features and display in your room. (section -I-UNIT-1)</p> 	<p>- Reading ,Listening,speaking and writing activities assigned</p> <p>-Worksheets and questions-on the content covered, comprehension ,Grammar and Vocabulary)</p> <p>-Short paragraph writing</p> <p>Handout-guidelines and checklist</p> <p>-Assessment of Speaking Skill through oral reading and discussion.</p> <p>-Google forms assigned on 08,11 and 13 May</p> <p>-Practise assessment on 18 May</p> <p>-Google docs assigned for writing skill on 13 and 15 May for practice only</p>
----------------	--	--	--	---

Subject Predicate(1)

- differentiate between subject and predicate
- antonyms and synonyms
- Use of Punctuation marks

WRITING SKILL(2)

Short Paragraph writing-Draft

1

-Singing Session -I Have a Dream...



<https://www.youtube.com/watch?v=MIJHH9Smgtk>

POEM- THE CHERRY TREE:

<https://www.youtube.com/watch?v=yQB1hEb-NqM>

-newspaper activity on *J.K. Rowling*



POEM:

<https://www.youtube.com/watch?v=0aihrKa10ws>

-Illustration(poem)to express gratitude towards the teacher(section-1-UNIT-2)



<p>Social Science</p>	<p>History- The Earliest societies (along with selected portion of Mesolithic and Neolithic Age)</p> <p>(8)</p> <p>Civics Prejudice and Discrimination (7)</p>	<p>Each student will be able to:</p> <p>History:</p> <ul style="list-style-type: none"> Describe the various stages in the evolution of the early man. State the meaning of: Stone Age and explain its classification into Palaeolithic Age, Mesolithic Age and Neolithic Age. Enumerate the living pattern of the Palaeolithic man. Explain the tools used and discoveries made by the Palaeolithic man. Identify how fire was discovered by Early man State the importance of wheel to Early man. <p>Civics-</p> <ul style="list-style-type: none"> State the meaning of prejudices and give examples State the meaning of stereotypes and give examples of some 	<p>History -</p> <ul style="list-style-type: none"> Scanned pdf pages of the topic for reading and reference Notes and ppt for reference Schematic Organisation of information Related video links : evolution of man 4.31 minutes https://youtu.be/SkgYoTH3Xlc Youtube video Stone Age (Paleolithic Age) - CBSE NCERT Social Science – video url https://www.youtube.com/watch?v=BYenAJSel2w teachingideas.co.uk/history/stoneagefactcards.pdf Map of India to show the sites of the Palaeolithic Age <p>Civics -</p> <ul style="list-style-type: none"> Picture reading activity : 	<p>Assessment through:</p> <p>History-</p> <ul style="list-style-type: none"> One Worksheet Assignment questions Two Google forms One Google doc. <p>Civics -</p> <ul style="list-style-type: none"> One Worksheet Assignment Questions
------------------------------	--	---	---	--

	<p><u>Geography</u> Latitudes and Longitudes (4)</p>	<p>common stereotypes</p> <ul style="list-style-type: none"> ● Explain how prejudices leads to discrimination and inequality amongst people ● Establish a link between racial discrimination and inequality ● Enlist the provisions in our constitution that promote equality. <p>Geography-</p> <ul style="list-style-type: none"> ● Define - Parallels of Latitudes, Latitude of a place, Equator ● Name the 5 important parallels of latitude 	  <ul style="list-style-type: none"> ● Scanned pdf pages of the topic for reading and reference ● Notes and ppt for reference ● Slogan writing activity on the topic - Apartheid/ Caste system ● Related video links: https://www.youtube.com/watch?v=2f2k6iDFCL4 https://www.youtube.com/watch?v=S7yvnUz2PLE <p>Geography:</p> <ul style="list-style-type: none"> ● Scanned pdf pages of the topic for reading and reference ● Notes and ppt for reference 	<p>Geography:</p> <ul style="list-style-type: none"> ● One Worksheet ● Assignment Questions
--	--	--	--	--

		<ul style="list-style-type: none"> ● Explain the role of parallels in dividing earth into heat zones and Describe each Heat zone. ● Define longitude and meridians of longitude. 	<ul style="list-style-type: none"> ● Recorded lessons (with teacher explaining the content/concepts) ● Related links : https://www.youtube.com/watch?v=MjDqhLUzCpE For entire chapter-youtube video Latitude and Longitude-Andy jensen video url https://www.youtube.com/watch?v=swKBi6hHHMA 	Social Science Assessment in Google form (MCQ's Format) = 15Marks
Hindi	पाठ-१जीवन पाठ-२तीर्थ तिलोनिया पाठ -४मैत्री गान कालांश ८ (कौशल संगीत मय विचारात्मक बोधात्मक तार्किकता बुद्धि) <u>व्याकरण</u> भाषा बोली लिपि संज्ञा सर्वनाम पर्यायवाची <u>लेखन</u> अपठित गद्यांश अनुच्छेद लेखन कालांश ८ <u>बाल रामायण</u> परिचय	प्रत्येक छात्र निम्न कार्य कर पाएंगे। १-छात्र प्रकृति के परोपकारी स्वरूप से परिचित होंगे वे प्रकृति के प्रति संवेदनशील बनेंगे तथा सह अस्तित्व के महत्व को जान सकेंगे इसी के साथ छात्र प्रकृति के विभिन्न उपादानों के महत्व उचित उपयोग तथा संरक्षण को समझ सीख सकेंगे इस बारे में दूसरों को जागरूक भी कर सकेंगे। २-छात्र जल संरक्षण और संग्रहण के विषय में जागरूक होंगे और दूसरों को भी जागरूक कर सकेंगे वह मिलजुल कर कार्य करना सीखेंगे। उनमें कर्मठता आत्मनिर्भरता सामाजिक एकता तथा सहकारिता जैसे जीवन मूल्यों का विकास होगा। पाठ का शुद्ध वाचन प्रत्येक छात्र कर सकेगा।	रचनात्मक कार्य (कला समावेश कठपुतली का निर्माण) आधुनिककाल में जल संरक्षण के विभिन्न उपाय गतिविधि कहानी तथा लेखन में सर्वनाम तथा संज्ञा की पहचान। संगणक प्रस्तुति के माध्यम से अभ्यास। मौखिक चर्चा खेल गतिविधि। आओ मिलकर ज्ञान बांटो गतिविधि। निम्न यू ट्यूब लिंक द्वारा। https://youtu.be/G0KhjwLz008	गूगल आलेख व प्रपत्र द्वारा मूल्यांकन मौखिक चर्चा द्वारा। व्याख्यात्मक अभ्यास पत्र के माध्यम से। लिखित प्रश्नों के माध्यम से। मौखिक तथा लिखित कार्य की चर्चा व जाँच द्वारा। अभ्यासकार्यपत्र की चर्चा व निरीक्षण द्वारा

	<p>अवधपुरी में राम कालांश २</p>	<p>३-छात्रों में स्वस्थ प्रतियोगिता की भावना विकसित हो सकेगी। वह मैत्री प्रेम स्नेह त्याग आदर जैसी भावना को समझने में समर्थ हो सकेंगे प्रतिद्वंदी की प्रतिभा का मान सम्मान करना सीख सकेंगे पाठ का भावानुसार वाचन कर सकेंगे।</p> <p><u>व्याकरण</u></p> <p>१ भाषा के विभिन्न रूपों की पहचान कर पाएगा तथा कुछ ३-४ तरह की भाषाओं के नाम छात्र बता पाएगा।</p> <p>२ संज्ञा तथा सर्वनाम की पहचान कहानी अनुच्छेद आदि में कर पाएंगे।</p> <p>३ पर्यायवाची शब्दों के माध्यम से नवीन शब्दकोश बना पाएगा।</p> <p>४ सृजनात्मक लेखन के माध्यम से लेखन कौशल का विकास हो पाएगा।</p> <p><u>बाल रामायण</u></p> <p>१ प्रत्येक छात्र समर्पण व त्याग की भावना को समझ सकेगा</p> <p>२-सच्चाई अच्छाई बुराई के अंतर को समझ सकेगा।</p> <p>३- सच की जीत बुराई पर अच्छाई की जीत के संबंध को समझ सकेगा।</p>		
--	-------------------------------------	--	--	--

<p>Science</p>	<p>1. Food: Where does it come from? (4-5 classes)</p> <p>2. Components of food (6 classes)</p> <p>3. Fibre to fabric (5-6 classes)</p> <p>4. Changes around us (to be continued in July) (3 classes taken in May)</p>	<p>Each child will be able to:</p> <p>list at least three functions of food.</p> <p>suggest the ingredients used to prepare their lunch box item of that particular day.</p> <p>categorize the given food items into two groups as plant or an animal sources.</p> <p>classify the listed food items on the basis of their edible parts.</p> <p>compare and contrast between fruits and vegetables.</p> <p>recognize the four steps involved in honey formation</p> <p>differentiate between animals on the basis of their food habits.</p> <p>Each child will be able to:</p> <p>list the various nutrients present in food</p> <p>specify at least one function of each nutrient</p> <p>suggest any one source of each nutrient</p> <p>state any three functions of water in our body</p> <p>identify the presence of protein , fat and</p>	<p>Chapter 1 FOOD: Where does it come from Activity- HEALTH ON MY PLATE (Experiential learning) Technology Integration Choose any one meal of the day. Explore the nutrients present in different food items of that meal. Make a short video highlighting the nutrients and the health benefit you will get with that meal. (logical reasoning/ knowledge/ understanding/ analyzing)</p> <p>Chapter 2 Components of food Activity- ART INTEGRATION Deficiency diseases- Comic strip activity (Spatial intelligence/ verbal linguistic)</p> <p>Chapter 3 Fibre To Fabric Activity-to weave a paper fabric using two different coloured origami sheets.</p>	<p>One worksheet with each lesson. One question bank. Google forms for practice Written assignments in Google classroom</p> <p>Educosoft assignment was generated on 20 April 2020 (MONDAY) Topic: Food and Nutrition</p> <p>Educosoft assignment was generated on 27 April 2020 (MONDAY) Topic: Carbohydrates</p> <p>Educosoft assignment was generated on 4 May 2020 (MONDAY) Topic: History of clothing material</p> <p>Educosoft assignment was generated on 25 May 2020 (MONDAY)</p>
-----------------------	---	---	--	---

		<p>starch (carbohydrate) in food samples</p> <p>create a balanced diet chart</p> <p>list three precautions to be taken while cooking so as to preserve the nutrients</p> <p>name the various deficiency diseases and enumerate any one symptom of each deficiency disease</p> <p>Each child will be able to:</p> <p>differentiate between natural and synthetic fibres (by touch)</p> <p>list at least two advantages and two disadvantages of natural as well as synthetic fibres</p> <p>compare and contrast between cotton and jute</p> <p>define-spinning, ginning, retting</p> <p>construct a weave using two different coloured origami sheets</p> <p>suggest one point of difference between knitting and weaving</p> <p>categorize the given clothing items into woven or knit items</p>	<p>(kinesthetic/ Spatial)</p> <p>creating</p> <p>Chapter 6 Changes around us</p> <p>Graphic organiser of any 10 changes you observe in your surroundings (spatial)</p>	<p>PRACTICE ASSESSMENT WAS TAKEN (15 Marks) in google forms- Scores released</p>
--	--	---	---	---