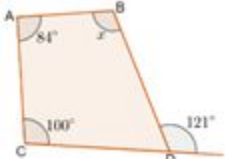


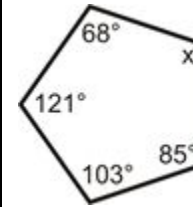


TAGORE INTERNATIONAL SCHOOL
VASANT VIHAR, NEW DELHI
PARENTS SYLLABUS (2020-21)
CLASS VIII
April-May


Subject	Topics Covered/ No. of Periods	Learning Outcome	Activities	Assessments
Math	RATIONAL NUMBERS <ul style="list-style-type: none">● Recall of natural numbers, whole numbers, integers,● Rational numbers. and basic operations on them● Properties of rational numbers● Negative of a number● Reciprocal● Distributivity of Multiplication over Addition and subtraction● Representation of rational numbers on the number line● Rational numbers between two rational numbers	Each child will be able to : <ul style="list-style-type: none">● Recall properties of rational numbers● Define rational numbers● Determine/ list properties of rational numbers● Plot a given rational number on the number line● Solve the questions based on the properties of rational numbers.● Find rational numbers between any two given rational numbers● Recognize a quadrilateral and name its parts● Find the angles of a quadrilateral● Define various types of quadrilaterals● List the properties of kite, trapezium & parallelogram● Apply properties to solve questions	The 'Do it Now' Questions Newspaper activity: CHECK YOUR APTITUDE (Google Classroom) Entry ticket to the class Find the unknown angle 'x'  CHALLENGER!! – Find 'x'	Educosoft assignments – 3 assignments generated Practice assessments on Google forms MCQ-1 – 10marks MCQ & SHORT QUESTIONS – 15 marks Worksheets <ul style="list-style-type: none">● Objective type● Assignment sheet● Recap worksheet – Understanding Quadrilaterals

UNDERSTANDING QUADRILATERALS

- Introduction Recap
- Polygons
- Classification of Polygons
- Angle Sum Property
- Sum of the measures of the exterior angles of a Polygon
- Kinds of quadrilaterals
- Some special quadrilaterals – kite, trapezium, parallelograms



QUADRILATERAL ACTIVITY: 'PARALLELOGRAM CLUB'



Trapezium and Kite

<https://www.geogebra.org/m/zWE66a9A>

Interactive site

<https://www.geogebra.org/m/wZm8uYwy>

ART INTEGRATION:

https://www.youtube.com/watch?v=WMkY_ultu9Q

Quadrilaterals Song | Types of Quadrilaterals | Classifying Quadrilaterals

English

Each child will be able to -

- read the chapter loudly and clearly.
- identify key themes.
- frame answers to questions based on the texts.
- state reasons for folktales and legendary stories being important to a culture
- compare and contrast the character traits of the characters.
- describe his/her place of fantasy .
- Identify figures of speech (eg simile,refrain).
- create a sequence of events.
- apply the correct punctuation marks to speech
- -write a letter to the editor.
- explain the given proverbs in his/ her own words.
- Identify proverbs that can fit into the given situations.
- create a short story using the guidelines suggested.

***Activity Sheets 1,2- Personal Views on the lockdown**

HOW I'M FEELING

WORDS TO DESCRIBE HOW I FEEL:

HOW MY FACE LOOKS

WHAT I HAVE LEARNT MOST FROM THIS EXPERIENCE:

I AM MOST THANKFUL FOR

THE 3 THINGS I AM MOST EXCITED TO DO WHEN THIS IS OVER:

- 1
- 2
- 3

***Activity Sheets 3,4,5-Vocabulary Building**

MY COMMUNITY

COLOUR THE HOUSE TO LOOK LIKE YOURS!

WHERE I AM LIVING DURING THIS TIME:

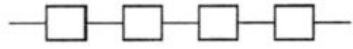
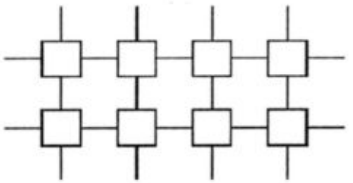
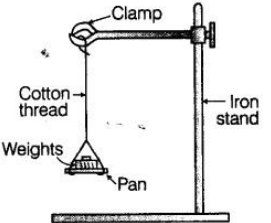
WHAT THINGS ARE YOU DOING TO HELP FEEL CONNECTED/PAVE FOR OUTSIDE (e.g. trees in windows, chalk notes on sidewalk, etc):


HOW ARE YOU CONNECTING WITH OTHERS?

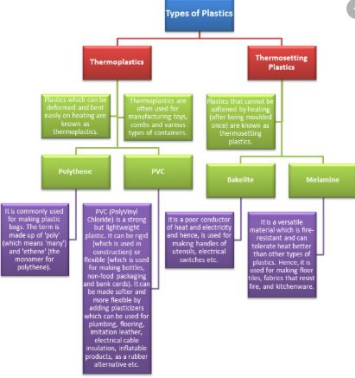
***Listening Skill Exercise**

			<p>*Assessment of Speaking Skill through oral reading and discussion.</p> <p>Words often Confused links- https://www.youtube.com/watch?v=3eAJCbFfLGg https://www.youtube.com/watch?v=7fuP9DeLxTk</p> <p><u>Punctuation links -</u> https://www.youtube.com/watch?v=iiinspRKGAY https://www.youtube.com/watch?v=JV87QtaspPw</p> <p>https://www.youtube.com/watch?v=JJ7BBjoXa14</p> <p><u>Greek Mythology Stories: The Essential - The Origins, The War and Rise of the Gods of Olympus</u></p> <p>https://www.youtube.com/watch?v=-lffKXuA2lg</p> <p><u>(Five Heroes of Greek Mythology</u></p>	
--	--	--	---	--


<p>Hindi</p>	<p>व्याकरण</p> <p>शब्द और पद</p> <p>साहित्य का परिचय</p> <p>वर्ण व्यवस्था</p> <p>चित्र वर्णन</p> <p>संज्ञा सर्वनाम</p> <p>संवाद रचना</p> <p>कारक</p> <p>लिंग</p> <p>वचन</p> <p>पत्र</p> <p>अनुच्छेद</p> <p>मधूप</p> <p>भविष्य</p> <p>असली याचक</p> <p>आखरी पता</p> <p>अमृत संचयन</p> <p>फूल का मूल्य</p>	<p>शब्द और पद में अंतर होता है बताएँगे वर्णों की पहचान करने में सक्षम होंगे चित्र का परिचय देते हुए विस्तार से लिखेंगे कारक की पहचान करने में सक्षम होंगे</p> <p>भविष्यत के पठन-पाठन से समाज के प्रति समर्पित होंगे एकता का अर्थ समझेंगे समतामूल समाज का निर्माण कर पाएँगे देश प्रेम त्याग समर्पण का विकास होगा कल आज और कल का अर्थ समझेंगे असली याचक के द्वारा निस्वार्थ प्रेम का भाव समझने में सक्षम होंगे दूसरों के दुःख दर्द को समझने में सक्षम होंगे भावनाओं का आदर करेंगे व्यक्ति नहीं वयकितव श्रेष्ठ है धन नहीं मानवता बड़ी है आखरी पता के द्वारा मनोविज्ञान और स्वस्थ्यमें संबंध समझेंगे मित्रता का भाव समझने में सक्षम होंगे परोपकार की भावना विकसित होगी सच्चे कलाकार के विषय में जानेगे</p>	<p>शब्द और पद में अंतर होता है बताएँगे वर्णों की पहचान करने में सक्षम होंगे चित्र का परिचय देते हुए विस्तार से लिखेंगे कारक की पहचान करने में सक्षम होंगे</p> <p>भविष्यत के पठन-पाठन से समाज के प्रति समर्पित होंगे एकता का अर्थ समझेंगे समतामूल समाज का निर्माण कर पाएँगे देश प्रेम त्याग समर्पण का विकास होगा कल आज और कल का अर्थ समझेंगे असली याचक के द्वारा निस्वार्थ प्रेम का भाव समझने में सक्षम होंगे दूसरों के दुःख दर्द को समझने में सक्षम होंगे भावनाओं का आदर करेंगे व्यक्ति नहीं वयकितव श्रेष्ठ है धन नहीं मानवता बड़ी है आखरी पता के द्वारा मनोविज्ञान और स्वस्थ्यमें संबंध समझेंगे मित्रता का भाव समझने में सक्षम होंगे परोपकार की भावना विकसित</p>	<p>लिखित तथा मौखिक कार्य के माध्यम से साप्ताहिक परीक्षा के द्वारा मौखिक रूप से यह कहानी आज लिखी गई होती तो _____? पाठ का प्रवाह चित्र आपस में वादविवाद श्रुतलेख के द्वारा</p>
--------------	---	--	---	---


			होगी सच्चे कलाकार के विषय में जानेगे	
Science	Synthetic Fibres And Plastics <ul style="list-style-type: none"> ● What are synthetic fibres ● Polymers ● Types of synthetic fibres ● Rayon Nylon ● Polyester ● Acrylic ● Characteristics of synthetic fibres ● Advantages of synthetic fibre over natural fibres ● Plastics ● Thermosetting and thermoplastics ● Plastics as materials of choice ● Plastics and the environment <p>(8 periods)</p>	Each child will be able to: <ul style="list-style-type: none"> ● Define synthetic fibres ● Define polymers ● State the characteristics and uses of rayon, nylon, polyester and acrylic ● Compare and contrast the properties of synthetic fibre and natural fiber ● Enlist the advantages and disadvantages of using synthetic fibres ● Draw a diagram to show linear and cross linked arrangement of units in plastics. ● Give at least two points of difference between thermosetting and thermoplastics. ● Give two examples each of thermosetting and thermoplastics. ● Give at least five properties of plastics which makes it a good choice for household articles. ● Give at least five reasons as to why use of plastics should be limited. ● Enlist at least 5 harmful effects of plastics on environment by using 	<p>Demonstration of polymers and its type (linear linked and cross linked) was carried out using safety pins during online class</p> <p>a) Linear arrangement:</p>  <p>b) Cross linked arrangement:</p>  <p>Activity 1- Tensile strength of fibres</p>  <p>Arrangement to determine the relative strengths of natural fibres and synthetic fibres.</p>	<p>Educosoft assignment -6</p> <p>Worksheet1 Worksheet 2 Worksheet3 Assignment 1</p> <p>Assessment using multiple intelligence 'Environment and Pollution'</p>

	<p>Coal and Petroleum</p> <ul style="list-style-type: none"> ● Exhaustible and inexhaustible natural resources ● Coal ● Products of coal- coke coaltar and coalgas ● Petroleum ● Natural gas ● Some natural resources are limited <p>(6 periods)</p> <p>Combustion and Flame</p> <ul style="list-style-type: none"> ● Combustion - definition ● Conditions for combustion ● Ignition temperature <p>(2 periods)</p>	<p>any medium . (multiple intelligence)</p> <ul style="list-style-type: none"> ● Give any two points of difference between inexhaustible and exhaustible natural resources along with examples. ● Participate and give at least one value point in the debate. ● Explain the formation of coal ● State the names of three products of coal ● Enlist the characteristics and uses of products of coal ● Explain the formation of petroleum ● State the major fractions obtained during refining ● Explain why fossil fuel should be used judiciously ● Ways to save petrol and diesel <ul style="list-style-type: none"> ● define combustion ● Enlist conditions under which combustion takes place <p>.Explain ignition temperature</p>	<p>Activity 2 - Water absorption by synthetic fibres Link was given followed by debate https://www.youtube.com/watch?v=MHutG0e58os</p> <p>Activity using multiple intelligence ' Environment and Pollution'</p>  <p>Debate- Is human greed at the core of modern day environmental issues</p> <p>Graphic organiser</p>	<p>Assignment on coal and petroleum</p> <p>Google form - 3</p> <p>Class test</p> <p>Trial assessment</p> <p>MCQ & SHORT QUESTIONS</p> <p>Practice assessments</p> <p>MCQ</p> <p>MCQ & SHORT QUESTIONS</p>
--	--	--	---	---

			 <p>Types of Plastics</p> <p>Thermoplastics</p> <ul style="list-style-type: none"> Plastics which soften on heating and harden on cooling are known as thermoplastics. Thermoplastics are often used for making toys, combs and various types of containers. <p>Thermosetting Plastics</p> <ul style="list-style-type: none"> Plastics that cannot be softened by heating after being moulded. Such are known as thermosetting plastics. <p>Polythene</p> <ul style="list-style-type: none"> It is commonly used for making plastic bags. The items made up of polythene are many and hence 'polythene' name is given to it. <p>PVC (Polyvinyl Chloride)</p> <ul style="list-style-type: none"> It is a strong and lightweight plastic. It can be used for making pipes, window frames, and various other items. <p>Bakelite</p> <ul style="list-style-type: none"> It is a poor conductor of heat and electricity and hence, it is used for making handles of electric switches, electrical switches etc. <p>Melamine</p> <ul style="list-style-type: none"> It is a versatile material which is fire-resistant and can tolerate heat better than other types of plastics. Hence, it is used for making floor tiles, fabrics that resist fire, and kitchenware. <p>Flipped class Cooperative learning Students presented the given topics in groups</p>	
<p>Social Science</p>	<p>History Ch-2-</p> <p>Colonisation of India</p> <ul style="list-style-type: none"> ● Mercantilism and trade wars ● Struggle for territory ● Growth of colonial army ● Establishment of political power - Trading companies ● English East India Company ● Birth of British Indian Army ● Battle of Plassey -Battle of Buxar ● Mysore wars ● Subsidiary alliance ● Doctrine of lapse 	<p>Each child will be able to</p> <ul style="list-style-type: none"> ● Outline the conflicting economic interests of the different European powers during the 17th-18th c with special reference to India. ● Explain the meaning of 'Mercantilism ●)Assess the causes and results of the Battles of Plassey, Buxar and the Carnatic wars. ● Describe the composition of the British Indian Army. ● State the transformation of the British from a trading company to a political power in India. ● Highlight the features of the subsidiary alliance and doctrine of lapse. 	<p>Assessment was carried out through assignment questions that were sent on the last slide of each PPT.</p> <p>The students were given a choice to do it on computer/laptop or plain sheets/ rough old notebook.</p> <p>An online Practice test was conducted when online classes started.</p>	

	<ul style="list-style-type: none"> ● British Conquest outside Bengal 			
	<p>Civics Ch-4</p> <p>Parliamentary Government: Union Legislature</p> <ul style="list-style-type: none"> ● Why India chose parliamentary form of govt ● Composition of the Parliament Lok Rajya Sabha Sabha ● Working of our union legislature ● Passing of a bill <ul style="list-style-type: none"> ● Accountability of the government ● Role of people 	<p><u>Each child will be able to:</u></p> <ul style="list-style-type: none"> ● Write about the composition of the Indian Parliament ● Draw comparison between the two houses of the Indian Parliament ● Describe the working of the union legislature ● Enumerate the functions of the union legislature. ● Compare the two houses of Indian Parliament. ● Write about the working of the union legislature. ● Describe the role of people in translating the felt needs into laws 	<p>KWL CHART - On Lok Sabha & Rajya Sabha</p> <p>Video Link: https://www.youtube.com/watch?v=B8ftMS2fVhg</p> <p>Class discussion on how a bill is passed.</p> <p>Rajya Sabha Members-list was shared showing members from each state.</p> <p>Share your views and experiences - Discussion on Protection of women from domestic Violence Act</p> <p>Picture study: Scanned textbook pages pg 20- sansad bhawan-New delhi</p>	<p>Assessment was carried out through-</p> <p>3 Assignments given as google forms.</p> <p>1 Assessment Test -MCQ Format in google form</p>
	<p><u>Geography</u></p> <p><u>Ch2</u></p> <p>Land, Soil and Water Resources</p>	<p><u>Each child will be able to:</u></p> <ul style="list-style-type: none"> ● list the different forms of land, soil and water resources ● highlight the importance of land as a resource 	<p>Loud reading during online class -from teacher's reference notes</p> <p>Related video link</p>	<p>Assessment was carried out through-</p> <p>1 Assignments given as google doc.</p>

	<ul style="list-style-type: none"> ●Land resources ●Soil resources ●Water resources ● Distribution, Utilisation and Conservation of these resources 	<ul style="list-style-type: none"> ● tell about the causes for their degradation; ● suggest some ways to conserve these resources. ● explain the factors leading to soil formation ● name the different soil types and mention its distinguishing feature ● explain the distribution of water on earth ● point out the need to conserve water and suggest ways to conserve 	https://www.youtube.com/watch?v=6pbdqm40KFw Picture study- Terrace farming, shelter belts mulching, strip cropping, embankments	Class participation assessment-1 mark 1 Practice Assessment Test -on 21 may- including objective type questions, short answers and long answers - given in google form
Sanskrit	पाठ्यपुस्तकम्- दिव्यम् - प्रथमपाठः- स्वास्थ्यैव धनम् द्वितीयपाठः - पुनर्मूषको भव तृतीयपाठः - अपूर्वः त्यागः चतुर्थपाठः - तुलस्याः महत्त्वम्(केवल पठनार्थम्) व्याकरणम्- क्त्वा, तुमुन्, ल्यप् प्रत्यय धातुरूप- अस् कृ क्रीड् (पंचलकारेषु) शब्दरूप बाल, कवि, फल, बाला ,नदी	प्रत्येक छात्र - कथानक में आए नवीन व कठिन शब्दों का परिचय बता सकेगा, - कथा का सरलार्थ कर सकेगा, - कथा आधारित प्रश्नों के उत्तर दे सकेगा । - प्रकृति-प्रत्यय विभाग व संयोग कर सकेगा । - कथा आधारित वाक्यों से कम से कम ४-५ प्रश्न निर्माण कर सकेगा। - प्रकृति-प्रत्यय विभाग व संयोग कर सकेगा । - धातुरूपों का वाक्यप्रयोग कर सकेगा।	शिक्षिकानिर्मित ध्वनि रिकार्डिंग व रचना सागर द्वारा प्राप्त अन्तर्जालीय पुस्तकीय लघुचलचित्र स्रोत व अभ्यासकार्य क्त्वा, तुमुन्, ल्यप् प्रत्ययों की सूची - अस् व कृ धातुरूप तालिका वाक्यपूर्ति हेतु वाक्यतालिका -शब्दरूप तालिका तथा स्रोत- http://tdil-dc.in/index.php?option=com_vertical&parentid=95&l	तुलसी का महत्त्व कट वाक्य- "तुलसी एकम् औषधम्" बताते हुए उसके गुणों को चित्र सहित लिखते हुए अनुसन्धानिक गतिविधि । प्राचीन समय में नारी शक्ति..... उपरोक्त वाक्य को अपने शब्दों से पूरा करने हेतु चलचित्रात्मक गतिविधि- 

	<p>रचनात्मक कार्यम् – *अनुच्छेद लेखन- “कोरोना संक्रमणकाल में सहायता/उपकार का महत्त्व”</p> <p>* चित्रवर्णनम् आधारित संस्कृतानुवाद</p> <p>* पत्रलेखनम्</p> <p>अपठित गद्यांश</p> <p>भाषागत अभिवर्धन -वाचन कौशल परीक्षण - स्वास्थ्य संबंधी नियमों का संस्कृत भाषा में वाचन</p>	<p>- उपकार' इस विषय पर ३-४ वाक्य लिख सकेगा,</p> <p>प्रत्येक छात्र-</p> <p>- अपठित गद्यांश के कम से कम ५ प्रश्नों के उत्तर लिख सकेगा, नवीन शब्दों के अर्थ बता सकेगा</p> <p>- चित्र के आधार पर कम से कम ५ सरल व शुद्ध वाक्यों की रचना कर सकेगा।</p> <p>- प्राप्त पत्र में यथोचित स्थान पर उचित शब्द से पूर्ति करके पत्र लिख पाएगा।</p> <p>-प्रत्येक छात्र स्वास्थ्यसंबंधी आदतों को ध्यान रखते हुए संस्कृतभाषा में वाचित कर सकेगा</p>	<p>ang=en</p> <p>तथा</p> <p>http://tdil-dc.in/san/skt_gen/generators.html</p>	<p>चित्राधारित शब्दों का वाक्यप्रयोग</p> 
French	<p>La Famille Vincent à la gare du Havre</p> <ul style="list-style-type: none"> ● Les moyens de transport ● Description of a train in France and in India. ● Les Pluriels ● Les verbes connaître et reconnaître 	<p>Students will be able to -</p> <p>List the parts of a train and how a railway station functions.</p> <p>Name the various modes of transport in France and compare them to those in India.</p> <p>Change the sentences from singular to plural forms.</p>	<p>Writing Skills -Décrivez la scène à la gare.</p>	<p>Question Bank</p> <p>Worksheet - Pluriels.</p>

	<p>(5 classes)</p> <p>Dans le Train</p> <ul style="list-style-type: none"> ● Explanation of the lesson ● Exercises of the lesson ● Conjugaison des verbes - Passé Composé with être <p>(6 classes)</p>	<p>Students will be able –</p> <p>Answer questions based on the lesson. List out the various facilities available in a train in France. Conjugate verbs in the past tense using être as auxiliare.</p>	<p>Speaking Skills - Décrivez un voyage par le train.</p>	<p>Question Bank</p> <p>Worksheet – Grammar – Passé Composé</p> <p>Class Test – L-1 & Grammar</p>
<p>Mandarin</p>	<p>Lesson 19 What is your hobby</p> <ul style="list-style-type: none"> ● The words relate to sports ● The usage of the word “爱好” ● The words relate to hobby ● Make paragraph in the topic of “ My hobby” <p>(5 classes)</p> <p>Lesson 20 Can you play tennis</p> <ul style="list-style-type: none"> ● New words ● Sentence pattern ● Different verb for “ play” sports-打, 踢, 玩 ● Song- Elephant 	<ul style="list-style-type: none"> ● Students can write the new words and speak ● Students can create sentences according to the sentence pattern ● Students can use the word “爱好” to make sentence ● Students will be able to Make paragraph in the topic of “ My hobby”do the speech for 10 sentences <ul style="list-style-type: none"> ● Students can write the new words and speak ● Students can create sentences according to the sentence pattern ● Student can use correct verb 	<p>https://sunsetridgechinese.weebly.com/what-is-your-hobby65311203203034029233229092615920160204065311.html</p> <p>Song Speech</p>	<ul style="list-style-type: none"> ● 10 sentences conversation ● Quiz ● Song- Elephant <p>Chinese Character-</p> <ul style="list-style-type: none"> ● Pictograph characters ● Pictophonetic characters ● Associative and compounds characters (optional)

	<p>(5 classes)</p> <p>Quiz (1 class)</p> <p>Chinese Character-</p> <ul style="list-style-type: none"> ● Pictograph characters ● Pictophonetic characters ● Associative and compounds characters ● Pinyin and tones <p>50 common phrase (1 classes)</p>	<p>for different sports</p> <ul style="list-style-type: none"> ● Students can sing the song and know the words in the song ● Students can know the history of how the Chinese characters were formed ● Student can categorise the words they learnt into these 3 types of characters ● Students can use these phrases to make a conversation 		
--	--	--	--	--