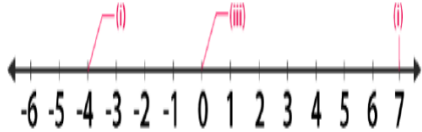

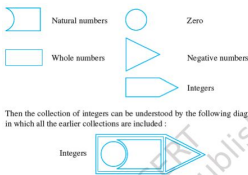






TAGORE INTERNATIONAL SCHOOL
VASANT VIHAR, NEW DELHI
PARENTS SYLLABUS (2020-21)
CLASS VI
JULY-SEPTEMBER

Subject	Topics Covered / No. of Periods	Learning Outcomes	Activities	Assessments
JULY				
Math	<u>Integers</u>	<p>Each child will be able to:</p> <ul style="list-style-type: none"> Represent integers on a number line Compare and arrange integers in given order Convert and solve statements using integers Read, comprehend and solve questions based on integers <p>Observe and integers complete the number patterns based on integers</p>	<p><u>Art Integration</u></p> <p>Poem on rules of integers</p> <p>Integers on number Line.</p>  <p>Addition on number line:</p> 	<p><u>Venn Diagram</u></p>  <p>Then the collection of integers can be understood by the following diagram in which all the earlier collections are included :</p> <p><u>Number line assignment</u></p> <p>Educsoft assessment will be generated</p> <p><u>Practice Worksheet on Integers (15 marks)</u></p>

Experiential learning

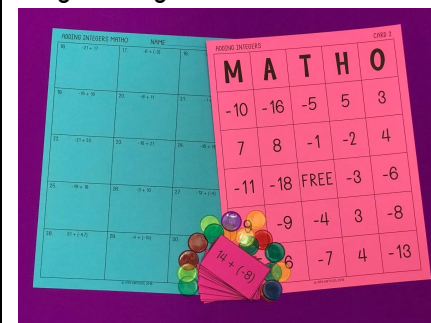


Integers in daily life:

Write the opposite of each of the following .

- 1) Increase in population
- 2) depositing money in a bank .
- 3) Going North
- 4) Gaining a weight of 4 kg
- 5) Loss of Rs 1000

Integers Bingo



English

MCB

UNIT 2:LEARNING IS FUN

Section III:

A Teacher for All
Seasons(poem)
(continues)


-mutual respect and bond

Each student will be able to:

- pronounce the new words correctly
- look for one synonym and one antonym for the words(new terminology) using the dictionary
- construct meaningful sentences with new terminology
- read the lesson loudly and clearly with correct




- pre-class reading assigned
- New terminology discussed (synonyms/antonyms)
- framing of sentences using new words
- Poem:<https://www.youtube.com/watch?v=0aihrKa10ws>

- Reading ,Listening,speaking and writing activities assigned
- Worksheets and questions-on the content covered, comprehension ,Grammar and

	<p>between student and teacher</p> <p>UNIT 3 :FAMILY FUN Section I: Young Uncle Goes to His Village GRAMMAR and Vocabulary:</p> <ul style="list-style-type: none"> · nouns · pronouns · adjectives <p>-Use of Punctuation marks -Antonyms ,Synonyms Vocabulary enhancement- Stop saying VERY! WRITING SKILL Short Paragraph writing</p>	<p>pauses and mark new terminology</p> <ul style="list-style-type: none"> - summarize a given portion in his or her words -trace an elements of fun ,joy and learning in the lesson/poem - answer probing questions -identify the nouns ,pronouns in the given content -justify the theme of the unit using words/phrases/interpretations from the chapter summarize a given portion in his or her words /poem. - identify the value point in the plot/text -punctuate the given content -write a short paragraph within the specified word limit following the outline/framework. (refer to the guidelines and checklist given) - develops a reading habit 	<ul style="list-style-type: none"> -List the rhyming words in the poem. -Cycle guruji (Aditya Kumar) https://www.youtube.com/watch?v=DIAH8dtG8sU  <p>TED Talk: A young app developer-Thomas Suarez https://www.youtube.com/watch?v=Fkd9TWUtFm0</p> <p>Newspaper activities–to learning word order/ marking nouns/pronouns/adjectives</p> <p>Experiential Learning: -Research activity on India's First Organic State(Sikkim): Varieties of fruits and vegetables Art Integration(Subject Integration): Design a collage of the varieties of fruits and vegetables explored during the research India's Top Ten Popular Mangoes-https://www.youtube.com/watch?v=BwW7C_ErVkc https://www.youtube.com/watch?v=w_N2-366hL4 (How to attempt comprehension passages) -Improve Your Vocabulary - Stop saying VERY!</p>	<p>Vocabulary)</p> <ul style="list-style-type: none"> -Short paragraph writing Handout-guidelines and checklist -Assessment of Speaking Skill through oral reading and discussion -Google forms/docs will be assigned
--	--	---	---	--

			<p>https://www.youtube.com/watch?v=ux3hZCkBYso English Crossword - Easy word puzzle game</p> <p>https://www.youtube.com/watch?v=qNxeq5zl4qw</p>  <p>-Activity- 'My Word Wall in my Room' Song-</p>  <p>The Mowgli's - I'm Good (Lyric Video)</p> <p>https://www.youtube.com/watch?v=eHT5KNoWjzY</p> <p>The Mowgli's are an American alternative rock band from Los Angeles County, California. Wikipedia Genre: Alternative rock</p> 	
Hindi	मधुप पाठ-१८ कृष्ण की चेतावनी	प्रत्येक छात्र	रचनात्मक कार्य सौर मंडल निर्माण गतिविधि	गूगल आलेख व प्रपत्र द्वारा मूल्यांकन

	<p>नवीन शब्दावली वाक्य रचना प्रश्न उत्तर कालांश ४</p> <p><u>व्याकरण</u> लिंग बदलिए वचन परिवर्तन विलोम शब्द कालांश ३</p> <p><u>लेखन</u> अनौपचारिक पत्र चित्र वर्णन अपठित गद्यांश कालांश ३</p> <p><u>बाल रामायण</u> दो वरदान (बोधात्मक विचारात्मक बुद्धिमता कौशल) कालांश २</p>	<p>पाँच नवीन शब्दों का प्रयोग कर वाक्य रचना कर पाएगा। पाठ पर आधारित मौखिक प्रश्नावली के उत्तर बता पाएगा।</p> <p>मुश्किल और मुसीबत के क्षणों में साहस को बनाए रखने का गुण सीख पाएगा।</p> <p>आपात स्थिति में आत्म नियंत्रण और बुद्धिमता से उचित निर्णय लेने की क्षमता का विकास होगा।</p> <p>बड़ों द्वारा दी गई सीख मार्गदर्शन और सलाह के अनुकरण का महत्व समझ पाएगा।</p> <p>कठिन शब्दों को सही उच्चारित करेंगे और अर्थ बता सकेंगे। <u>व्याकरण</u></p> <p>लिंग की पहचान कर पाएगा तथा कुछ ३-४ शब्दों के लिंग खुद बदल पाएगा।</p> <p>विलोम शब्दों के माध्यम से नवीन शब्दकोश बना पाएगा। सृजनात्मक लेखन के माध्यम से लेखन कौशल का विकास हो पाएगा।</p> <p><u>बाल रामायण</u> प्रत्येक छात्र देने की भावना को समझ सकेगा</p> <p>मित्र और शत्रु के बीच के अंतर को समझ सकेगा।</p>	<p>मेरी हरी भरी धरती - कविता रचना</p> <p>अनुसंधान कार्य : भारत के सिक्किम राज्य के वृक्षों के बारे में खोज</p>  <p>जीवन में एक अच्छे सलाहकार की आवश्यकता..... अनुच्छेद लेखन</p> <p>कहानी का लिंक (बलवान कौन) https://www.youtube.com/watch?v=0payuw81Wao</p> <p>(कला समावेशन) लघु नाटक द्वारा पाठ के अंत की प्रस्तुति।</p>	<p>मौखिक चर्चा द्वारा।</p> <p>व्याख्यात्मक अभ्यास पत्र के माध्यम से।</p> <p>लिखित प्रश्नों के माध्यम से। मौखिक तथा लिखित कार्य की चर्चा व जाँच द्वारा।</p> <p>अभ्यासकार्यपत्र की चर्चा व निरीक्षण द्वारा व्याख्यात्मक लेखन व वाचन द्वारा</p> <p>लिखित प्रश्नों के उत्तर श्रवण माध्यम द्वारा।</p>
--	---	--	---	--

<p>Science</p>	<p>Reversible and irreversible changes (2 classes) Processes where reversible and irreversible changes are taking place simultaneously (4 classes) Expansion of metals (1 class)</p>	<p>Each child will be able to: List two changes observed in the surrounding in our daily life Suggest one point of difference between reversible and irreversible change Categorize the demonstrated/listed changes into reversible or irreversible Give example of a change brought about by heating (expansion/contraction)</p>	<p>ACTIVITIES <u>Art Integration</u> Create a rap song on any five changes you observe around yourself in daily life. <u>Subject integration-Art (Experiential Learning)</u> Using an origami sheet, bring about a reversible and an irreversible change. (spatial)</p>   <p>Sorting materials into groups https://youtu.be/FhRIMy7bmmM https://youtu.be/gFGpyqZicOo <u>ART INTEGRATION</u> Using different types of objects, smooth, rough, transparent, opaque etc create a sculpture.</p> 	<p>Ac Google form Google doc worksheet Educsoft assessment will be generated</p> <p>Google form Google doc worksheet Crossword</p>
	<p>SORTING MATERIALS INTO GROUPS Grouping of the things</p>	<p>Each child will be able to: List five objects which are made of different materials. List five objects which are made of same</p>		

based on their common properties like appearance
Luster
Hardness
Softness
Solubility and
Insolubility
Floating and sinking
transparency
(6 classes)

material.
Suggest any three properties of objects based on which they are divided into groups.
Differentiate between lustrous and non lustrous materials.
Differentiate between hard and soft materials..

Compare soluble and insoluble substances



ACTIVITIES

Experiential learning

Explore various objects in your surroundings(home) and write one example in the table listed below

hard	rough	float	lustrous	transparent

(observation)



Discussion



Why are the different coloured dust bins provided at various places?



Educsoft assessment
will be generated

- Coastal Plains
- The Islands Groups

History-

Ch 4: The First Cities of the Indian Subcontinent (8)

Chalcolithic Age and Bronze Age

- Rise of urbanism
- The Harappan Civilization

Architectural Features:

- Planned Cities
 - The Citadel
 - The lower town
 - Houses
 - Drainage System
- Occupations of the people
 - Religious Worship
 - Harappan Cities in Gujarat:
 - Lothal
 - Dholavira
 - Decline of the Indus Valley Civilization

History :

- State the meaning of: ■Chalcolithic Age ■Bronze Age
- Enlist the uses of Bronze.
- Compare the city life and village life in the Bronze Age.
- Mark the sites of Indus Valley Civilization excavated in India.
- State the main architectural features of Harappan Civilization.
- Name the flourishing industry of Lothal.
- Explain the architectural features discovered in Lothal and Dholavira
- Write about the possible factors that led to the decline of the Indus Valley Civilization.



- Related links :
INDIA AND NEIGHBOURING:
<https://www.youtube.com/watch?v=CMqv2bttdJg>

PHYSICAL FEATURE OF INDIA:

https://www.youtube.com/watch?v=IdZak_mUwf0

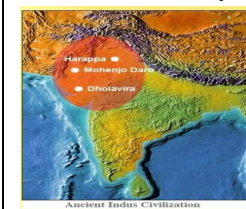
Experiential Learning :

Research Work:

- Write a story on the journey of river Ganga.
- Find out about the 'Backwaters in Kerala'- How are they formed? Another place in Italy is famous for its backwaters? Find out.

History :

Map Activity : Mark the main sites of the Indus Valley Civilisation.



Art Integration:

Students would make sample of pots & seals using clay & Plaster of Paris respectively



Experiential Learning :

Research work-

Find out- a)About the Pictographic script used by Harappans. b)Tourist information on Lothal- How is a seal made?



Present your information on an A4 size sheet.

Important links : Harappan Civilisation





<https://www.youtube.com/watch?v=WyunP13Le4w&t=108s>




Indus Valley Civilisation:


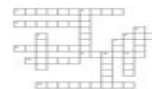
<https://www.youtube.com/watch?v=P7y8GrB-FuQ>


<p>संस्कृतम्</p>	<p>आ. कालांश. - १ संस्कृतभाषा - परिचयः</p> <p>आ.का. - ३ संस्कृत-वर्णमाला सहित शब्द-परिचयः (संज्ञा)</p> <p>समन्वित कार्य (Integrated learning) संस्कृतशब्दों का आधुनिकीकरण यथा- Brother -bhratra भ्रातृ आदि भाषासंवर्धन गतिविध्यात्मक कार्यम् - १-१० संस्कृत गणना वाचन व लेखन</p>	<p>प्रत्येक छात्र - ० संस्कृत भाषा के पठन की आवश्यकता पर अपने विचारों को एक- दो वाक्यों में कह पाएगा,</p> <p>० संस्कृत भाषा का परिचय दे पाएगा।</p> <p>० वर्णों तथा शब्दों का शुद्ध व स्पष्ट उच्चारण तथा संस्कृत शब्दों का लिंगानुसार लेखन कर पाएगा।</p> <p>० विषय पर आधारित प्रश्नों के उत्तर लिख पाएगा।</p> <p>० संस्कृत शब्दों में परस्पर अन्तर बता पाएगा</p> <p>० शब्दों को उचित लिंगानुसार पहचान कर वर्गीकृत कर पाएगा।</p> <p>० विषय को समझ कर विषय पर आधारित प्रश्नों के उत्तर लिख पाएगा।</p> <p>० व्याकरण के अन्तर्गत संस्कृत - गणना -१ से १०</p>	<p>० कलासमायोजन- "संस्कृतभाषा- अस्माकं परिचयः" टाइमलाइन द्वारा प्रस्तुतिकरण करिष्यन्ति। ० संकल्पनीय चित्रम् (Concept map) - के माध्यम से छात्र संस्कृत भाषा में प्रयुक्त तीन वचनों, तीन लिंगों, तीन पुरुषों का लेखन करेंगे।</p>  <p>० प्रायोगात्मक गतिविधि- छात्राः वर्णविच्छेदं वर्णसंयोजनं च करिष्यन्ति। ० शृणु श्रावय चित्रं रचय गतिविधि संस्कृत शब्दों का शुद्ध व स्पष्ट उच्चारण तथा लेखन ० संज्ञा शब्दों की पहचान व भाषिक प्रयोग</p>  <p>शब्द पहचान गतिविधि</p>	<p>विषय से संबंधित मौखिक व लिखित प्रश्नोत्तर व अभ्यासकार्य के माध्यम से तथा व्याकरण में प्रायोगिक अभ्यास द्वारा मूल्यांकित किया जाएगा । भाषासंवर्धनाय - दशफलानां नामानि फलं रचयित्वा दर्शयित्वा च तस्य नाम एकद्वि वाक्यवाचनं च श्रुत्वा मूल्यांकनं भविष्यति। गूगललेख, प्रपत्र अभ्यासकार्यपत्रेण च मूल्यांकनं भविष्यति।</p>
-------------------------	--	---	---	--

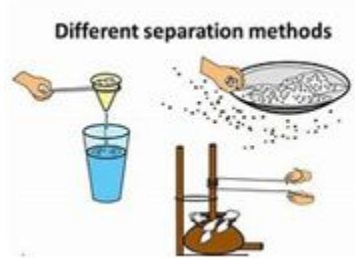
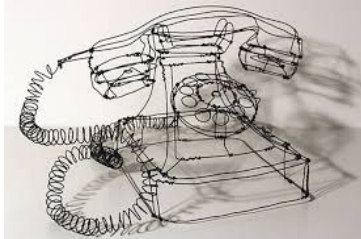

			<p>० भाषासंवर्धनाय - दशफलानां नामानि फलं रचयित्वा अथवा दर्शयित्वा तस्य नाम एकद्वि वाक्यवाचनं च श्रुत्वा मूल्यांकनं भविष्यति।</p> <p>० संस्कृत - गणना - १ से १० का लेखन</p> <p>https://www.samskrittutorial.in/video_preview?tutorial=363534333337313931313132</p>	
French	<p>Les Salutations</p> <p>L'Alphabet</p> <p>Les Accents</p>	<p>Students will be able to-</p> <p>Greet each other and use polite words in french.</p> <p>Recite the french alphabet.</p> <p>Understand the pronunciation and usage of accents in words.</p>	<p>Art Integration - Role play - Greet each other in french.Simple dialogues.</p> <p>Class Activity - Write one word for each letter of the alphabet.</p>	<p>Assessment of speaking skills -</p> <p>Recitation of the alphabet.</p> <p>Worksheet - Les salutations.</p>
Mandarin	<p><u>KUAILE HANYU</u></p> <ol style="list-style-type: none"> 1. Daily Expression (1 class) 2. Pinyin <ol style="list-style-type: none"> a. The definition of Pinyin b. Pinyin Chart c. The Pinyin which is same pronunciation with English d. Special Pinyin e. Tones (4 classes) 3. Lesson One 	<ul style="list-style-type: none"> ● Students can speak and answer use the word from daily expression ● Students can remember the pronunciation of the Pinyin ● Students can speak the words with the correct tones ● Students can speak the basic greeting in Chinese ● Students can write the characters of the new words in the Lesson ● Students can create the conversation and speak to one another 	<p><u>Song to learn Pinyin</u></p> <p>https://www.youtube.com/watch?v=ocgsflnEggY</p> <p><u>Chinese Culture</u></p> <p>Jiaozi, Chinese Dumplings</p> <p>https://www.youtube.com/watch?v=-Ain5K30aZ0</p> <p><u>Greetings</u></p> <p>https://www.youtube.com/watch?v=m1LWu81kWqE</p>	<p>Voice recording</p> <p>Worksheet of character writing</p> <p>Worksheet of tones</p>

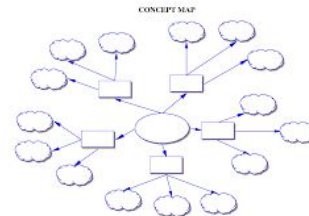
	<p>How are you</p> <p>a. Basic Greeting in Chinese</p> <p>b. Character writing</p> <p>c. Conversation practice (3 classes)</p>			
AUGUST				
Math	Fraction	<p>Each child will be able to :-</p> <ul style="list-style-type: none"> · Write the fraction corresponding to a given model · Depict the given fraction using model · Represent fractions on the number line · Compare and arrange fractions in given order · Identify and classify fractions as proper, improper and mixed · Convert a mixed number into an improper fraction and vice- versa · Write equivalent fractions for a given fraction · Express a given fraction in its simplest form <p>Identify and classify as·</p> <p>like and unlike fractions</p> <ul style="list-style-type: none"> · Read, comprehend and solve questions based on addition and subtraction of fractions in daily life situations 	<p>Fractions Model</p> <p>Colour the required fraction.</p> <div style="display: flex; flex-wrap: wrap; justify-content: space-around;"> <div style="text-align: center;"> <p>(i)</p>  </div> <div style="text-align: center;"> <p>(ii)</p>  </div> <div style="text-align: center;"> <p>(iii)</p>  </div> <div style="text-align: center;"> <p>(iv)</p>  </div> </div> <p>Experiential learning</p> <p>Equivalent Fraction activity :</p> <p>This Equivalent Fractions Match and Stack activity was created to assist students in fractions and multiples. There are 5 ice cream cones (numbers $\frac{1}{2}$, $\frac{1}{3}$, $\frac{2}{3}$, $\frac{1}{4}$, and $\frac{3}{4}$) and they each have 2-5 scoops that match the fraction represented on the cone.</p>	<p>Educosoft assessment will be generated</p> <p><u>Practice Worksheet on Integers</u></p>

			  Art integration	
English	MCB UNIT 3 : FAMILYFUN Section II: Building a Shelter Sec I:(for new interesting vocabulary) The Marathon Story (CONTINUES) GRAMMAR Revision of all the concepts covered WRITING SKILL: Short paragraph writing	Each student will be able to: <ul style="list-style-type: none"> - pronounce the new words correctly -- spell at least four new words correctly -look for one synonym and one antonym for the words(new terminology) using the dictionary -construct meaningful sentences with new terminology -- read the lesson loudly and clearly with correct pauses and mark new terminology - summarize a given portion in his or her words -trace an elements of fun ,joy and learning in the lesson/poem --speak about the sports he/she is interested in - develops awareness about marathon races held these days and benefits - answer probing questions --identify the kinds of sentences , subject and predicate in a sentence -punctuate the given content --identify the nouns ,pronouns and adjectives in the given content -justify the theme of the unit using words/phrases/interpretations from the chapter summarize a given portion in his or her words 	<ul style="list-style-type: none"> -pre-class reading assigned - New terminology discussed (synonyms/antonyms) -framing of sentences using new words -Vocabulary :Talking about Daily Routines with Phrasal Verbs <p> https://www.youtube.com/watch?v=NxyITVv_qbE Song: John Denver -Take Me Home, Country Roads with Lyrics https://www.youtube.com/watch?v=oTeUdJky9rY </p>  <p> Song: Wavin' Flag Official Anthem Version (With Lyrics)- K'naan </p>	<ul style="list-style-type: none"> - Reading ,Listening,speaking and writing activities assigned -Worksheets and questions-on the content covered, comprehension ,Grammar and Vocabulary) -Short paragraph writing Handout-guidelines and checklist -Assessment of Speaking Skill through oral reading and discussion. -Google forms/docs will be assigned

		<p>s/poem.</p> <ul style="list-style-type: none"> - identify the value point in the plot/text -write a short paragraph within the specified word limit following the outline/framework. (refer to the guidelines and checklist given) - develops a reading habit 	<p>https://www.youtube.com/watch?v=FH9-Cy8TcaA</p>  <p>Experiential Learning:</p> <ul style="list-style-type: none"> - a fact file (with picture) of his/her favourite marathon runner from our country and sharing details of their achievements <p>Art Integration(subject integration)</p> <p>Design a crossword on the terminologies used in Marathon races.</p> <p>For sample crosswords visit:</p> <p>www.ratnasagar.co.in</p>  <p>ART INTEGRATION(AIL)PROJECT BEGINS</p>	
Hindi	<p><u>मधुप</u></p> <p>पाठ -५ वह देश कौन सा है</p> <p>....</p> <p>नवीन शब्दावली वाक्य रचना प्रश्न उत्तर</p>	<p><u>प्रत्येक छात्र</u></p> <p>पाँच नवीन शब्दों का प्रयोग कर वाक्य रचना कर पाएगा ।</p> <p>पाठ पर आधारित मौखिक प्रश्नावली के उत्तर बता पाएगा ।</p>	<p><u>अनुभवजन्य शिक्षण</u></p> <p>पुरानी वस्तुओं का पुनः प्रयोग</p> <p>भारत देश के सच्चे सेवककविता रचना व विभिन्न तरीकों से प्रस्तुति (कला समावेशन)</p>	<p>गूगल आलेख व प्रपत्र द्वारा मूल्यांकन</p> <p>मौखिक चर्चा द्वारा।</p> <p>व्याख्यात्मक अभ्यास पत्र के माध्यम से।</p>

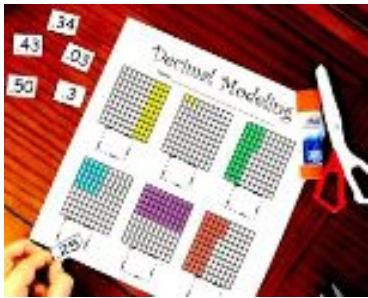
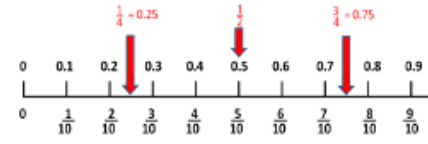
	<p>कालांश ४</p> <p>व्याकरण क्रिया, अनेक शब्दों के लिए एक शब्द, विशेषण कालांश ३</p> <p>लेखन औपचारिक पत्र अनुच्छेद लेखन कालांश २</p> <p>बाल रामायण राम का वन गमन, चित्रकूट में भरत (दैहिक तथा इंद्रिय गत बहु प्रतिभा कौशल) कालांश ३</p>	<p>देश के गौरव संस्कृति इतिहास के विषय में जानेंगे और गर्व कर पाएंगे।</p> <p>छात्रों के अंतर्मन में त्याग समर्पण और देश प्रेम की भावना का विकास होगा।</p> <p>विदेश की प्राकृतिक संपदा और सांस्कृतिक विरासत के संरक्षण के प्रति जागरूक होंगे।</p> <p>कठिन शब्दों का उच्चारण व अर्थ जानकर बातचीत में प्रयोग कर सकेंगे।</p> <p>व्याकरण पांच क्रिया शब्दों द्वारा वाक्य रचना कर पाएगा। कहानी लेखन में क्रिया शब्दों को रेखांकित करेगा। कम से कम पांच अनेक शब्दों के लिए एक शब्द लिख पाएगा। विशेषण तालिका का निर्माण स्वयं कर पाएगा। पांच वाक्य में विशेषण शब्द रेखांकित कर पाएगा।</p> <p>सृजनात्मक लेखन के माध्यम से लेखन कौशल का विकास हो पाएगा।</p> <p>बाल रामायण परिवार के प्रति समर्पण की भावना को समझेगा। आपसी मदद और सहायता जीवन में क्यों आवश्यक है यह बता पाएगा।</p>	<p>सिक्किम राज्य के जैविक सामान की बिक्री हेतु एक विज्ञापन निर्माण(कला समावेशन)</p>  <p>अनुभवजन्य शिक्षण छात्रों द्वारा बनाई गई विशेषण वर्ग पहेली।</p> <p>देश भक्ति गीत https://www.youtube.com/watch?v=RpNjzBEr0Q</p>	<p>लिखित प्रश्नों के माध्यम से। मौखिक तथा लिखित कार्य की चर्चा व जाँच द्वारा।</p> <p>अभ्यास कार्यपत्र की चर्चा व निरीक्षण द्वारा</p> <p>व्याख्यात्मक लेखन व वाचन द्वारा</p> <p>लिखित प्रश्नों के उत्तर श्रवण माध्यम द्वारा।</p>
Science	<p><u>Separation Of Substances</u> Need for separation of substances</p>	<p>Each child will be able to: Explain the purpose of separation of substances.</p>	<p>To separate the given mixtures (Experiential Learning) 1)Wheat/rice/stones and saw dust</p>	<p>Google form Google doc worksheet Crossword</p>

	<p>(1 class)</p> <p>Methods of separation (3 classes)</p> <p>Mixture of solid in solids (1 class)</p> <p>Mixture of solids in liquids (1 class)</p> <p>Mixture of liquids in liquids (1 class)</p> <p><u>Electricity and circuits</u> Electric cell (construction and working) (2 classes)</p> <p>Electric bulb (construction and working) (2 classes)</p>	<p>Differentiate between handpicking and threshing and state the condition in which it is used for separation. Explain decantation. Describe filtration Explain how saturated solutions are prepared</p> <p>Each child will be able to: Create a graphic organizer of any 5 things they know about electricity Identify and name the two terminals of a dry cell Label and name any three parts of the bulb</p>	<p>by hand picking 2)salt and sawdust/sugar and flour by sieving</p> <p>Different separation methods</p>  <p>https://www.youtube.com/watch?v=1Ro-FFw6gPE</p> <p>ART INTEGRATION Using discarded wires create an art object.</p>  <p>Experiential learning Using four components, create an electric circuit (spatial) https://www.youtube.com/watch?v=oT5krVq9TsU https://www.youtube.com/watch?v=C6hBll0jdWY Open and closed circuits https://www.youtube.com/watch?v=D4iYlgCEFhw Insulators and conductors https://www.youtube.com/watch?v=</p>	<p>SEPARATING MIXTURES CROSSWORD</p>  <p>Educsoft assessment will be generated</p> <p>Google form Google doc worksheet</p> <p>Educsoft assessment will be generated</p>
--	--	--	---	---


			a6ugPfzc70Q	
Soc. Sc.	<p><u>History-</u> Ch 5: The Vedic Age (7) -The different periods of the Vedic age -The Early Vedic Period :Political Life, Life of the people, Social Life, Religion -Later Vedic Period: Political Life, Life of the people, Social Life, Religion, Education</p> <p><u>Civics-</u> Ch 6: Rural Livelihood (4) -Crop cultivation -Types of farmers -Other occupations -Fishing -Collection of forest products -Animal husbandry -Crafts and trade - Govt jobs</p>	<p>Each student will be able to : History:</p> <ul style="list-style-type: none"> Describe the coming of the Aryans into India. Write about the literary sources of the 'Vedic Age' Name the four Vedas List the main features of Rig Veda. Assess the use of iron tools of Later Vedic Age. Distinguish between the features of the early and the later Vedic Age List the characteristics of the political, social and cultural aspect of the Vedic age. Mention how the dead were buried in Inamgaon. <p><u>Civics :</u></p> <ul style="list-style-type: none"> Explain the different ways of earning livelihood in the rural areas. State and describe the various types of farmers. Assess the status of landowning farmers. Distinguish between landowning farmers and small farmers. Define agricultural farmers. Tell the functions of the milk co-operatives. 	<p>History : <u>Art Integration</u> From the Vedas: Write any two shlokas based on 'knowledge' creatively in calligraphic strokes on an A4 size sheet. <u>Important links:</u> Vedic Age: https://www.youtube.com/watch?v=-LYioyRKZT0&t=305s The Early Vedic Age: https://www.youtube.com/watch?v=g7830x-3DcM&t=235s The Later Vedic Age: https://www.youtube.com/watch?v=jyOrHE19r9k&t=40s</p> <p>Civics : Experiential Learning : Prepare a mind map on the topic 'Rural Livelihood'</p>  <p>Important link :</p>	<p>Assessment through :</p> <ul style="list-style-type: none"> Mind map Google Forms Google Doc. Lab Activity : Maps (<i>Thematic maps and Conventional symbols</i>) Worksheets

	-Women and Rural Livelihood	<ul style="list-style-type: none"> ● Mention the role of the government in the villages ● Mention some activities of the village women. 	https://www.youtube.com/watch?v=1s1UfJBhvk8&t=107s ART INTEGRATION(AIL)PROJECT BEGINS	
संस्कृतम्	.कालांश.-३ धातुपरिचयः (क्रिया) * धातुओं अर्थात् क्रियावाचक शब्दों की संस्कृत व हिन्दी पुरुष परिचयः – उत्तम, मध्यम व प्रथम	प्रत्येक छात्र- Ø संस्कृत भाषा के मुख्य बिन्दु पुरुषों के विषय में बता पाएगा। Ø हिन्दी क्रियाशब्दों कम से कम आठ-दस की संस्कृतधातु लिख पाएगा। Ø संस्कृत शब्दों तथा धातुओं का शुद्ध व स्पष्ट उच्चारण तथा लेखन कर पाएगा। Ø व्याकरण के अन्तर्गत पठ् व लिख् धातुओं के रूप लट् लकार में लेखन कर पाएगा।	Ø पश्य लिख वाक्यं रचय गतिविधि - <u>धातुलेखन</u> - सृजनात्मक - दैनिक-व्यवहार प्रयुक्ताः दश क्रियाणाम् सूच्याः निर्माणम् कुरुत। Ø श्रवण-लेखन गतिविधि Ø अन्य पुरुषों में भी उपरोक्त क्रियात्मक गतिविधियाँ Ø <u>व्याकरणम्</u> *धातुरूप लेखन – पठ्, लिख्, अस्, भू (लट् लकार)	गूगललेख, गूगल प्रपत्र अभ्यासकार्यपत्रेण, वाचनेन, कर्ता-क्रिया मेलनेन, चित्र-वाक्य रचनया, संस्कृतानुवादेन, धातुरूपाणां लेखनेन च मूल्यांकनं भविष्यति।

Mandarin	<p>Lesson TWO</p> <p>What is your name</p> <ol style="list-style-type: none"> Given Chinese name New words Sentence pattern Self introduction Names of the countries (5 classes) <p>Numbers and measure word</p> <ol style="list-style-type: none"> Numbers 1-10 Song- Where is my friends Measure word for noun (2 class) <p>Poem and colors (1 class)</p>	<ul style="list-style-type: none"> Student is able to write and introduce their Chinese name Student is able to write the new word in Pinyin and Character Student is able to speak the complete sentences according the sentence pattern Student is able to introduce himself/herself in Chinese Student can count numbers 1-10 Student is able to sing the song Student is able to use correct measure word for each noun Student is able to recite the poem Student is able to speak the colors and make sentences 	<p>Speech-self introduction</p> <ul style="list-style-type: none"> Chinese culture <p>Story and History of Chopsticks</p> <p>https://www.youtube.com/watch?v=VRTrkVbvrE</p> <ul style="list-style-type: none"> Song- where is my friend https://www.youtube.com/watch?v=8qAZ68A_PQw Poem- 静夜思 https://www.youtube.com/watch?v=pnBQR7LzwZU 	<p>Worksheet of Characters</p> <p>Worksheet of Numbers</p> <p>Worksheet of measure words</p> <p>Worksheet of colors</p>
French	<p>Connaissance de la France</p> <p>Les Nombres</p>	<p>Students will be able to-</p> <p>Identify France on a world map and learn about the country.</p> <p>Write number names 1-50 in french.</p>	<p>Interdisciplinary Activity -</p> <p>Draw a map of France and mark its neighbouring countries and capital city.</p> <p>Experiential activity - Number game.</p>	<p>Quiz - La France Worksheet - Les nombres.</p>
<p style="text-align: center;">SEPTEMBER</p>				
Math	<p>Decimals</p>	<p>Each child will be able to :-</p> <ul style="list-style-type: none"> Write the decimal corresponding to a given model/fraction Depict the given decimal using models/fraction Represent decimals on the number line 	<p>Experiential learning</p> <p>Decimal Modeling</p>	<p>Google form</p> <p>Revision worksheet</p> <p>Educsoft assignment</p>

		Half Yearly Revision ..	 <p>Represent on number line</p> 	
English	<p>MCB</p> <p>UNIT : IV</p> <p>SPORTSMANSHIP</p> <p>Sec I:(for new interesting vocabulary) The Marathon Story (CONTINUES)</p> <p>Sec III:</p> <p>When Sachin Walks Out to Bat(poem)</p> <p>GRAMMAR and Vocabulary Phrasal verbs -Use of Punctuation marks</p>	<p>Each student will be able to:</p> <ul style="list-style-type: none"> - pronounce the new words correctly -look for one synonym and one antonym for the words(new terminology) using the dictionary -construct meaningful sentences with new terminology -read the lesson loudly and clearly with correct pauses and mark new terminology - summarize a given portion in his or her words -trace an elements of fun ,joy and learning in the lesson/poem 	<p>Listening activity:Famous short movie/documentary on Sachin Tendulkar- A billion dreams</p> <p>https://www.youtube.com/watch?v=TcDHuEfluVk</p> <p>Newspaper activity:(Reading activity and Flipclass)Photographs/newspapers cuttings/articles on Sachin's achievements</p> <p>Worksheet from www.ratnasagar.co.in</p> <p>-speaking about the game of cricket and the life of Sachin</p> <p>Listening skill- Activity- A simulation</p>	<ul style="list-style-type: none"> - Reading ,Listening,speaking and writing activities assigned -Worksheets and questions-on the content covered, comprehension ,Grammar and Vocabulary) -Short paragraph writing Handout-guidelines and checklist -Assessment of Speaking Skill through oral reading

	<p>-Antonyms ,Synonyms</p> <p>- Vocabulary enhancement- Stop saying VERY!</p> <p>WRITING SKILL: Short paragraph writing Introduction to Diary entry</p>	<p>- answer probing questions</p> <p>-identify the nouns ,pronouns and adjectives in the given content</p> <p>-justify the theme of the unit using words/phrases/interpretations from the chapter summarize a given portion in his or her words s/poem.</p> <p>- identify the value point in the plot/text</p> <p>-punctuate the given content</p> <p>-write a short paragraph within the specified word limit following the outline/framework. (refer to the guidelines and checklist given)</p>	<p>of a cricket match in the classroom, one child to give the running commentary, using suitable adjectives /nouns and pronouns</p>  <p>ART INTEGRATION(AIL)PROJECT ENDS</p>	<p>and discussion.</p> <p>-Google forms/docs will be assigned</p>
Hindi	<p><u>मधु प</u> पाठ -१२मुकदमा हवा पानी नवीन शब्दावली वाक्य रचना प्रश्न उत्तर</p> <p><u>व्याकरण</u> औपचारिक एवं अनौपचारिक पत्र <u>बाल रामायण</u> दंडक वन में 10 वर्ष</p>	<p>प्रत्येक छात्र</p> <p>पाँच नवीन शब्दों का प्रयोग कर वाक्य रचना कर पाएगा ।</p> <p>पाठ पर आधारित मौखिक प्रश्नावली के उत्तर बता पाएगा ।</p> <p>यह जान पाएंगे कि प्रकृति के प्रमुख स्रोतों हवा और पानी को प्रदूषित होने से कैसे बचाया जाए ।</p> <p>प्रदूषण को रोकने के कोई चार उपाय स्वयं लिख पाएंगे।</p> <p>वृक्षारोपण व स्वच्छता जैसी आदतें अपनाने की कोशिश करेंगे ।</p> <p><u>व्याकरण</u></p>	<p><u>अनुभवजन्य शिक्षण</u></p> <p>बादल और सूरज के बीच संवाद लेखन फिल्टर का निर्माण</p> <p>मित्र का साक्षात्कार गतिविधि</p> <p>किन्हीं ५ नवीन यातायात के कानूनों की सूची (कला समावेशन)</p> <p>पत्र लेखन गतिविधि</p> <p>कहानी का लिंक https://www.youtube.com/watch?v=c6daXztScJo</p>	<p>गूगल आलेख व प्रपत्र द्वारा मूल्यांकन</p> <p>मौखिक चर्चा द्वारा।</p> <p>व्याख्यात्मक अभ्यास पत्र के माध्यम से।</p> <p>लिखित प्रश्नों के माध्यम से। मौखिक तथा लिखित कार्य की चर्चा व जाँच द्वारा।</p>

		<p>स्वयं एक अनौपचारिक पत्र लिख पाएगा औपचारिक पत्र का प्रारूप स्वयं लिख पाएगा । पत्र लेखन के माध्यम से लेखन कौशल का विकास हो पाएगा।</p> <p><u>बाल रामायण</u> दंडक वन के बारे में पाँच वाक्य लिख पाएगा । श्री राम के साथ घटी घटनाओं का वर्णन कर पाएगा ।</p>	<p>(कला समावेशन) लघु नाटक प्रस्तुति सिक्किम राज्य की हस्तकला से संबंधित विज्ञापन निर्माण गतिविधि का आयोजन।</p>	<p>अभ्यास कार्यपत्र की चर्चा व निरीक्षण द्वारा</p> <p>व्याख्यात्मक लेखन व वाचन द्वारा</p> <p>लिखित प्रश्नों के उत्तर श्रवण माध्यम द्वारा ।</p>
Science	<p>Electricity and circuits continued</p> <p>Electric circuit- Components and their functions (3 classes)</p> <p>Open and Closed Circuits 2 classes) Conductors and Insulators (3 classes)</p>	<p>Students will be able to:</p> <p>List the four components of an electric circuit State one function of each component Differentiate between closed and open circuits</p>	<p>Using a simple switch, convert the same circuit into an open and a closed circuit (spatial) Test different materials on the same circuit and categorize them as insulators or conductors (spatial)</p>  <p>Electricity and circuits</p>	<p>Educsoft assessment will be generated</p>

Soc. Sc.

Geography- Ch 5: The Earth's Constituents

(6)

The three zones on the earth:

-Land ,water,and air.

-Lithosphere

-Hydrosphere

-Atmosphere

-Major continents

-Major oceans

-Layers of atmosphere

-How is life possible only on planet earth?

REVISION

Each student will be able to:

1)Identify three zones of the earth- lithosphere,hydrosphere,and atmosphere.

2) Locate and recognize the continents of the World.

3) Explain the features of the major landforms.

4) Locate and recognize the oceans of the World.

5) Define atmosphere and name the five layers of the atmosphere

Activities :

-On the world map :Mark and label the Major Oceans and Continents of the world.

Art Integration-

Write a self-composed poem on 'Ways to reduce Pollution'.

Pollution

Observe the traffic and pollution,
where is its solution?

I see in my own neighbourhood this sight,
it's not a matter to be taken light.

I see the leave and trees crying,
and the burnt fallen leaves lying.

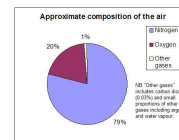
I wish that it stops soon,
otherwise we'll have to take refuge on the moon

Plant trees and take care of them,

Experiential Learning :

-With the help of a diagram show the different layers of the atmosphere

-Using a pie chart to show the composition of the atmosphere.



Important links :

Layer of the Atmosphere:

<https://www.youtube.com/watch?v=rYxSrmcwauQ&t=53s>

Lithosphere:

<https://www.youtube.com/watch?v=KB5tj9ly00Q>

Layers of the Atmosphere (SONG):

Assessment through :

- Graphic Organizers
- Google Forms
- Google Doc.
- Quiz
- Worksheets

			https://www.youtube.com/watch?v=HurK-1rrdb8 ART INTEGRATION(AIL)PROJECT ENDS	
संस्कृतम्	<u>सप्तमः पाठः- उत्तमः पुरुषः (उभयलिंग) (१)</u> <u>षष्ठः पाठः-मध्यमः पुरुषः (उभयलिंग) (१)</u> <u>पञ्चमः पाठः-प्रथमः पुरुषः (तीनों लिंगों में) (१)</u> <u>सर्वनाम- परिचयः (१)</u> <u>रचनात्मक-कार्यम्- संस्कृत अनुवादः (१)</u> <u>अव्ययपदानि</u> <u>भाषासंवर्धनाय - दशफलानां नामानि</u>	<p>Ø उत्तम पुरुष, मध्यम पुरुष व प्रथम पुरुष के भेद व प्रयोग के अन्तर को बता पाएगा।</p> <p>Ø सुनकर पुरुष का उसकी क्रिया के साथ मेल कर पाएगा।</p> <p>Ø तुम तुम सब- मध्यम पुरुष के वाक्यों में चार-पाँच वाक्यों का माता-पिता, बहन- भाई, दादी-दादा का साक्षात्कार ले पाएगा।</p> <p>Ø संस्कृत अव्ययपदों से लघु वाक्य रचना कर पाएगा।</p> <p>Ø फलों के संस्कृतनाम तथा उनके बारे में कम से कम एक-दो वाक्य संस्कृतभाषा में बोल पाएगा।</p>	<p>Ø उत्तम पुरुष कर्ता पद अवबोधन- मैं हम आदि</p> <p>Ø दैनिकजीवन संबंधी वाक्य व क्रियाओं से अनुभवात्मक अवबोधन यथा- मध्यम पुरुष में साक्षात्कार</p> <p>Ø प्रथम पुरुष के कर्ता पदों का क्रिया से संबंध व प्रयोग</p> <p>Ø शृणु श्रावय चित्रं रचय गतिविधि यथा मित्रं पठति (मित्र पढ़ रहा है) आदि</p> <p>Ø तीनों वचनों की जानकारी, वाक्य रचना</p> <p>Ø मिलान गतिविधि, एकवचन तः बहुवचन प्रयोग तथा</p> <p>Ø अव्ययपदों से रिक्तस्थान पूर्ति करना।</p> <p>Ø वाक्यों में अव्यय का प्रयोग करना।</p> <p>Ø भाषासंवर्धनाय - दशफलानां नामानि</p> <p>फलं रचयित्वा दर्शयित्वा च तस्य नाम एकद्वि वाक्यवाचनं च वीडियो रचयित्वा प्रेषणम्</p>	<p>गूगलालेख, गूगल प्रपत्र अभ्यासकार्यपत्रेण, वाचनेन, कर्ता-क्रिया मेलनेन, चित्र-वाक्य रचनया, संस्कृतानुवादेन, रिक्तस्थान पूर्ति तथा अव्यय के वाक्य प्रयोग द्वारा ।</p> <p>मूल्यांकन-बिन्दवः- उच्चारणम् ३ शुद्धता ३ समयबद्धता १</p> <p>प्रस्तुतीकरणम्(आरोहाव रोह-गतियति-प्रयोग) ३</p>
Mandarin	Revision (2 classes) Quiz	<ul style="list-style-type: none"> Student is able to revise the lessons Student is able to make sentences with the words "哪儿/哪里" 	<ul style="list-style-type: none"> https://www.youtube.com/watch?v=troxvPRmZm8&t=2s 	Worksheet of revision-1 Worksheet of revision-2

	(1 class) Lesson Three Where is your house <ul style="list-style-type: none"> • The usage of the word “哪儿/哪里” • The new words • The sentence pattern • Names of the cities (4 classes) Interesting facts about Chinese Characters(1 class)	<ul style="list-style-type: none"> • Student is able to write the new words in Pinyin and Character • Student is able to speak sentences according to the sentence pattern 	<ul style="list-style-type: none"> • Make Chinese bookmark 	Google form(quiz) Worksheet of Chinese character
French	Les nombres 51 -100 Les Articles (Definis et indefinis)	Students will be able to- Write number names 51-100 in french. Use the correct articles with each noun based on its gender and number.	Vocabulary list - Nouns	Worksheet - Grammar Class Test