






**TAGORE INTERNATIONAL SCHOOL**  
**VASANT VIHAR, NEW DELHI**  
**PARENTS SYLLABUS (2020-21)**  
**CLASS VIII**  
**JULY-SEPTEMBER**

Subject	Topics Covered/ No. of Periods	Learning Outcomes	Activities	Assessments
<b>JULY</b>				
<b>Math</b>	<p><b>UNDERSTANDING QUADRILATERALS (part)</b></p> <ul style="list-style-type: none"> <li>· Properties of rectangle rhombus and square</li> <li>· Application based questions on Rhombus, Rectangle &amp; Square (3 classes)</li> </ul> <p><b>SQUARE &amp; SQUARE ROOTS</b> (8 classes)</p> <ul style="list-style-type: none"> <li>· Properties of square numbers.</li> <li>· Pythagorean triplet</li> <li>· Calculating squares and square Roots</li> <li>· Calculating square roots through prime factorization</li> <li>· Finding square root by</li> </ul>	<p><b>Each child will be able to:</b></p> <ol style="list-style-type: none"> <li>1. List and identify the properties of rectangle rhombus and square.</li> <li>2. Solve application based questions on them.</li> <li>3. List the properties of square numbers.</li> <li>4. Justify that if a number ends in 0,1,4,5,6,9 it must be a perfect square</li> <li>5. State that the squares of numbers ending in 1 or 9 will end in 1</li> <li>6. State that the squares of numbers ending in 4 or 6 will end in 6</li> </ol>	<p><b><u>Art Integration:</u></b></p> <p><b>Square Numbers Activity – BUILD A TOWER</b></p>  <p><b><u>Newspaper Activity</u></b></p>	<p>Educosoft Assignments</p> <p>MCQ - Google forms</p> <p>Google docs</p> <p>Entry &amp; Exit tickets from the class</p> <p>The 'Do it NOW' question</p>

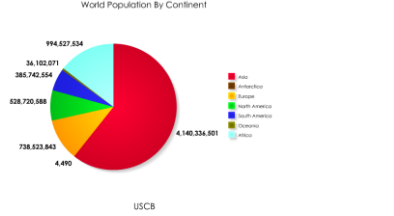
	<p>division method</p> <ul style="list-style-type: none"> <li>· Square roots of decimals</li> <li>· Estimating square roots</li> <li>· Statement questions</li> </ul> <p><b>CUBE &amp; CUBE ROOTS</b> (5 classes)</p> <ul style="list-style-type: none"> <li>· Properties of cubes</li> <li>· Calculating cubes and cube roots</li> </ul>	<ol style="list-style-type: none"> <li>7. Observe the number of zeros in the square of the numbers such as 60,400 etc</li> <li>8. List the procedure for finding the members of the triplet .</li> <li>9. Find the members of the Pythagorean triplet.</li> <li>10. Compute square root by division method</li> <li>11. Apply the use of square root in statement questions</li> <li>12. Recognize the symbol of square root.</li> <li>13. Recall 3 as an exponent</li> <li>14. Apply the concept to the given questions.</li> <li>15. List the properties of cubes.</li> <li>16. Apply the use of cube root instatement questions.</li> </ol>	<p><b><u>EXPERIENTIAL LEARNING:</u></b></p> <p><b><u>Math online game - Matching Square root of the perfect square number</u></b></p> <p><a href="https://www.quia.com/mc/65631.html">https://www.quia.com/mc/65631.html</a></p> <p><b><u>BRAIN TEASERS!!</u></b></p>  <p>Is there any number which is a square number and also a cube number?</p> <p>Interdisciplinary Art Integrated Project Is Scheduled ( July - August)</p>	
--	---	--	---	--

<p><b>English</b></p>	<p><b>Main Course Book-</b></p> <p>The Last Stone Mason On Being Indian (Reading Activity) In the Bazaars of Hyderabad(Poem)</p> <p><b>Grammar and Vocabulary-</b> Modals, Tenses-Recap and Expressing Future</p> <p><b>Writing Skills-</b> Letter to the Principal, Second draft of the essay..</p>	<p><b>Each child will be able to:</b></p> <ul style="list-style-type: none"> <li>-read the lesson on his/her own mark new terminology.</li> <li>-sequence the given events correctly.</li> <li>- summarize the main idea in his/her own words.</li> <li>-understand the dilemma of the old stone mason and write a diary entry.</li> <li>- Identify poetic devices and rhyme scheme of the poem.</li> <li>- construct sentences with new terminology.</li> <li>-frame at least three questions from the chapter.</li> <li>-spell /pronounce all new words correctly.</li> <li>-answer questions after reading the extract.</li> <li>-state the importance of the feeling of being an Indian.</li> <li>-use the cheat sheet to write answers and application to the Principal.</li> <li>-express his/her future plans using the future tense correctly.</li> <li>-complete the given statements with appropriate modals.</li> <li>-write the given letter to the principal following the correct format.</li> <li>-design a poster incorporating all the elements of poster designing.</li> <li>- write an improved version of their first draft</li> </ul>	<p><u>Research Based- Factfile or Infograph on Sarojini Naidu.</u></p>  <p>Biosketch of Sarojini Naidu based on the factfile.</p> <p><u>Assessment activity-Debate</u> Group Activity-Create a web chart with the characteristics of Masterjee, Salim and Gopal</p> <p><u>Learning Activity</u> Individual -Write a diary entry bringing out the character's feelings and emotions</p> <p><u>Vocabulary Building-</u> Collect all the words associated with the theme of this unit. (Art and Culture)</p> <p><u>Art Integration</u> Recreating the bazaar scene ( similar to what Sarojini Naidu has described in her poem) through a sketch or a painting. Picking up ideas from the verses of the poem, give a caption to your sketch/painting. Justify it in a couple of lines.</p> <p>Research about two great sculptors of modern India Mrinalini Mukherjee , Ramkinker</p>	<p>Webchart Creation for character sketches.</p> <p>Open Book Test (An Indian Kaleidoscope)</p> <p>Speaking skill practice- Just a Minute-</p> <p>Research Based –Survey (Art Forms)</p> <p>Assessment Worksheets on Google Classroom for usage of discussed structures.</p> <p>Worksheets and Handouts.</p> <p>Google Form</p> <p>Practice Assessment</p>
-----------------------	--	--	---	--

			<p>Baij). Use clay, rope or any suitable eco-friendly material and mould it into a sculpture of your choice or similar to their work. Describe your feelings during class interaction.</p>	
--	--	--	--	--

<p><b>Hindi</b></p>	<p>सैनिक व्याकरण पद भेद वाक्य रचना (अर्थ तथा रचना के द्वारा) वर्णों का विच्छेद संयुक्त अक्षर विलोम शब्द</p>	<p>कविता के पश्चात सैनिकों के बलिदान के प्रति जागरूकता सहानुभूति सममान का विस्तार होगा सैकड़ों सैनिकों के जुझारूपन कठिनाइयों और निस्वार्थ समर्पण को समझ पाएंगे देश प्रेम त्याग समर्पण का विकास होगा राष्ट्रवाद त्याग सेवा की भावना विकसित होगी</p> <p>यात्रा वृत्तांत का अन्य विधाओं से अंतर करने के लिए सक्षम होंगे यात्रा वृत्तांत के कथ्य और लिखित शैली को जानकर अपनी भाषा शैली में लिख पाएंगे सौंदर्य बोध पर्यटन के सामाजिक धार्मिक आर्थिक पक्षों से भली भांति परिचित होंगे</p>	<p><a href="https://youtu.be/HzuWnKVgsNo">https://youtu.be/HzuWnKVgsNo</a> देश में कोरोना से जूझते देशवासियों के लिए सिपाही की कया भूमिका थी? गलवान घाटी की घटना को आप किस प्रकार से देखते हैं? एक सिपाही के नाम मेरा सलाम:..... पत्र लेखन <a href="https://youtu.be/udfTydIXBro">https://youtu.be/udfTydIXBro</a></p>	<p>लिखित तथा मौखिक कार्य के माध्यम से साप्ताहिक परीक्षा के द्वारा मौखिक रूप यह कहानी आज के वैज्ञानिक युग में कितनी सार्थक है? पाठ का प्रवाह चित्र आपस में वादविवाद श्रुतलेख के द्वारा</p>
---------------------	---	---	--	---



<p><b>Soc. Sc.</b></p>	<p><b>GEO. CH7- Human Resources</b></p>	<p><b><u>Each child will be able to:</u></b>          (i) tell the meaning of human resource;          (ii) state the factors affecting the distribution of population.          (iii) describe the density of population in different parts of India;          (iv) mention the causes behind the changes in the population of a place;          (v) state the meaning &amp; importance of census;          (vi) describe the chief characteristics of population.          (vii) explain how composition of population affects development of a place</p>	 <p>World Population By Continent</p> <p>Continent -distribution of population-2019-pie chart/ bar graph</p> <p>Population pyramid- in underdeveloped, developing and developed country</p> <p><b>Art integration-</b> Warli art- depicting people</p>	<p>Google assignments</p> <p>Class test -MCQ based in Google form.</p> <p>Class participation</p> <p>Presentation of population pie chart and population pyramid</p>
	<p><b>HIST. CH3- The Company's Civil Adm. And Revenue Policy</b></p>	<p><b><u>Each child will be able to</u></b>          (i) explain the structure of administration under the East India Company.          (ii) compare the land revenue policies during the pre-British and the British periods in India.          (iii) give details about the land revenue policies adopted by the company and their effects.          (iv) analyse the emphasis laid on the commercial crops by the company.          (v) explain the methods of indigo cultivation during the colonial rule          (vi) describe the plight of peasants under the British</p>	<p><b>Art integration:</b>          Small skit- based on 'Neel Darpan'- a drama based on the plight of indigo cultivators in Bengal. Site for reference <a href="https://archive.org/stream/nildarpanorindig00mitriala/nildarpanorindig00mitriala_djvu.txt">https://archive.org/stream/nildarpanorindig00mitriala/nildarpanorindig00mitriala_djvu.txt</a>          Comparative study of Modern taxation system and Permanent Settlement under EIC</p>	<p>Google assignments</p> <p>Class test -MCQ based in Google form.</p> <p>Class participation- in skit/ oral group discussion          Map assignment</p>

	<b>CIVICS CH. 1-THE INDIAN CONSTITUTION</b>	<p><b>Each child will be able to:</b></p> <p>(i)state the importance of constitution in a country;</p> <p>(ii)give a background of the Indian constitution;</p> <p>(iii)tell about the vision and values of the Indian constitution;</p> <p>(iv)list some important features of the Indian constitution.</p>	<p>Create a 'PREAMBLE' for your school book.</p> <p>We, the students at TIS,VV.....</p> <p>My List -of Directive principles of state policies</p> <p>3 most important promoting social justice / or economic justice</p>	<p>Google assignments</p> <p>Class test -With Objective type questions in Google form.</p> <p>Preamble design</p>
<b>संस्कृतम्</b>	<p>पीयूष- बिन्दवः (श्लोकाः) आवश्यक कालांश-३</p> <p>व्याकरणम् - कालांश-१ संधिः - दीर्घ, गुण</p> <p>कालांश-१ समय लेखनम्</p>	<p><b>प्रत्येक छात्रः</b></p> <p>- श्लोकों का पठन व सरलार्थ करने में सक्षम होगा।</p> <p>- श्लोकाधारित प्रश्नों के उत्तर लिख सकेगा।</p> <p>- विद्या, ज्ञान, विद्वत्ता, कार्य, साहस, धैर्य, शक्ति आदि की महानता के विषय में दो चार वाक्य चित्रकला से संबंधित करके बोल सकेगा।</p> <p>कम से कम ८-१० शब्दों में संधि व संधिविच्छेद कर सकेगा।</p>	<p>सृजनात्मक कार्य के अन्तर्गत</p> <p>Ø प्रवाह संचित्र (ग्राफ़िक औरनाइज़र) के माध्यम से श्लोकों में आए कूट शब्दों का क्रमानुसार तथा शब्दपरिचय अनुसार चित्रकला से संलग्न करके लेखन करवाना।</p> <p><b>कलासमायोजन-</b> श्लोकों को संगीत कला से संलग्न करना व ध्वन्यात्मक रूप से संचित करना।</p>	<p>श्लोकों की मौखिक व लिखित प्रश्नोत्तरी के माध्यम से तथा अभ्यास द्वारा मूल्यांकित किया जाएगा।</p> <p>श्लोकों का वाचन करवा कर भाषागत अभिवर्धन तथा मूल्यांकन प्राप्त किया जाएगा।</p> <p>श्रवण कौशल परीक्षण 5</p> <p>अंक उच्चारणम् २</p> <p>शुद्धता २</p> <p>आत्मविश्वास: १</p> <p>गूगललेख</p> <p>गूगल प्रपत्र, अभ्यासकार्यपत्र तथा</p>






- नवीन शब्दों का अर्थ, पर्याय तथा विपर्यय बता सकेगा।
- संस्कृत समय बता सकेगा।



- Ø श्लोकाधारित प्रश्नों के उत्तर पूछना व प्रश्न बनवाना।
- Ø समापन गतिविधि (Closure activity) में श्लोकगत मुख्य बिन्दुओं का मनोनक्शा (Concept map) बनवाना।
- Ø शब्दभण्डार गतिविधि (Vocabulary exercise) विनयात्, याति, पात्रातां, ददाति, अपूर्वः, कोशः, व्ययतः, क्षयम्, सञ्चयात्, विद्वत्त्वं, उद्यमः।

जैमबोर्ड गतिविधि, संधि-संधिविच्छेदं द्वारा मूल्यांकित किया जाएगा।

			<p>० तालिकाया: निर्माणं कृत्वा दीर्घस्वर-गुणः संधिः इत्यनयोः मुख्य-बिन्दून् लिखत।</p> <p>० पूर्णसमय लेखन क्रिया ।</p>	
<b>French</b>	<p>L'arrivé à Paris.          · Les Adjectifs          Vers l'hôtel          · L'Impératif</p>	<p><b>Students will be able to-</b>          Use the correct forms of adjectives based on the number and gender of the noun they qualify.          They will be able to conjugate verbs in the imperative form.</p>	<p>Worksheet on adjectives  <b>Art Integration</b> - Make a collage / drawing of various qualitative adjectives.          Worksheet on verbs.</p>	<p><b>Question Bank.</b>  <b>Question Bank.</b>  <b>Class Test - L-3</b></p>
<b>Mandarin</b>	<p>Lesson 21</p> <ul style="list-style-type: none"> <li>• Words related to “电”</li> <li>• Words related to “目”</li> <li>• New words</li> <li>• Sentence pattern</li> <li>• The grammar of “天天, 今天, 明天, 後天, 大後天”</li> <li>• Chinese idiom related to“电”</li> <li>• Chinese idiom ”目”</li> </ul>	<ul style="list-style-type: none"> <li>• Student is able to find out the connection of the words with “电” and ”目”</li> <li>• Student is able to use correct grammar of the words related to “天天”</li> <li>• Student is able to read the story and tell the meaning.</li> </ul>	<p>Flash card</p> <p>Arrange the sentence in order</p> 	<p>Worksheet of days and time</p> <p>Worksheet of “电”</p> <p>Worksheet of ”目”</p> <p>Story reading comprehension</p>

- Furniture in Chinese (6 classes)
- Story reading comprehension (2 classes)

## AUGUST

### Math

#### EXPONENTS AND POWERS (6 classes)

- Positive /negative / rational exponents
- Laws of exponents
- Application based questions on the laws
- Simplify

#### ALGEBRAIC EXPRESSIONS AND IDENTITIES (PART)

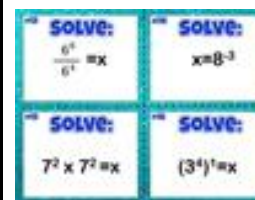
- What are expressions, coefficients, degrees, types of algebraic expressions?

#### Each child will be able to –

1. Convert exponents to radicals and vice-versa
2. Understand the different laws of exponents
3. Simplify the direct questions based on laws of exponents
4. Solve questions based on exponents
5. Recall what is meant by an algebraic expression, the meaning of terms and coefficients of an expression
6. Recall and distinguish between monomial, binomial etc., like and unlike terms.

#### Art Integration :

Laws of Exponents - TASK CARDS



#### Experiential Learning :

Laws of exponents chart and practice

<https://s3.amazonaws.com/migleadmagnets/Properties+of+Exponents+Chart.pdf>

Educosoft Assignments




MCQ - Google forms

Google docs

Entry & Exit tickets from the class

Worksheets

The 'Do it NOW' question!!

<p><b>English</b></p>	<p><b>Main Course Book-</b></p> <ol style="list-style-type: none"> <li>Madame Curie(Play)</li> <li>The Microscope (Poem)</li> </ol> <p><b>GRAMMAR</b> <b>+VOCABULARY</b> Reported Speech Reordering phrases to form sentences</p> <p><b>WRITING SKILLS</b> Informal letter Diary entry Descriptive Essay -Third draft</p>	<p><b>Students will be able to:</b></p> <p>List 05 significant inventions and discoveries and describe them briefly. -Relate these discoveries to today's time. -Sequence the creative process the scientists may have followed. - Create a paragraph describing any two characters using evidence from the play. -Frame meaningful sentences related to the given words -he /she will be able to answer the basic textual questions put -enact any one role - share at least one insight on how science has made our lives comfortable or how celebrities are disturbed by the media _change from Reported speech to direct speech - Identify differences in quoted speech and reported speech</p> <p>- Understand the role of reporting verbs in conveying the mood and tone of the speaker</p>	<p><b>Speaking Activity</b> – Discuss why we read about Madame Curie's life and why it is still relevant ( how she inspired women as scientists especially)</p> <div data-bbox="1332 295 1691 566" data-label="Complex-Block"> <p style="text-align: center;"><u>Polonium</u> </p> <p>• They published in July, 1898: pechblenda contains a metal not yet known. We will call it <b>Polonium</b>.</p>   </div> <p>– any scientific discoveries /inventions that have changed the world or -Story behind great inventions</p> <p><b>Practice Activity</b>-Completion of questions based on passage and exercises</p> <p><b>Art Integration- Music to Aid in Role Play</b> In pairs, create a dialogue between Marie Curie and a reporter from any country. Use the National Anthem/music of that country(reporter's country) in the background to aid the conversation. (MI- Musical)</p> <p><b>Art Integration</b> – Song as Writing Prompts.(We didn't start the fire) Children will write both a formal letter and an informal letter after brainstorming problems being faced by the world(as mentioned</p>	<p>Ability to discuss and evaluate, the level of discussion In both the play and the poem to understand the situation faced by Anton as well as the Curies,</p> <p>Vocabulary used in speaking and writing - whether the new words used in proper context .-was each child involved/ interested -did any child ask relevant questions -whether the students had come prepared with enough research Creation of dialogues for the role pla Grammar - Correct responses to the practice exercises and assignment sent on Google Classroom - ability to identify direct and reported speech and convert from one form to the other.</p>
-----------------------	---	---	---	--



<p><b>Hindi</b></p>	<p>संयुक्त अक्षर विलोम शब्द पर्यायवाची शब्द अपठित गद्यांश पत्र अनुच्छेद बाल लीला अंतिम प्यार</p>	<p>कृष्ण की नटखट बाल लीला के द्वारा अपने बचपन की मधुर स्मृति का स्मरण करेंगे माँ के बच्चों के प्रति समर्पित प्रेम को समझने में सक्षम होंगे भक्तिकालीन साहित्य का परिचय लेंगे कठिन शब्दों का उच्चारण जानकर बात चीत में प्रयोग करेंगे वैयाकरण बिंदुओं का अभ्यास होगा</p>	<p>कृष्ण की नटखट बाल लीला के द्वारा अपने बचपन की किस घटना को आप याद कर रहे हैं? कृष्ण जी के 108 नामों की सूची बनाइए माँ का आपके जीवन में कया भूमिका है? यशोदा जी ने हाथ में छडी ले ली माँ के हाथ में छडी कया दिखा रही हैं?</p>	<p>लिखित तथा मौखिक कार्य के माध्यम से साप्ताहिक परीक्षा के द्वारा मौखिक रूप यह कहानी आज के वैज्ञानिक युग में कितनी सार्थक है? पाठ का प्रवाह चित्र आपस में वादविवाद श्रुतलेख के द्वारा</p>
<p><b>Science</b></p>	<p><b>Ch 8: Cell - Structure and function (6 classes)</b></p> <p>Concepts- Discovery of the cell The cell- its number, shape and size Cell structure and functions Parts of the cell Comparison of plant cell and animal cell</p>	<p><b>Each child will be able to:</b> Define cell as the structural and the functional unit of life. Understand the various levels of organizations Recognize the parts of a cell Describe the functions of various parts of the cell. Compare a plant cell with an animal cell.</p>	<p><b>Activity-</b> Demonstration of temporary slide preparation 1. Onion peel 2. Cheek cell (Using online labs)</p> <p>Worksheets</p> <p>Assignments</p> <p><b>Art -Craft-</b> compare and contrast plant cell and animal cell using waste material</p>	<p>Educosoft assignments Assignment on google doc Class test through google form Entry and exit ticket</p>

**Ch 9- Reproduction in Animals (8 classes)**

Modes of reproduction  
Sexual reproduction  
Female and male reproductive organs  
Fertilization  
Development of embryo  
Viviparous and oviparous animals  
Asexual reproduction  
Cloning

**Each child will be able to:**

Discuss different modes of reproduction.  
Differentiate between sexual and asexual reproduction  
Draw the diagram of Female and male reproductive organs  
Differentiate internal and external fertilization

Explain the development of embryo  
Discuss the process of IVF

Differentiate between Viviparous and oviparous animals

Enlist the examples of viviparous and oviparous animals


Explain metamorphosis

Define asexual reproduction

Elaborate the process of cloning.



**Activity-**  
film will be shown on female foeticide



**Worksheets**


Assignments


**Art-**  
Advertisement - on female foeticide

Educosoft assignments  
Assignment on google doc  
Class test through google form  
Entry & Exit tickets from the class

			<b>Story telling-</b> Life cycle of a frog Dolly the clone	
<b>Soc. Sc.</b>	<b>GEO CH4- MINERAL AND ENERGY RESOURCES</b>	<u><b>Each child will be able to:</b></u> (i)write the meaning & chief types of 'minerals'. (ii)make a list of India's mineral resources. (iii)give examples of the energy resources. (iv)mention the uses of some important minerals (v)suggest the ways of conserving mineral and energy resources.	Thematic Maps-showing distribution of minerals,hydel power projects  Group discussion: Bhopal Gas tragedy / Vizag gas leak/ Chernobyl nuclear disaster	<b>Google assignments</b>  <b>Class test -With Objective typequestions in Google form.</b>  <b>Participation in Group Discussion</b>
	<b>HIST. CH5- THE REVOLT OF 1857</b>	<u><b>Each child will be able to:</b></u> (i)state the causes of the Revolt of 1857. (ii)describe the outbreak of the Great Revolt. (iii) list the main centres of the Revolt and name the leaders (iv)assess the nature of the Revolt (v)highlight the main points of the queens proclamation	<b>Art integration</b>  Role play - Any one character related with the Revolt of 1857. One dialogue.  Movie time Mangal pandey/ Manikarnika-short clippings	<b>Google assignments</b>  <b>Class test -With Objective type questions in Google form.</b>  <b>Role play Participation</b>
<b>संस्कृतम्</b>	कालांश-२ चाणक्यः चन्द्रगुप्तः च (क्त-क्तवतु प्रत्ययः) कालांश-२ वासुदेवस्य दूतकर्म	- प्रत्येक छात्र पाठाधारित पश्चों के उत्तर देगा। - सामूहिक रूप से चाणक्य व चन्द्रगुप्त	सृजनात्मक कार्य के अन्तर्गत ० प्रवाह संचित्र (ग्राफ़िक औरगनाइज़र) के माध्यम से	अमुक लेखन के आधार पर ।



	(अव्यय प्रकरणम्)	<p>के विषय में खोज के द्वारा उनका परिचय बता पाएगा तथा</p> <ul style="list-style-type: none"> <li>- कला समायोजन हेतु भूमिका निर्वहण करके संवाद बोल सकेगा।</li> <li>- बुद्धिचित्र के माध्यम से प्रश्नों के उत्तर देगा।</li> <li>- कथानक में आए क्त व क्तवतु प्रत्ययों के विषय में कम से कम दो तीन वाक्यों में बता पाएगा।</li> <li>- प्रकृति-प्रत्यय विभाग कर पाएगा।</li> <li>- वासुदेव दूतकर्म में आए अव्ययों के अर्थ बता पाएगा।</li> </ul>	<p>श्लोकों में आए कूट शब्दों का क्रमानुसार तथा शब्दपरिचय अनुसार चित्रकला से संलग्न करके लेखन करवाना।</p> <p><b>कला समायोजन</b> भूमिका निर्वहण करना।</p>  <p>० शृणु श्रावय चित्रं रचय गतिविधि-पर्यायपदानि, अव्ययपदानि</p>	<p>उत्तरपुस्तिका के कार्य के आधार पर।</p> <p>पूछे गए प्रश्नों के उत्तरों को सुनकर।</p> <p>कथानक को चलचित्र के माध्यम से दिखाकर व सुनाकर श्रवण मूल्यांकन तथा प्रश्नों के उत्तर प्राप्त करके मूल्यांकित किया जाएगा।</p> <p>कथानक संबंधी श्रवण-कौशलम् परीक्षण के माध्यम से मूल्यांकन किया जाएगा।</p> <p>कार्य के गूगलालेख गूगल प्रपत्र, अभ्यासकार्यपत्र तथा जैमबोर्ड गतिविधि द्वारा भी मूल्यांकित किया जाएगा।</p>
<b>French</b>	<p><b>A l'hotel</b> Le Comparatif et Le Superlatif Le Futur Proche et le Passé</p>	<p>Students will be able to use the comparative and superlative forms of adjectives in sentences.</p>	<p>Worksheet on verbs <b>Art Integration</b> - Design a hotel registration card on Google Docs.</p>	<p>Assessment of Listening Skills - La Dictée (5 marks)</p>

	Récent	They will be able to conjugate verbs in the futur proche and passé récent tenses.	<b>Worksheet</b> on degrees of adjectives.	Question Bank
<b>Mandarin</b>	<p>Lesson 22 This is railway station</p> <ul style="list-style-type: none"> <li>• Transportation and traffic</li> <li>• This and That</li> <li>• Words related to tour</li> <li>• New words</li> <li>• Sentence pattern</li> <li>• The word root of “车, 飞” (6 classes)</li> </ul> <p>Story reading comprehension (2 classes)</p>	<ul style="list-style-type: none"> <li>• Student is able to know and speak the word related to transportation</li> <li>• Student is able to use this and that correctly in the sentence</li> <li>• Student can create the sentence according to the sentence pattern</li> <li>• Student is able to find out the words with the root of “车, 飞”</li> <li>• Student is able to read the story and understand the meaning</li> </ul>	 <p>Draw the transportation and traffic signs with Chinese Character and Pinyin Story telling</p>	<p>Worksheet of transportation</p> <p>Worksheet of Lesson 22</p> <p>Story reading comprehension</p>
<b>SEPTEMBER</b>				
<b>Math</b>	<p>Algebraic Expressions And Identities (PART) (8 classes)</p> <ul style="list-style-type: none"> <li>• Addition and subtraction of algebraic expressions</li> <li>• Multiplication of algebraic</li> </ul>	<p><b>Students will be able to:</b></p> <ol style="list-style-type: none"> <li>1. Add and subtract algebraic expressions</li> <li>2. Multiply algebraic expressions</li> <li>3. Understand the meaning of an</li> </ol>	<p><u>Art Integration:</u> Express the identities as 'Riddles and Rhymes'</p> <p><u>Experiential Learning:</u> 'One Minute Paper'</p>	<p>Google forms - MCQ</p> <p>Mind Map</p> <p>Worksheets</p>

	<p>expressions</p> <ul style="list-style-type: none"> <li>•What is an identity and the 3 identities?</li> <li>•Applying identities</li> </ul>	<p>identity</p> <p>4. Understand the standard identities and learn to apply them</p>	<p>How much can you explain in one minute? ( Reflection activity)</p>	<p>Educosoft</p>
<p><b>English</b></p>	<p><b>GRAMMAR +VOCABULARY</b> Reported Speech (Contd)(2)</p> <p><b>WRITING SKILLS</b> Article writing for magazine(2) Designing a Poster (2)</p> <p>MCB- The Palindrome (2)</p> <p>Newspaper Activity(1)</p> <p>Assessment of Speaking and Listening Skill(2)</p>	<p><b>Each child will be able to:</b></p> <ul style="list-style-type: none"> <li>-Identify and convert from quoted speech to reported speech</li> <li>-Create a well organised article on the given topic</li> <li>-state what palindromes are.</li> <li>-create at least five new palindromes.</li> <li>-state how and why the goddess was mollified.</li> <li>-design the given poster incorporating all the elements of poster designing.</li> <li>-rewrite the given article in his/her own words without losing the essence of the text.</li> <li>-Speak with clarity and confidence.</li> <li>-Listen to the passage and answer the questions asked.</li> </ul>	<p>Revision of grammar structures through practice exercises</p> <p>Writing Activity - Article for school magazine</p> <p><b><u>Experiential Learning</u></b> Students play a language game (The Alphabet Race/ Anagrams etc followed by watching a TED Talk/standup comedian's video)</p> <p>Class discussion on how play of words brings in humour and how one's wit plays an important role when you want to make a point.)</p> <p><b>Art Integration Project- Group Presentation (Speaking Skills) (Theme-Sound of Music)</b></p> <p>Speaking and Listening Skill</p>	<p>Assessment of the writing will be based on —correct layout and format-organisation of ideas-flow of thought- vocabulary -division into paragraphs</p> <p>Summarize the lesson in their own words.(Verbal)</p> <p>Pronunciation Practice- New terminology pronunciation test.</p> <p>Activity Sheets for vocabulary building</p> <p>Spelling Test</p> <p>A Trek Through the Himalayas (Poem recitation with correct intonation and pauses)</p> <p>Research Based- How to stop polluting Himalayas and find information on tools used during expeditions.</p>

				<p>Assessment through designing of graphic organizer as summary.</p> <p>Speaking Skill Assessment- Speak confidently on a given topic of his/her choice and answer probing questions</p> <p>Worksheets and Handouts</p> <p>Google Forms</p> <p>Practice Assessments</p> <p>ASL - as per rubrics given</p>
<b>Hindi</b>	<p>संयुक्त अक्षर विलोम शब्द पर्यायवाची शब्द अपठित गद्यांश पत्र अनुच्छेद तोता मधुप संसार सागर के अनाम नायक भंगाहल का तिलसमी संसार</p>	<p>यात्रा वृत्तांत का अन्य विधाओं से अंतर करने के लिए सक्षम होंगे यात्रा वृत्तांत के कथ और लिखित शैली को जानकर अपनी भाषा शैली में लिख पाएंगे सौंदर्य बोध पर्यटन के सामाजिक धार्मिक आर्थिक पक्षों से भली भांति परिचित होंगे तलाब नदी जोहड़ नहरें कुएं झील बावड़ी</p>	<p>लेखक की यात्रा का प्रवाह चित्र पहाड़ी लोगों का जीवन शहर में रहने वाले लोगों से किस प्रकार भिन्न है? तिलसमी लोक किसे कहते हैं? घटते वन घटता जीवन अनुच्छेद लिखे अनाम नायक कौन है? गजोधर</p>	<p>लिखित तथा मौखिक कार्य के माध्यम से साप्ताहिक परीक्षा के द्वारा मौखिक रूप यह कहानी आज के वैज्ञानिक युग में कितनी सार्थक है? पाठ का प्रवाह चित्र आपस में वादविवाद श्रुतलेख के द्वारा</p>

		आदि की आवश्यकता और उपयोगिता आदि को समझने में सक्षम हो गे जल ही जीवन है समझने में सक्षम।	जलसूँघा बुलई अगरिया इनका परिचय देते हुए विस्तार से लिखेगे पानी बचाएँ,जीवन बचाएँ सलोगन बनाया जाए गा	
<b>Science</b>	<b>Ch 10 - Reaching the age of Adolescence (8 classes)</b> Adolescence and puberty Changes at puberty Secondary sexual characters Role of hormones in initiating reproductive functions Reproductive phase of life in humans Sex determination Hormones other than sex hormones Role of hormones Reproductive health Say no to drugs  Revision	<b><u>Each child will be able to:</u></b>  Explain the changes at puberty/identify primary and secondary sexual characters Explain endocrine system, State the role of hormones in initiating reproductive function Explain the reproductive phase of life in humans Explain how the sex of the baby determined Enlist the hormones other than sex hormones Explain reproductive health, Define balanced diet State myths,taboos,Do's and don'ts	Expert talk on reproductive health.  <b>Art- Poster</b> Importance of balanced diet in adolescence.  Worksheets  Assignments	Educosoft assignments  Assignment on google doc  Class test through google form  Quiz  Revision
<b>Soc. Sc.</b>	<b>HIST. CH8- EDUCATION AND BRITISH RULE</b>	<b><u>Each child will be able to:</u></b> (i)explain the traditional educational system of India.	Class Debate - Anglicists vs Orientalists	Google assignments  Class test -With Objective type

	Revision for Half Yearly exam	(ii)trace the beginning of English ed. In India. (iii)list the differences between the Anglicists & the Orientalists (iv)assess why some Britishers favoured oriental system of education (v)specify the role played by the govt. in beginning English education in India. (vi)evaluate the impact of British education in India	Research activity: Role of Raja Ram Mohan Roy in promoting education  <b>Art Integration Project- Group Activity- Musical Instruments in Historical resources</b>	questions in Google form. Participation in debate Research work																																				
<b>संस्कृतम्</b>	कालांश-१ धातुरूप-लेखनम्- दृश्, दा, पा, गम् (लट्-लृट्- लङ्-लोट्लकारेषु) आत्मनेपदी-सेव्, लभ् (लृट्लकारः) कालांश-१ शब्दरूप-लेखनम्- अनेक, सर्व (त्रिषु लिंगेषु) कालांश-१ संख्यावाचि शब्दाः - १-४ (लिंगानुसारम् - प्रथमा विभक्तिः)	-वाक्यों में शब्द व धातुरूप का उचित प्रयोग कर सकेगा। कला द्वारा शब्दधातुरूप का प्रस्तुतीकरण कर सकेगा।	मौखिक शब्द-धातुरूप वाचन करना। लिखित वाक्यप्रयोग करना। गतिविधात्मक शब्दधातुरूपावली का प्रस्तुतीकरण <u>कला द्वारा</u> करना यथा - गान द्वारा, संवाद द्वारा आदि। गूगलप्रपत्र द्वारा संख्यावाचिशब्दों का कार्य व प्रयोग करना।	मौखिक लिखित गतिविधात्मक गूगल प्रपत्रों, आलेखों वाले कार्य के द्वारा मूल्यांकन किया जाएगा।																																				
	<table border="1"> <tr> <td>३</td> <td>४</td> <td>५</td> <td>६</td> <td>७</td> <td>८</td> </tr> <tr> <td>त्रयः</td> <td>चत्वारः</td> <td>पञ्च</td> <td>षट्</td> <td>सप्त</td> <td>अष्ट</td> </tr> <tr> <td>१३</td> <td>१४</td> <td>१५</td> <td>१६</td> <td>१७</td> <td>१८</td> </tr> <tr> <td>त्रयोदशन्</td> <td>चतुर्दशन्</td> <td>पञ्चदशन्</td> <td>षोडशन्</td> <td>सप्तदशन्</td> <td>अष्टादश</td> </tr> <tr> <td>४०</td> <td>५०</td> <td>६०</td> <td>७०</td> <td>८०</td> <td>९०</td> </tr> <tr> <td>चत्वारिंशत्</td> <td>पञ्चाशत्</td> <td>षष्टिः</td> <td>सप्ततिः</td> <td>अष्टोत्तिः</td> <td>नवतिः</td> </tr> </table>	३	४	५	६	७	८	त्रयः	चत्वारः	पञ्च	षट्	सप्त	अष्ट	१३	१४	१५	१६	१७	१८	त्रयोदशन्	चतुर्दशन्	पञ्चदशन्	षोडशन्	सप्तदशन्	अष्टादश	४०	५०	६०	७०	८०	९०	चत्वारिंशत्	पञ्चाशत्	षष्टिः	सप्ततिः	अष्टोत्तिः	नवतिः			
३	४	५	६	७	८																																			
त्रयः	चत्वारः	पञ्च	षट्	सप्त	अष्ट																																			
१३	१४	१५	१६	१७	१८																																			
त्रयोदशन्	चतुर्दशन्	पञ्चदशन्	षोडशन्	सप्तदशन्	अष्टादश																																			
४०	५०	६०	७०	८०	९०																																			
चत्वारिंशत्	पञ्चाशत्	षष्टिः	सप्ततिः	अष्टोत्तिः	नवतिः																																			

<b>French</b>	Lessons 3,4 & 5  REVISION (2 classes) Quiz (1 class) Poem (1 class)	Students will be able to answer questions based on the lessons. <ul style="list-style-type: none"> <li>● Student is able to answer questions based on lessons done so far.</li> <li>● Student is able to recite the poem</li> </ul>	Question Bank  Story writing  poem	<b>Assessment of Speaking Skills</b> - Reading of the lessons.  Worksheet of revision-1  Worksheet of revision-2 Google form(quiz)
<b>Mandarin</b>	Lesson23 I will go by flight <ul style="list-style-type: none"> <li>● The difference between ”坐, 开“</li> <li>● New words</li> <li>● sentence pattern</li> <li>● Writing story about travel(5 classes )</li> </ul>	<ul style="list-style-type: none"> <li>● Student is able to write a story about travel</li> </ul>		Worksheet of Lesson 23