










TAGORE INTERNATIONAL SCHOOL
VASANT VIHAR, NEW DELHI
PARENT SYLLABUS - CLASS I
JULY-SEPT (SESSION 2020– 2021)

Subject	No. of period / Topics	Learning Outcome	Activities	Review
JULY				
ENGLISH	<ul style="list-style-type: none"> • Recapitulation of L- Meet my family • Making New Friends • Poem • Wake-Up Time • Action words  • Naming words (revision) • Punctuation - capital letter, period question mark 	<p>Each student will be able to-</p> <ul style="list-style-type: none"> • Read and comprehend the lesson. • answer simple questions • spell words • construct simple sentences • read and comprehend simple stories and also answer questions based on the stories • Identify Naming Words found in their homes or near their houses. • identify action words • Apply the rules of punctuation in writing and reading. • -find the odd one • recite poem 	<p>Vocabulary: Writing down the difficult words of the lesson.</p> <p>Reading and Comprehension: Read stories and answer questions based on the stories.</p> <p>Answering questions based on the text read from the English course book.</p> <p>Writing Practice: Writing new words, making sentences and question/answer.</p> <p>Looking for sight words in the text students read.</p> <p>Experiential Learning</p> <p>Identify and make a list of naming words present in and around their homes.</p> <p>Teacher shows the flash card on action words and students enact the same.</p> <p>Experiential Learning (Culinary Art) : Making a sandwich and listing five actions done by them while making the sandwich.</p>	<ul style="list-style-type: none"> • Google form • vocabulary • grammar • comprehension • Practice sheets related to the topics.

			 <p>(Integrating with Math)</p> <p>Art Integrated Activity (with dance): Learning Action Words through dance (Hindi Bal Geet - Bandar mama pahan pajama)</p>	
HINDI	<p>1) 3 और 4 अक्षर से बनने वाले शब्दों की पुनरावृत्ति</p> <p>2) स्वर ज्ञान अ-अः</p> <p>3) आ मात्रा ज्ञान1) पाठ-समझदार राजन</p>	<p>प्रत्येक छात्र ----- 3 और 4 अक्षरों को जोड़कर शब्दों का सही उच्चारण के साथ पठन और लेखन कर सकेंगे।</p> <p>- स्वर का सही उच्चारण के साथ पठन और लेखन कर सकेंगे।</p> <p>- स्वर को क्रम में लिख सकेंगे।</p> <p>- स्वर के अक्षर से शुरू होने वाले चित्र की पहचान कर सकेंगे।</p> <p>-आ मात्रा से बने शब्दों का सही उच्चारण के साथ पठन और लेखन कर सकेंगे।</p> <p>-मात्रा से जुड़े छोटे और बड़े शब्दों का पठन और लेखन कर सकेंगे।</p>	<p>रचनात्मक गतिविधियाँ---</p> <p>- चित्र देखकर सही फ़्लैश कार्ड की पहचान करना।</p> <p>- चित्र पहेली - स्वर से जुड़े अक्षर की खोज करना ।</p> <p>-वर्ग पहेली से आ मात्रा से बनी सब्जी और फलों के नामों को ढूँढना।</p> <p>- पाठ से आ मात्रा के शब्द चुनकर लिखिए ।</p> <p>अनुभव आधारित गतिविधि --</p> <p>1- फ़्लैश कार्ड से स्वर के सही जोड़े बनाना</p>  <p>2 -आ मात्रा से जुड़े शरीर के अंग के नामों को ढूँढना।</p>	<p>-विषय और उपविषय पर आधारित कार्यपत्र</p> <p>- गूगल फॉर्म के माध्यम से बहुविकल्पी प्रश्न-उत्तर</p>

 <p>* छोटे और बड़े शब्दों का लेखन</p> <p>* शब्द बनाओ</p> <p>* वाक्य लेखन</p> <p>4) अपठित गद्यांश</p>	<p>-नवीन शब्दावली में वृद्धि होगी ।</p> <p>-शब्द निर्माण कर सकेंगे।</p> <p>- चित्र देखकर सही शब्द लिख सकेंगे।</p> <p>-वाक्य लेखन से जुड़े नियम समझकर पठन और लेखन कर सकेंगे।</p> <p>-गद्यांश का अर्थग्रहण कर सही उत्तर चयन और लेखन में सक्षम होंगे ।</p>	 <p>3-आ मात्रा की वास्तविक चीजें दिखाना जैसे - आम, ताला , काला रंग , बाजा , गमला, गाजर</p> <p>कला एकीकृत गतिविधि-- तबले की आवाज़ की धुन पर आ मात्रा के शब्दों का उच्चारण करना ।</p>		
<p>MATH</p>	<p>1.Numbers from 10 to 20</p> <ul style="list-style-type: none"> Place values in a double digit number : tens and ones Symbolic and verbal representation of numbers from 10-20 Number names 10- 20 Sequencing: what comes just before/ just after /in between Comparison: greater than/less than/equal to Arrangement of numbers from least to the greatest. (up to 20) 	<ul style="list-style-type: none"> Each student will be able to- -indicate the place value of a given digit in a two digit number. -identify and write the numbers that come just before, just after or in between specific number(s) read and write number names of the numerals (10 to 20) Compare the given two numbers and use the greater than/less than/ equal to symbols (>,< , =) appropriately to indicate the relationship between two numbers(10 to 20) arrange the given three numbers from the least to the greatest (up to 20) 	<ol style="list-style-type: none"> Arrange the number cards from the least to the greatest and from the greatest to the least. Keep the books on your desk in order- thickest (with greatest number of pages) to the thinnest.(with least number of pages) <p>Experiential learning: Count the number of items like shirts in your cupboard/story books/ stickers/ crayons etc by grouping them into tens and ones.</p>  <p>Art Integrated Activity : Collage making:(reference: Indian artist –Jamini Roy) collect the given number of items (not more</p>	<ul style="list-style-type: none"> Google form Practice sheets related to the topics.

	<ul style="list-style-type: none"> Arrangement of numbers from greatest to least. (up to 20) 	<ul style="list-style-type: none"> arrange the given three numbers from greatest to the least (up to 20) 	<p>than 20) like bits of paper, ribbons, buttons etc and create a collage/decorate the image).</p> 	
--	---	---	--	--

<p>GA</p>	<p><u>-Parts of My Body</u></p> <p><u>-More About My Body</u></p> <p>Subtopics:</p> <ul style="list-style-type: none"> External body parts Functions of body parts <p><u>-Growing Up</u></p> <p>Subtopics</p> <ul style="list-style-type: none"> Stages of growth Animals and their babies <p>- Healthy Habits</p> <p>Subtopics:</p> <ul style="list-style-type: none"> Healthy habits Clean Habits 	<p>Each Child will be able to:</p> <ul style="list-style-type: none"> To name the external body parts. to tell the functions of external body part to note the stages of growth in our life to name the babies of different animals to list some healthy habits to list some clean habits to surmise the importance of adopting clean and healthy habits 	<p>1. Experiential Learning: Follow any two healthy habits and any two clean habits for one week and give yourself a star each day for successfully doing it.</p> <p>2. Watch the song, sing along</p> <p>Head, Shoulders, Knees & Toes - Exercise Song For Kids and follow the steps</p> <p>3. Art Integrated Activity: Learn some simple steps of bhangra followed by a discussion on how exercise keeps us healthy.</p> <p>Dance Steps For Beginners: Punjabi Bhangra Dance Steps</p>	<ul style="list-style-type: none"> Google Forms Practice sheets (Multiple choice questions, true/false, fill in the blanks etc)
------------------	---	--	--	--

ENGLISH

Off to School

One and more than one(Singular and Plural)



Punctuation

Each student will be able to-

- **Read** and comprehend the lesson.
- **answer** simple questions
- **spell** words from the lesson, few names of colors
- **construct** simple sentences
- **read** and comprehend simple stories and also answer questions based on the stories
- **Apply** the rules of punctuation in writing and reading.
- **Differentiate** between singular and plural naming words.
- **add 's'** to change a noun from singular to its plural form

Experiential Learning :

- Identify the singular and plural objects present in their homes.
- Make a list of things present in your school bag and label them as singular and plural.

Vocabulary: Writing down the difficult words of the lesson.

Reading and Comprehension: Read stories and answer questions based on the stories.


- Answering questions based on the text read from the English course book.
- Looking for sight words in the text students read.

Writing Practice: Writing new words, making sentences and question/answer.

Art Integrated Activity (with Physical Education) :

Teacher shows the flash card on one and many and students clap their hands if it is one and roll their hands if it is many.

Making a collage on one or many



Google form

- vocabulary
- grammar
- comprehension
- Practice sheets related to the topics.

1) इ मात्रा ज्ञान



पाठ - नई साइकिल



पाठ का वाचन

* छोटे और बड़े शब्दों का लेखन

* शब्द बनाओ

* वाक्य लेखन

2) हिन्दी के अंक १ -१० तक

3) अपठित गद्यांश

प्रत्येक छात्र---

-इ मात्रा की ध्वनि, पहचान और बनावट जानेगें।

-इ मात्रा से बने शब्दों का सही उच्चारण के साथ पठन और लेखन कर सकेंगे।

-मात्रा से जुड़े छोटे और बड़े शब्दों का पठन और लेखन कर सकेंगे।

-पाठ पर आधारित मौखिक प्रश्नावली ।

-नवीन शब्दावली में वृद्धि होगी ।

-शब्द निर्माण कर सकेंगे।

-चित्र देखकर सही शब्द लिख सकेंगे।

-1-2 वाक्य निर्माण में सक्षम ।

-संगीत के वाद्यों में रुचि बढ़ेगी।

-हिन्दी के अंक १ -१० पहचान तथा लेखन में सक्षम होंगे ।

-गद्यांश का अर्थग्रहण कर सही उत्तर चयन और लेखन में सक्षम होंगे ।

रचनात्मक गतिविधियाँ---

*इ मात्रा से जुड़ी कविता का हाव - भाव से गाना ।

अनुभव आधारित गतिविधि --

1-कक्षा में इ मात्रा से शुरू होने वाले बच्चों के नामों का लेखन करना ।

2- कागज़ का विमान बनाने की गतिविधि ।



3- इ मात्रा की वास्तविक चीजें दिखाना जैसे - किताब , गिलास, मिठाई.....

4- अपनी साइकिल से जुड़ी चीजें दिखाना -पहिया ,घंटी ,पैडल,हैंडल

कला एकीकृत गतिविधि--

(वर्ली कला) चिड़िया का चित्र वर्ली कला के माध्यम से बनाना ।

-विषय और उपविषय पर आधारित कार्यपत्र

-गूगल फॉर्म के माध्यम से बहुविकल्पी प्रश्न-उत्तर



MATH

Addition (up to 10)

- Concept of addition
- Horizontal and vertical addition
- Simple statement questions



Measurement

- Comparison of length and height: longer/ shorter /taller/equal length/ longest/ shortest/tallest

Each student will be able to-

- Write the sum of two single digit numbers positioned horizontally with respect to each other by counting forward.
- Write the sum of two single digit numbers positioned vertically with respect to each other by counting forward.
- Solve the simple statement questions.

- to indicate the longest/ tallest and shortest item from the given set of three items
- Compare the length and height of given 2 objects.
- measure the length and height of objects using suitable non-

Sing the addition song


Solve the simple statement questions.

Experiential Learning: Play quiz (4 rounds of 2 marks each) with your family members and count the total score of each member.

Art integrated activity: Culinary art: Students will make a fruit salad by adding many fruits. (The end result of addition is more than the addends)




Story telling: Jataka Tales: (the cloud is falling) and find the total number of animals present in the story.



Google form

- Practice sheets related to the topics.
- quiz

- Google form

	<ul style="list-style-type: none"> • Non-standard measurement of length using materials like pencil, ruler, eraser, hand span, foot span, etc 	<p>standard units (hand span, foot span, pencil, etc)</p>	<ol style="list-style-type: none"> 1. Draw your family picture. Write tallest near the tallest person and shortest near the shortest person and circle the person whom you spend maximum time with 2. Compare the length of your and your father's/mother's/sibling's shirt. <p>Experiential Learning: Measure the length of your bed/ dining table/ study table using a pencil and indicate which is longest.</p> <p>Find out how many footsteps is the distance from your room to the kitchen.</p> <p>Art Integrated Activity: Mask making (used in dance form- Chhau of West Bengal) Student will create mask (with construction sheets/paper plates) for herself/himself using the non-standard measurement. (measure the dimensions of face using eraser or hand span)</p>	<ul style="list-style-type: none"> • Practice sheets related to the topics. • quiz
<p>GA</p>	<p>Homes of Two Friends</p> <p>Subtopics:</p> <ul style="list-style-type: none"> • Types of houses • Rooms in a house and their purpose <p>Taking Care of My Things</p> <p>- Cleanliness</p> <p>- Being safe</p> <p>Subtopics:</p> <ul style="list-style-type: none"> • Safety at home • Safety at school 	<p>Each student will be able to:</p> <ul style="list-style-type: none"> • Identify different types of houses in cities. • To reason out why there are different rooms in a house and tell their purpose. • to list ways to keep their rooms clean • to recognize the importance of keeping the house tidy and to take care of our belongings • to demonstrate safe habits and follow them 	 <ol style="list-style-type: none"> 1. Art Integrated Activity: The students will be introduced to Warli art. They will draw a house using circles, squares, triangles, dots, straight, curved and slanting lines. 2. Sing the song Learn Rooms of the House Song with Matt Action Songs for Children Learn English Kids 3. Experiential Learning: Think, discuss and write two things that you can do to keep your room clean and make it a habit to do these two things every day. 4. Listen to the story of the Little Red Riding Hood and discuss if it's okay to talk to strangers. 	<ul style="list-style-type: none"> • Google Forms • Practice sheets • (Multiple choice]questions, true/false, fill in the blanks etc)

SEPTEMBER

ENGLISH

Let's Have lunch

Articles 'a' and 'an'

Punctuation

Each student will be able to-

- **read** and comprehend the lesson, names of few fruits and vegetables
- **answer** simple questions
- **spell** words from the lesson
- **construct** simple sentences
- **read** and comprehend simple stories and also answer questions based on the stories
- **Apply** the rules of punctuation in writing and reading.
- Identify words beginning with vowels and consonants and use appropriate article

Vocabulary: Writing down the difficult words of the lesson.

Reading and Comprehension: Read stories and answer questions based on the stories.

Answering questions based on the text read from the English course book.

Looking for sight words in the text students read. Making sentences using these sight words. (orally)

Writing Practice: Writing new words, making sentences and question/answer.

Experiential Learning:

Design a healthy menu for their lunch.



Art Integrated Activity (with Physical Education) :

Teacher shows the flash card having pictures and students will jump if 'a' has to be used before the picture and clap if 'an' has to be used before the picture. They will also identify the pictures and name them. Students write down the names of five things in their homes with a or an before the words.



Google form

- vocabulary
- grammar
- comprehension
- Practice sheets related to the topics.

1) ई मात्रा ज्ञान

पाठ -दीपावली मनाई



पाठ का वाचन

2) उ मात्रा ज्ञान

कविता-गुनगुनाता मुर्गा



* छोटे और बड़े शब्दों का लेखन

* शब्द बनाओ

* वाक्य लेखन

प्रत्येक छात्र---

-ई और उ मात्रा की ध्वनि, पहचान और बनावट जानेगें।

- इ और ई की मात्रा की ध्वनि के अंतर को जानेंगे ।

- ई और उ मात्रा से बने शब्दों का सही उच्चारण के साथ पठन और लेखन कर सकेंगे।

-मात्रा से जुड़े छोटे और बड़े शब्दों का पठन और लेखन कर सकेंगे।

-पाठ पर आधारित मौखिक प्रश्नावली ।

-नवीन शब्दावली मे वृद्धि होगी ।

-शब्द निर्माण कर सकेंगे।

-1-2 वाक्य निर्माण में सक्षम ।

-चित्र देखकर सही शब्द लिख सकेंगे।

-2-3 त्योहारों के नाम बताने में सक्षम।

रचनात्मक गतिविधियाँ---

*रंगीन कागज़ पर मात्रा शब्दों के लेखन की गतिविधि ।

*त्योहार और पक्षियों की कविता का आनंद लेना ।

अनुभव आधारित गतिविधि --

1-रंगीन कागज़ से दीवाली की सजावट बनाने की गतिविधि ।



2-अपने पसंद के पक्षी की स्टिक कठपुतली बनाने की गतिविधि ।





3- वास्तविक चीजें दिखाना जैसे -सीटी ,गुलाब , कुर्सी ,साड़ी

कला एकीकृत गतिविधि-- (मंडला कला) जिसे बिन्दु कला भी कहा जाता है । दीवाली की रंगोली बनाकर सजाना ।

-विषय और उपविषय पर आधारित कार्यपत्र

-गूगल फ़ॉर्म के माध्यम से बहुविकल्पी प्रश्न-उत्तर

	<p>3) अपठित गद्यांश</p>	<p>-अपने आस -पास दिखाई देने वाले 1-2 पक्षियों के नाम बताने में सक्षम। -गद्यांश का अर्थग्रहण कर सही उत्तर चयन और लेखन में सक्षम होंगे ।</p>		
<p>MATH</p>	<p>Subtraction (up to 10)</p> <ul style="list-style-type: none"> • Concept of subtraction • Horizontal and vertical subtraction • Simple statement questions <p>Number concepts up to 50:</p> <ul style="list-style-type: none"> • Numerals and number names • Sequencing : what comes just before, just after and in between • Comparison of numbers (greater than/less than/equal to) 	<p>Each student should be able to-</p> <ul style="list-style-type: none"> • Write the difference between two single digit numbers positioned horizontally with respect to each other. • Write the difference between two single digit numbers positioned vertically with respect to each other. • Solve simple statement questions. • identify the numerals from 20 to 50 • read and write the number names of the numerals (20 to 50) • Identify and write the number that comes just before / just after or in between the specific number(s). • compare the tw • given 2 digit numbers and write the greater than/less than/ equal to symbols ($>$, $<$, $=$) appropriately to indicate the relationship between two numbers(20 to 50) 	<p>1.Find the difference between two numbers given to you mentally and hop those many times.</p> <p>2. Play the thirty seconds game-Record the number of items collected by you and your partner (any one family member) in just thirty seconds. Subtract the number of items collected by both to find out the difference</p> <p>Experiential Learning: Play bowling game. Place nine bottles/glasses at one place and roll a ball to knock down some. Now count and find the difference.</p>  <p>Art Integrated Activity:Story telling: Folk tale : Fisherman who had five shells.</p> <p>Find out few objects at home with two digit numbers written on them. (eg- page numbers, price tags, calendar)</p> <p>Experiential Learning: Organize your book shelf /study table by stacking the books into groups of tens and ones. Count them and make a board for indicating the number of books kept for reading.</p> <p>Art Integrated Activity: Puppetry art of Rajasthan: Make a number gator puppet to play the 'comparison of number' game.</p>	<p>Google form</p> <p>Practice sheets related to the topics.</p> <p>Google form</p> <p>Practice sheets related to the topics.</p> <p>quiz</p>



<p>GA</p>	<p>Animals , Birds and Insects</p> <p>Subtopics:</p> <ul style="list-style-type: none"> -Wild animals and farm -Animal Homes -Things we get from animals Birds that fly that do not fly Common insects <p>Fruits, Vegetables and Flowers</p> <p>Subtopics:</p> <p>Parts of the plants-</p> <ul style="list-style-type: none"> • identification of various • fruits, flowers and • vegetables • Food from plants • Vegetarian and non-vegetarian food 	<p>Each child will be able to:</p> <ul style="list-style-type: none"> • differentiate between wild and farm animals • name some animals and their homes • list things we get from animals • identify some common birds • identify some common insects • name the parts of a plant • name fruits, flowers and vegetables • list food items we get from plants • list food we get from animals 	<p><u>1. CIRCLE TIME</u> The students will bring to the class a toy, a book, or a stuffed animal which represents a farm animal/ a wild animal. The teacher will randomly call out a name and the student will tell everything they know about the animal in question.</p> <p>2. Experiential Learning: The students will plant a kidney bean in a small pot and watch it grow.</p> <p>3. The students will sing the song Animal Homes Song - ChuChu TV Nursery Rhymes & Kids Songs</p> <p>5. Art Integrated Activity: The students will watch a short video Block Printing of Fabrics. Jaipur, India</p> <p>They will then take a lady's finger, cut it, dip it in poster colours of their choice and make interesting patterns on a paper or an envelope.</p>	<p>Google Forms</p> <ul style="list-style-type: none"> • Practice sheets • (Multiple choice questions, true/false, fill in the blanks etc.)
------------------	--	--	---	---