




Subject	No. of period / Topics	Learning Outcome	Activities	Review
JULY				
ENGLISH	<p><u>Course book And Workbook</u> The Ant and the Grasshopper</p> <p><u>Concepts</u></p> <ul style="list-style-type: none"> • Articles-Use of a, an, the • Pronouns • (He ,She ,It, We, They, Him, Her, Us, Them) • Compound words • Poem • What is Pink? <p><u>Worksheet 2</u> <u>Enrichment Reader</u> The Blue Pot and the Red Pot</p> <p><u>Picture Composition</u> <u>Comprehension</u></p> 	<p>Each child will be able to</p> <ul style="list-style-type: none"> • Use appropriate pronouns to replace the given nouns in sentences. • Apply appropriate rules of using articles • Show their knowledge of pronouns while writing and reading. • Write spellings of words • Recite Poem • Construct sentences • Read and comprehend the lesson. • Respond to text by answering at least three related questions • Write a picture composition. 	<p><u>Project :</u></p> <ul style="list-style-type: none"> • Make a collage of compound words in a pictorial form.  <p><u>Art Integrated Activity-</u></p> <ul style="list-style-type: none"> • Make a grasshopper using egg carton. Paint it. Show it and speak about its one quality.  <p><u>Activity</u></p> <ul style="list-style-type: none"> • Speak 6 to 7 sentences about any one person you like using the given number of pronouns in sentences. • Teacher gives sentences with nouns and asks students to replace nouns with the pronouns. <p><u>Experiential Learning.</u></p> <ul style="list-style-type: none"> • Virtual visit to a school cafeteria and picking out compound words 	<ul style="list-style-type: none"> • Google Forms worksheets • Worksheets on the given topic • Explain in two or three sentences • MCQs • Question Time • Content based speaking and writing exercises.

पाठ- बदल गई सुहानी



पाठ पठन
शब्द अर्थ
वाक्य बनाना
प्रश्न उत्तर

पहेलियाँ बूझो

मात्रा ज्ञान ऋ से शब्द लेखन।



अपठित गद्यांश

प्रत्येक छात्र -----

- पाठ को समझकर पढ़ने का प्रयास कर सकेंगे।
- पाठ से जुड़े 2-3 नवीन शब्दों के अर्थ समझकर लेखन करने में सक्षम हो सकेंगे
- चित्र पहचानकर शब्द लेखन में सक्षम ।
- पाठ से जुड़े 3-4 शब्दों से वाक्य लेखन करने में सक्षम ।
- पाठ से दिए वाक्यों में सही शब्द लिख सकेंगे ।
- पाठ से जुड़े 3 प्रश्नों के उत्तर लेखन में सक्षम।
- बच्चे जिम्मेदार बनेंगे तथा सामान को व्यवस्थित रखना सीखेंगे ।
- ऋ मात्रा के शब्दों की पहचान, सही उच्चारण और लेखन कर सकेंगे
- ऋ मात्रा के चित्र देखकर सही शब्दों का लेखन कर सकेंगे

रचनात्मक कार्य ----

- शब्द खेल --- शब्दों की खोज करना ।



- स्कूल से जुड़ी अलग-अलग चीज़ों की पहचान शब्द

चित्र द्वारा।

चित्र कला ---

- रंगीन पेंसिल रंगों की मदद से सुंदर ग्रीटिंग कार्ड बनाने की गतिविधि ।
- पहेलियाँ बूझो - कोई चीज़ों के कार्ड चित्र सहित बनाकर। जैसे घड़ी ,पुस्तक आदि।
- अनुभव विस्तार -अपनी कल्पना के आधार पर स्कूल का सुंदर चित्र बनाना और तीन वाक्य।

-विषय और उपविषय पर आधारित कार्यपत्र

- गूगल फ़ॉर्म के माध्यम से बहुविकल्पी प्रश्न-उत्तर

-गद्यांश का अर्थग्रहण कर सही उत्तर चयन और लेखन में सक्षम होंगे ।



MATH

Addition

- Regrouping tens and ones
- Adding 2 / 3 digit numbers with and without regrouping.
- Simple word problems
- Numbers 200 - 400



Each child will be able to

- Read and write number and number names between 200-400
- Compare numbers
- Sequence numbers in correct order
- Add 2 digit and 3 digit numbers with or without regrouping.
- Solve simple word problems with given information.

1. Coat hanger and peg addition machine.
Students will roll two dice and then place the pegs on the coat hanger to show the two numbers rolled. This provides them with concrete materials to then count the total.





2. Just a minute - Play a number game with any two members of your family. Instruct the 2 players to write maximum number of English alphabets in 1 minute. Add and find the total number of alphabets.
3. Number game-Add and cover with the right lid



Experiential learning- Comparing numbers by displaying concrete objects in groups of tens and ones.

- Google Forms worksheets
- MCQ
- -Worksheets on the given topic

			<p>Art Integrated- Madhubani Draw two madhubani leaves with 10-12 veins in each leaf. Add and find out the total number of veins.</p>  <p>Madhubani art (or Mithila painting) is a style of Indian painting, originated in Bihar. It is characterized by its eye-catching geometrical patterns.</p>	
<p>GA</p>	<p>Topic L-10: The food we eat L-14: The clothes we wear</p> <p>Concepts</p> <ul style="list-style-type: none"> • Group discussion- Discussion on different fruit trees around the school. • Types of food • Good food habits • Different types of clothes 	<p>Each child will be able to-</p> <ul style="list-style-type: none"> • Tell the importance of food. • Learn about the healthy eating habits • Distinguish between different fabrics • Recognize the link between clothing and weather. • Differentiate between different types of food • Recognize and tell from where do we get our food • Express your views on good food habits 	<p>Project -Bring different fabrics and design a dress.</p> <p>Art Integrated Activity-</p> <p>a) Cloth weaving an ancient art followed by weavers of our country-Weave a design using a drawing sheet and strips of colored paper ,share your experience b) Lay a dinner table.</p> 	<ul style="list-style-type: none"> -Google Forms worksheets -Worksheets on the given topic -MCQs -Colour pictures of plant and animal food items. -Recognize and name the different types of food. -Discuss need for eating healthy food -Tick the correct answer. -Complete the word.

Activity

Why Wash Food?


- Discuss and write two ways we can keep fruits clean and fresh.
- Create a nature album

Life Skills



Eat with Style

Experiential Learning

Virtual visit to a tailor shop and observe how a cloth is cut, stitched into a dress. Discuss the process of stitching a dress.



AUGUST

<p>ENGLISH</p>	<p>Course book And Workbook The Test Worksheet 3 <u>Concepts</u> Punctuation-Capital letters, full stop Adjectives-quality (Demonstrative pronouns this, that, these, those) <u>Poem</u> My Hat <u>Enrichment Reader</u> The Jackal and the Drum Picture Composition Comprehension</p>	<p>Each child will be able to-</p> <ul style="list-style-type: none"> -Identify and demonstrate the correct use to adjectives -Apply appropriate rules of punctuation. -Illustrate their knowledge of capital letter And full stop while speaking and reading. --Use adjectives to describe nouns. -Construct simple sentences using pronouns -Spell words -Recite the poem -Frame sentences -Write a picture composition. 	<p>Art Integrated Activity- Create a bookmark using dry leaves, dry petals and dry twigs. Share your views on cane items made in Sikkim. Which part of the plant is used for making cane?</p>  <p>Activity</p> <ul style="list-style-type: none"> • Describe the given picture after discussing. • Finding adjectives in the paragraph. • Who is your favorite character and why? • What would you do if you were the jackal in the story? • Fill in the blanks using a, an, the. <p>Experiential Learning Finding adjectives in the living room.</p>	<ul style="list-style-type: none"> • Google Forms worksheets • Worksheets on the given topic • Explain in two or three sentences • MCQs • Question Time • Content based speaking and writing exercises. • Writing exercise.
<p>HINDI</p>	<p>पाठ- अब हम दोस्त हैं</p>  <ul style="list-style-type: none"> - पाठ का सरल वाचन - शब्द -अर्थ - प्रश्न -उत्तर 	<p>प्रत्येक छात्र -----पाठ को समझकर पढ़ने का प्रयास कर सकेंगे।</p> <ul style="list-style-type: none"> - पाठ से जुड़े 2-3 नवीन शब्दों के अर्थ समझकर लेखन करने में सक्षम हो सकेंगे - चित्र पहचानकर शब्द लेखन में सक्षम । - पाठ से जुड़े 3-4 शब्दों से वाक्य लेखन करने में सक्षम । 	<p>रचनात्मक कार्य ----</p> <ul style="list-style-type: none"> -अपने प्यारे दोस्त के लिए सुंदर कार्ड बनाना। -सच्ची मित्रता से जुड़ी पंचतंत्र की एक कहानी का चित्र वर्णन करना। 	<p>विषय और उपविषय पर आधारित कार्यपत्र</p> <ul style="list-style-type: none"> - गूगल फॉर्म के माध्यम से बहुविकल्पी प्रश्न-उत्तर

-वाक्य बनाना।

चित्र वर्णन

कविता - मीठा झगड़ा



- कविता का सरल वाचन।

- शब्द -अर्थ

-शब्द चित्र

- वाक्य बनाना।

व्याकरण ज्ञान

वचन बदलना।

आधे अक्षर के शब्द।

अपठित गद्यांश

- पाठ से दिए वाक्यों में सही शब्द लिख सकेंगे।

- पाठ से जुड़े 3 प्रश्नों के उत्तर लेखन में सक्षम।

-छात्र मित्रता का महत्व समझकर सहायता करेंगे।

चित्र देखकर 4-5 वाक्य लेखन करने में सक्षम।

- कविता का लय में सस्वर वाचन कर सकेंगे।
(पाँच पंक्तियाँ)

- कविता की 3-4 पंक्तियाँ पूरी करने में सक्षम हो सकेंगे।

- कविता से जुड़े 2-3 नवीन शब्दों के अर्थ समझकर लेखन करने में सक्षम हो सकेंगे।

- कविता मीठा झगड़ा से जुड़े वाक्य चित्र पहचानकर लेखन कर सकेंगे।

-एक और अनेक चीजों की पहचान कर सकेंगे।

-चीजों के वचन बदलाव कर लेखन कर सकेंगे।

-आधे अक्षर से बने शब्दों के पठन और लेखन में सक्षम।

-तालाब का चित्र बनाकर उसमें 2-3 पानी में रहनेवाले जीव बनाना।



-अपनी पसंद की मीठी चीजों की एक थाली सजाएँ।

चित्र कला ---

दूध से बनने वाली चीजों के सूची बनाइए।

अनुभव विस्तार -अपनी कल्पना अनुसार दूध की थैली बनाकर दूध से कोई दो लाभ लिखिए।

-घर में रखी चीजों के वचन बदलाव के खेल की गतिविधि।

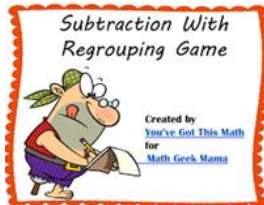
-गद्यांश का अर्थग्रहण कर सही उत्तर चयन और लेखन में सक्षम होंगे ।

-आधे अक्षर से बने शब्दों को चुनकर सही जगह लेखन ।

MATH


Subtraction-

- Subtraction of 2-digits and 3-digit numbers with and without regrouping.
- Word Problems
- Numbers 400-600



Each child will be able to-

- Subtract numbers by counting backward
- Subtract 2 digit numbers.
- Regroup into tens
- Solve simple word problems

Leave Subtract
Minus  Less
Take away Difference

1. Hop scotch - Arrange number cards from 10-20 in a straight line on the floor. Hop backwards and subtract numbers.
2. Find out and read the price tag (2 digits only) on any two grocery items. Subtract the lesser number from the greater number.



3. Bean and straw game-Pick up beans with a straw in 30 seconds. Find out how many left.






Experiential learning- Help your mother in calculating and comparing any two days green grocery bill.

Art Integrated- Sikkim's bamboo water bottles.

Lachen located in North Sikkim is the first town in the country to completely ban plastic water bottles.

- Google Forms worksheets
- MCQ
- -Worksheets on the given topic

			<p>Draw and design your own bamboo water bottle</p>  <p>A unit produces 95 bamboo bottles on Monday and 80 bamboo bottles on Tuesday. Which day it produces lesser number of bottles?</p>	
<p>GA</p>	<p>Topic L-15 The houses we build L-21: Festivals (Independence Day)</p> <p>Concepts -Recognize and name different types of houses. -Houses in villages -Houses in cities and towns -Special types of houses -Roofs -People who build houses</p>	<p>Each child will be able to</p> <ul style="list-style-type: none"> • Identify the kinds of natural resources used in creating homes for people. • Examine the relationship between the type of home and its ability to meet the needs of the people in a given climatic region • Recognize and name some different types of homes and their main features • Show through simple drawings the main features of a house, 	<p>Project Make a toiletries pouch</p> <p>Art Integrated Activity- Design a tile using Warli art form</p>  <p>Activity</p> <ul style="list-style-type: none"> • List of materials required to build a house. • Draw two buildings and then answer simple questions • Draw two different rooms/clean and untidy and then answer simple questions after comparing them. <p>Experiential Learning Make a model of a house.</p> 	<ul style="list-style-type: none"> • Google Forms worksheets • Worksheets on the given topic • Explain in two or three sentences • MCQ • Discuss need for a strong house • Tick the correct answer. • Complete the word.

SEPTEMBER

ENGLISH

Course book And Workbook

The Spider's Lesson

Worksheet 5

Poem

The Swing

Concepts

Action Words

Synonyms Antonyms

Punctuation

Capital letter, full stop, question mark, comma

Enrichment Reader

The Wind and the Sun

Picture Composition

Comprehension

Each child will be able to-

- Identify and demonstrate the correct use of action words.
- Illustrate their knowledge of synonym and antonym while speaking and reading
- Associate each animal to the sound and the movement it makes.
- Differentiate between synonyms and antonyms.
- Spell words
- Recite the poem
- Frame sentences

Projects

Make a rap using synonyms/antonyms and sing it.

Art Integrated Activity-

Draw and paint a spider's web thus showing a colorful pattern on a sheet of paper.



Activity

-Role play on action words

-Sing the action words song

-Game on Synonyms and Antonyms

Experiential Learning

Tug of Words'

Team A will give a word that has a synonym / antonym and Team B will guess the synonym/antonym. Then Team A will take turns and do the vice- versa.

- Google Forms worksheets
- Worksheets on the given topic
- Explain in two or three sentences
- MCQs
- Writing exercise.
- Story Mapping
- Class Starter Questions
- One Sentence Strategy assessment

पाठ भालू का घर।



पाठ पठन

शब्द अर्थ

वाक्य बनाना

प्रश्न उत्तर

चित्र वर्णन

व्याकरण ज्ञानलिंग बदलकर शब्द
लेखन।

अपठित गद्यांश

प्रत्येक छात्र -----पाठ को समझकर पढ़ने का प्रयास कर सकेंगे।

- पाठ से जुड़े 2-3 नवीन शब्दों के अर्थ समझकर लेखन करने में सक्षम हो सकेंगे

- चित्र पहचानकर शब्द लेखन में सक्षम।

- पाठ से जुड़े 3-4 शब्दों से वाक्य लेखन करने में सक्षम।

- पाठ से दिए वाक्यों में सही शब्द लिख सकेंगे।

- पाठ से जुड़े 3 प्रश्नों के उत्तर लेखन में सक्षम।

- विभिन्न जीवों के घर को जानेंगे।

- छात्र कहानी को समझकर घमंड नहीं करेंगे।

- चित्र देखकर 4-5 वाक्य लेखन करने में सक्षम।

- लिंग बदलाव कर शब्दों की पहचान कर सकेंगे।

- लिंग बदलाव कर लेखन कर सकेंगे।

- गद्यांश का अर्थग्रहण कर सही उत्तर चयन और लेखन में सक्षम होंगे।

रचनात्मक कार्य ----

- कोई दो जानवरों के सुन्दर घर रंगीन कागज़ से बनाना।


चित्र कला --- - भालू का मुखौटा बनाना।



अनुभव विस्तार - भालू पर जानकारी जैसे आदतें, खान पान आदि का चार वाक्यों में लेखन।

- घर पर अतिथि के स्वागत में क्या करना चाहिए?
(मौखिक चर्चा)

- तरह - तरह के जीवों के घरों का मिलान कार्य।



विषय और उपविषय पर
आधारित कार्यपत्र

- गूगल फॉर्म के माध्यम से बहुविकल्पी प्रश्न-
उत्तर

-शब्दों के लिंग बदलाव का खेल ।

MATH

Lines, Shapes and Patterns

- Curved and straight lines
- Plane shapes and 3-D shapes
- Number patterns



Each child will be able to

- Draw and differentiate between curved and straight lines.
- Differentiate between 2D and 3D shapes and also identify their properties.
- Students should be able to identify and predict what should come next in patterns.

1. Nature talk- Find out and discuss curved and straight lines found in nature.



2. Make a glass pyramid, and note the number of glasses from top to bottom. Observe and identify the number pattern.





3. Collect few items and sort them in the following categories:

can roll / can slide



- Google Forms worksheets
- MCQ
- Worksheets on the given topic

			<p>Experiential learning- ‘Shapes, lines and curves’ on my plate. Observe and look for shapes, lines and curves in different food items. e.g. bread(square, straight lines)</p> <p>Art Integrated-Warli Draw one human and one animal figure based on warli art and observe different shapes.</p>  <p>Warli is a style of tribal art originated and practiced in Maharashtra.</p>	
<p>GA</p>	<p>Topic L18: Places of work around us L-19 How a letter finds its way L-21:Our Festivals (Dussehra)</p> <p>Concepts</p> <ul style="list-style-type: none"> • Find out the landmarks of your neighborhood • How should we keep our neighborhood clean • Explain a post office, bank, market, police station etc. 	<p>Each child will be able to-</p> <ul style="list-style-type: none"> • Search useful places near your house • Learn about the need for a market, police station or a post office • Understand that people belong to groups like neighborhoods and communities. • Recognize some people who help us. 	<p>Project Paste pictures and find out the colours of the uniform worn by policemen in Delhi, Kolkata, Mumbai and Chennai.</p> <p>Art Integrated Activity- Sikkim is famous for tea gardens. Make the famous mint tea and share with the family.</p>  <p>Activity</p> <ul style="list-style-type: none"> • Create a market scene together. • Collect the phone numbers of various important places in your neighborhood. • Whom should your father call if he has to design his office? 	<ul style="list-style-type: none"> • Google Forms worksheets • Worksheets on the given topic • Explain in two or three sentences • MCQs • Discussion on the given topic • Tick the correct answer. • Agree/disagree activity.

Experiential Learning

Virtual visit to Sikkim. Discuss the scenery and people.

