








**TAGORE INTERNATIONAL SCHOOL**  
**VASANT VIHAR, NEW DELHI**  
**PARENTS SYLLABUS (2020-21)**  
**CLASS VII**  
**OCTOBER-MARCH**


Subject	Topics Covered / No. of Periods	Learning Outcomes	Activities	Assessments
<b>OCTOBER</b>				
<b>Math</b>	<b>SIMPLE LINEAR EQUATIONS (PART)</b> <ul style="list-style-type: none"> <li>•Complex equations</li> <li>•Check the value of the variable for the given equation(6)</li> </ul> <b>CONGRUENCE OF TRIANGLES</b> <ul style="list-style-type: none"> <li>•Idea of congruence</li> <li>•Congruence of plane figures , line segments , angles</li> <li>•Corresponding elements of congruent triangles</li> <li>•Criteria for congruence of triangles</li> <li>SSS congruence condition</li> <li>SAS congruence condition</li> <li>ASA congruence condition</li> </ul>	<b>Each child will be able to :</b> <ul style="list-style-type: none"> <li>•Solve complex equations to find the value for which it holds true</li> <li>•Check the value of variable for a given equation</li> <li>•Explain congruence</li> <li>•State the condition for the two plane figures to be congruent</li> <li>•State the conditions of congruency</li> <li>•Justify why AAA is not a congruence condition</li> <li>•Write the symbol of congruence</li> <li>•Draw suitable figures to demonstrate each congruence condition</li> <li>•Write the statement of congruence in symbolic form</li> <li>•recognize when, and explain why, two triangles are congruent,</li> <li>•Use the properties of congruent triangles to solve problems.</li> </ul>	<b>ART INTEGRATION:</b>  <b>MAKING RANGOLI PATTERNS TO DEPICT CONGRUENCY</b>   <b>EXPERIENTIAL LEARNING:</b>  <a href="https://www.youtube.com/watch?v=n9U0sDHRsf8">https://www.youtube.com/watch?v=n9U0sDHRsf8</a> <b>CONGRUENT TRIANGLES -</b>	Educosoft Assignments  MCQ - Google forms  Google docs  Entry & Exit tickets from the class  Worksheets  Graphic Organisers  Weekly Test



	RHS congruence condition		Simple paper folding proof. 	
<b>English</b>	<p>Sir Lawley's Ghost</p> <ul style="list-style-type: none"> <li>-Theme</li> <li>-Sounds</li> <li>-events</li> <li>-sights</li> </ul> <p>Life Skills- Creative Thinking (What to do?)</p> <p><b>Grammar-</b> Reported Speech (3)</p> <ul style="list-style-type: none"> <li>-what is reported speech?</li> <li>-difference between direct and indirect speech</li> </ul> <p>Rules</p> <p><b>Writing Skill-</b> Informal Letter-format</p> <ul style="list-style-type: none"> <li>-content</li> <li>-style</li> </ul> <p>Advertisement</p> <ul style="list-style-type: none"> <li>-Content.</li> </ul>	<p><b>Each child will be able to-</b></p> <ul style="list-style-type: none"> <li>-read the allotted portion loudly and clearly.</li> <li>-mark new terminology and find meanings of the same.</li> <li>- construct sentences with new terminology.</li> <li>-sequence the given events correctly.</li> <li>- Identify the words associated with fear</li> <li>-spell /pronounce all new words correctly.</li> <li>-answer questions after reading the extract.</li> <li>- convert direct sentences into indirect speech.</li> <li>-apply the reported speech rules correctly.</li> <li>-write an informal letter correctly using the correct format.</li> <li>-design an advertisement using all the elements of an advertisement.</li> <li>--listen to the extract being read and complete the given exercises</li> <li>-write a descriptive essay within the specified word limit.</li> </ul>	<p><b>Experiential Learning-MI :</b> Ghost Caricature and discussion on superstitions.</p> <p><b>Learning by Doing-</b> (Clippings of horror movies of their choice)</p> <p>The class is divided into groups, each group is allotted a particular part of the movie to watch and summarise;</p> <p>Each group will present a brief summary in the class.</p> <p><b>Word Wall- (Pinterest)</b> Collect all the words associated with the theme of this unit. (Ghosts and Fear)</p>	<p>Summarize the lesson in their own words.(Verbal)</p> <p>Pronunciation Practice- New terminology pronunciation test.</p> <p>Activity Sheets for vocabulary building</p> <p>Spelling Test</p> <p>Worksheets and handouts</p> <p>Google Forms</p> <p>Google Docs</p> <p>Speaking Skill Assessment</p>


	-Style  Essay 2- Descriptive/Argumentative		Research Based- 'Daddy Long Legs' find out how an entire novel was written in letters.  <b>Art Integration-</b> Create a short graphic novel/booklet of the story 'Sir Lawley's Ghost'.	
<b>Hindi</b>	<b>मधुप</b>  पाठ- बापू के पत्र मीराबेन के नाम  नवीन शब्दावली  वाक्य रचना  प्रश्न उत्तर   कालांश ३  <b>व्याकरण</b>  मुहावरे  <b>लेखन</b>  अनुच्छेद  औपचारिक पत्र	<b>प्रत्येक छात्र</b>  औपचारिक -अनौपचारिक पत्र में अंतर जान पाएगा ।  उपवास का महत्व , सादे भोजन के गुणों को जान पाएगा  स्वास्थ्य के प्रति सजग हो पाएगा।  समय का सदुपयोग जान पाएगा।	<b>रचनात्मक कार्य</b>  बापू के बचपन से लेकर उनके मृत्यु तक की अंतिम यात्रा को एक समय रेखा द्वारा प्रदर्शित करवाया जाएगा।  मेरा थैला गतिविधि-  	गूगल आलेख व प्रपत्र द्वारा मूल्यांकन  मौखिक चर्चा द्वारा।  व्याख्यात्मक अभ्यास पत्र के माध्यम से।  लिखित प्रश्नों के माध्यम से। मौखिक तथा लिखित कार्य की चर्चा व जाँच द्वारा।  अभ्यास कार्यपत्र की चर्चा व निरीक्षण द्वारा  व्याख्यात्मक लेखन व वाचन द्वारा  लिखित प्रश्नों के उत्तर श्रवण माध्यम द्वारा ।  Quizizz.com पर खेल का आयोजन।

	अपठित गद्यांश कालांश २ <b>बाल महाभारत</b> द्वेष करने वाले का जी नहीं भरता मायावी सरोवर यक्ष प्रश्न अज्ञातवास प्रतिज्ञा- पूर्ति विराट का भ्रम मंत्रणा राजदूत संजय कालांश ४	<b>बाल महाभारत</b> महाभारत के चरित्रों के संवाद उनके व्यवहार आदि से परिचित हो जाएगा। महाभारत के किसी भी प्रिय पात्र की प्रस्तुति कक्षा में दिखा जाएगा।	सूती या खादी के बने कपड़े के थैले पर मधुबनी या वारली चित्र कला।  <u><b>कला समावेशन</b></u>  महाभारत के किसी भी प्रिय पात्र व संवाद की अभिनय प्रस्तुति व्यक्तिगत या सामूहिक रूप से करवाई जाएगी।  <b>शब्द दीवार का निर्माण</b>	
<b>Science</b>	<b>Reproduction in plants</b> Reproduction -types Asexual - vegetative propagation -Sexual reproduction in plants	<ul style="list-style-type: none"> <li>● Define reproduction</li> <li>● Distinguish between sexual and asexual reproduction</li> <li>● Define vegetative propagation</li> <li>● Explain the meaning of sexual reproduction</li> <li>● Sketch the reproductive parts of a flower</li> </ul>	<u><b>ART INTEGRATION</b></u> <b>FLORA SKETCHES- SYMBOLISM OF FLOWERS IN INDIAN ART</b>	Educosoft Assignments MCQ - Google forms Google docs Entry & Exit tickets from the class


	<p>-self and cross pollination.</p> <p>-Fertilization of male and female cells and formation of seed</p> <p>-Artificial techniques of reproduction in plants</p>	<ul style="list-style-type: none"> <li>• Differentiate between self pollination and cross pollination</li> <li>• Explain the process of fertilization in flowers</li> <li>• List the advantages and disadvantages of vegetative propagation</li> <li>• Distinguish between unisexual and bisexual flowers and give examples of each</li> <li>• Define zygote and pollination</li> <li>• Discuss the various agents of pollination</li> <li>• List techniques of artificial reproduction</li> </ul>	 <p><b><u>EXPERIENTIAL LEARNING</u></b></p> <p><b>NATURE TRAIL:</b> Walk in a garden and pick up a few fallen flowers. Open them up and observe the parts of the flower.</p> <p><b><u>VIRTUAL 3D DISSECTION OF A FLOWER</u></b></p>	<p>Worksheets</p> <p>Graphic Organisers</p> <p>Weekly Test</p>
<b>Soc. Sc.</b>	<p><b>CIVICS</b></p> <p>State government : the executive</p> <p>1) Composition: Governor, Chief Minister Council of Ministers</p> <p>2) Governor-term, appointment &amp; powers</p> <p>3) ) Chief Minister-term, appointment and powers</p> <p>4) Process of formation of state govt.</p> <p>5) Administration of Union</p>	<p>Each student will be able to:</p> <ul style="list-style-type: none"> <li>- State the appointment, powers and terms of Governor</li> <li>- State the appointment, powers and terms of Chief Minister</li> <li>- Explain how state government is formed</li> <li>- Administration of Union territories</li> </ul>	<p>ART INTEGRATION LEARNING</p> <p>Video Making</p>  <p>Topic : <u>My State My Government</u></p> <p>Students will create a video on an imaginary state and will randomly choose or be assigned a type of</p>	<p>Google Forms</p> <p>Google Docs.</p> <p>Worksheets</p> <p>Quizizz</p> <p>Exit tickets</p>

	<p>Territories</p> <p>4 Classes</p> <p><b>GEOGRAPHY</b></p> <p>Life in Deserts</p> <p>1) Introduction of a Desert- hot and Cold</p> <p>2) The Sahara Desert- as a hot desert</p> <p>3) The Ladakh - as a Cold Desert</p> <p>4 Classes</p>	<p>Each Student will be able to :-</p> <ul style="list-style-type: none"> <li>- Name a hot desert and a cold desert and locate them on world map</li> <li>- Explain the differences and similarities in hot and cold desert.</li> <li>- Compare the life of people in Sahara and Ladakh</li> </ul>	<p>government, name their fictional state, right laws and make decisions about how it is governed.</p> <p><b>ART INTEGRATION LEARNING</b></p> <p>Infographic Making</p> <p>Students will create an Infographic on 'Desert'.</p> 	
संस्कृतम्	<p><u>कालांश-4</u></p> <p>ऋतुराजः वसन्तः(उपसर्गः) (2)</p> <p>व्याकरणम् – धातुरूप- कृध्, नृत् (४ लकार) (1)</p> <p>रचनात्मक-कार्य – पत्र-पूर्ति, चित्रवर्णनम् (1)</p>	<p>प्रत्येक छात्र</p> <ul style="list-style-type: none"> <li>* उपसर्ग विषयक मुख्य बिन्दुओं में से कम से कम ३-४ का लेखन व वाचन कर सकेगा।</li> <li>* कथाविषय पर आधारित प्रश्नों के उत्तर लिख सकेगा।</li> <li>* संस्कृत उपसर्गों का प्रयोग कम से कम ३-४ वाक्यों में कर सकेगा।</li> <li>* संस्कृत धातुरूप का प्रयोग कम से कम 3-4</li> </ul>	<p>सृजनात्मक कार्य के अन्तर्गत</p> <ul style="list-style-type: none"> <li>Ø कलासमन्वय – उपसर्गों का प्रयोग करते हुए चार पंक्तियों की कविता रचना।</li> <li>Ø बुद्धिनिष्ठा के द्वारा जीवनोपयोगी वस्तुओं अथवा दिनचर्या में प्रयुक्त उपसर्ग युक्त शब्दों की सूची बनवाना। यथा-</li> </ul>	<p>विषय से संबंधित मौखिक व लिखित प्रश्नोत्तर व अभ्यासकार्य के माध्यम से तथा व्याकरण में प्रायोगिक अभ्यासकार्यपत्र, गूगल आलेख व गूगल प्रपत्र द्वारा मूल्यांकित किया जाएगा।</p>

		<p>वाक्यों में कर सकेगा।</p> <p>* पत्र में सही शब्द की यथोचित स्थान पर पूर्ति कर सकेगा।</p> <p>* चित्राधारित हिन्दी वाक्य रचना तथा उन वाक्यों का संस्कृतानुवाद कर सकेगा।</p>	<p>उपनेत्रम् -</p>   <p>अनुस्वार - इत्यादि।</p> <p>Ø प्रवाहसंचित्र के माध्यम से उपसर्गों का लेखन करना तथा कथानक में आए उपसर्गों के साथ अलग अलग धातु जोड़ना तथा वाक्य बनाना। यथा-</p> <p>अनु+गच्छति सः अम्बाम् अनुगच्छति।</p> <p>अनु+कृ सः मित्रम् अनुकरोति।</p> <p>Ø चित्राधारित हिन्दी वाक्यों का संस्कृतानुवाद</p>	<p><u>समापन गतिविधि</u> (Closure activity) में विषयसंबंधी मुख्य बिन्दुओं का <u>मनोनक्शा</u> (Concept map) बनाएँगे।</p>
<b>French</b>	<p>Une Grande Nouvelle (2 classes)</p> <p>Prépositions de lieu (1 classes)</p> <p>Les Moyens de transport (1 class)</p>	<p>Students will be able to-</p> <p>Name all the various modes of transport in France.</p> <p>Use various prepositions of place in sentences.</p> <p>Answer questions based on the lesson.</p>	<p><b>Crossword</b> - Les Moyens de transport</p> <p><b>Assessment of Speaking skills</b> - Reading of the lesson.</p>	<p>Assessment through-</p> <p>Worksheet</p> <p>Quizziz</p> <p>Class Test</p>

				
<b>Mandarin</b>	<ul style="list-style-type: none"> <li>Mid-Autumn Festival (1 class)</li> <li>The concept of 圆 Yuán (1 class)</li> </ul> <p>Lesson 15</p>	<p>Students can use basic terms to talk about the weather on different days of the week</p> <p>Students can compose paragraphs incorporating vocabulary from every chapter</p>	<p><b>Video</b></p> <p><b>PPT</b></p>	<p><b>Quizizz</b></p> <p><b>Notebook- character writing</b></p>
<b>NOVEMBER</b>				
<b>Math</b>	<p><b>Chapter 9 Rational numbers</b></p> <ol style="list-style-type: none"> <li>Introduction to rational numbers</li> <li>Operations of rational numbers</li> <li>Addition , subtraction,</li> <li>multiplication and</li> </ol>	<p><b>EACH CHILD WILL BE ABLE TO:</b></p> <ol style="list-style-type: none"> <li>Develops meaning of rational numbers</li> <li>Represent rational numbers on a number line</li> <li>Compare and order rational numbers</li> <li>Add, subtract, multiply and divide rational numbers</li> <li>Use properties of the operations of rational numbers.</li> <li>Understand and use ratio proportion in</li> </ol>	<p><b><u>ART INTEGRATION:</u></b></p> <p>Creating Newspaper advertisement Pamphlets on sale</p>	<p>Educsoft Assignments</p> <p>MCQ - Google forms</p> <p>Google docs</p> <p>Entry &amp; Exit tickets from the class</p> <p>Worksheets</p>





	<div>division</div> <div>5. Properties of the operations</div> <div><b>Chapter 8 Comparing quantities (part)</b></div> <div>•Ratio and proportion</div> <div>•Unitary method</div> <div>•Percentage and its applications</div>	<div>various situation</div> <div>7. Find ratio between two given quantities</div> <div>8. Relates to the idea that ratio means comparison.</div> <div>9. Arrange ratio in increasing and decreasing order</div> <div>10. Converts the two quantities to the same unit for finding ratio</div>	 <div><b>EXPERIENTIAL LEARNING:</b></div> <div><b>ACTIVITY</b></div> <div>Determine the ratio of girls and boys in each section of class VII in the school</div> <div>Determine ratio of teachers and students in the school</div>	Graphic Organisers
English	<div><b>The Little Green Orchard (Poem)</b></div> <div>Mood of the poem</div> <div>-rhyme scheme</div> <div>-repetition</div> <div>-alliteration</div> <div><b><u>BUILDING BRIDGES</u></b></div> <div>Section I – Apologize!</div> <div>Life Skill Act 2</div> <div><b>Grammar-</b> – Adverbs- what are adverbs? -Usage</div>	<div><b>Each child will be able to-</b></div> <div>-read the chapter silently and summarize.</div> <div>-will be able to differentiate between natural and supernatural elements.</div> <div>-frame questions -Spell at least six new words correctly.</div> <div>- identify the rhyming scheme and poetic devices used in the poem.</div> <div>- compare the moths to ghosties.</div> <div>- Identify adverbs in a given text.</div> <div>-Identify adverbs of time, place, manner and frequency</div>	<div><b><u>Art Integration-</u></b> -</div> <div>Create an advertisement for their favourite product. Use sentences with adjectives and strong verbs. Illustrate with visuals and then enact the advertisement in groups.</div> <div><b>Team game-</b> Crossword for prefixes and suffixes.- create with a partner.</div> <div><b><u>Word Wall-</u></b> (Pinterest)</div> <div>Collect all the words associated</div>	<div>Google Forms</div> <div>Google Docs.</div> <div>Worksheets</div> <div>Quizizz</div> <div>Exit tickets</div>


	<p><b>Writing Skill-</b> Bio Sketch writing</p> <ul style="list-style-type: none"> <li>-style</li> <li>-word limit</li> </ul>	<ul style="list-style-type: none"> <li>-Make sentences using the given Adverbs.</li> <li>-Write a bio sketch using the given outline.</li> </ul>	<p>with the theme of this unit.</p> <p>Completion of unseen passages and exercises</p> <p>Read aloud to improve reading skills.</p> <p>Find at least 20 adverbs from the newspaper.</p> <p><b>Art Integration-</b> Make a fact file on Walter de la Mare. Illustrate one scene from the poem 'The Little Green Orchard'.</p> <p><b>Research Based-</b></p> <p>Find out the different kinds of experimental schools in the world</p> <p>-children will find out the hidden talents in themselves</p> <p>Facts about Walter de la Mare, and at least one of his well known poems to be located and recited in class</p> <p>Where can we use reported speech?</p> <p>Find at least 3 such situations</p> <p>Identify the use of adverbs in a give Newspaper article</p>	
--	-------------------------------------------------------------------------------------------------------------------------------	--------------------------------------------------------------------------------------------------------------------------------------------------	----------------------------------------------------------------------------------------------------------------------------------------------------------------------------------------------------------------------------------------------------------------------------------------------------------------------------------------------------------------------------------------------------------------------------------------------------------------------------------------------------------------------------------------------------------------------------------------------------------------------------------------------------------------------------------------------------------------------------------------------------------------------	--

<b>Hindi</b>	<b>मधुप</b> जीवन सत्य (दोहे) नवीन शब्दावली वाक्य रचना प्रश्न उत्तर  कालांश २ <b>व्याकरण</b> उपसर्ग -प्रत्यय संधि (स्वर) विज्ञापन निर्माण वाक्य शुद्धि <b>लेखन</b> अनुच्छेद कालांश ४ <b>बाल महाभारत</b> शांति दूत कृष्ण	<b>प्रत्येक छात्र</b> अहंकार, निंदा और समय व्यर्थ ना करना जैसे मानवीय मूल्यों को जान पाएगा । गुरु के आदर का महत्व जान पाएगा । प्राणियों से प्रेम पूर्ण व्यवहार करना सीख पाएगा       <b>बाल महाभारत</b>	<b>कला समावेशन</b>  दोहों को मधुबनी चित्रकला व डूडीलिंग के द्वारा से प्रस्तुत करवाया जाएगा।  रैप गाकर दोहों को प्रस्तुत करना।	गूगल आलेख व प्रपत्र द्वारा मूल्यांकन  मौखिक चर्चा द्वारा।  व्याख्यात्मक अभ्यास पत्र के माध्यम से।  लिखित प्रश्नों के माध्यम से। मौखिक तथा लिखित कार्य की चर्चा व जाँच द्वारा।  अभ्यास कार्यपत्र की चर्चा व निरीक्षण द्वारा  व्याख्यात्मक लेखन व वाचन द्वारा  लिखित प्रश्नों के उत्तर श्रवण माध्यम द्वारा ।
--------------	------------------------------------------------------------------------------------------------------------------------------------------------------------------------------------------------------------------------------------------------------------------------	-----------------------------------------------------------------------------------------------------------------------------------------------------------------------------------------------------------------------------------------	-------------------------------------------------------------------------------------------------------------------------------------------------	---------------------------------------------------------------------------------------------------------------------------------------------------------------------------------------------------------------------------------------------------------------------------------------------------------------------------------------------------------------------------

	पांडवों और कौरवों के सेनापति  एक से नौ दिन  भीष्म शर शय्या पर  बारहवां दिन  कालांश ४	पांडवों और कौरवों के चालों नीतियों से अवगत हो पाएगा।  भीष्म की व्यथा को समझ पाएगा।		
<b>Science</b>	<b>Heat</b>  Temperature scales  Thermometer  Transfer of heat  Conduction  Convection	1) Give two examples of conductors and insulators  2) State the similarities and differences between the lab and the clinical thermometer  3) Define heat and temperature  4) Give reason why mercury should be used as a thermometric liquid  5) List the precautions to be observed while reading a mercury thermometer  6) Differentiate between conductors and insulators  7) Define and give applications of conduction and convection and radiation  8) To carry out conversion of one temp scale to		Educosoft Assignments  MCQ - Google forms  Google docs  Entry & Exit tickets from the class

	<p>Radiation</p> <p><b>Acids ,Bases and Salts</b></p> <p>Classification of substances into acidic, basic and neutral.</p> <ul style="list-style-type: none"> <li>Indicators.</li> </ul> <p>Neutralisation reactions</p>	<p>another</p> <ol style="list-style-type: none"> <li>1)Distinguish between acids and bases</li> <li>2)Give examples of acids and bases from daily life</li> <li>3)Define indicators and give examples of some naturally occurring indicators</li> <li>4)List the bases found in lime water, window cleaner,soap,milk of magnesia</li> <li>5)Study the formation of and effect of litmus on acidic ,basic and neutral solution</li> <li>6)Explain the neutralization reaction</li> <li>7)Explain the effect of Phenolphthalein on acidic and basic solution</li> </ol>		<p>Worksheets</p> <p>Graphic Organiser</p> <p>Weekly Test</p> <p>Educosoft Assignments</p> <p>MCQ - Google forms</p> <p>Google docs</p> <p>Entry &amp; Exit tickets from the class</p> <p>Worksheets</p> <p>Graphic Organiser</p>
<b>Soc. Sc.</b>	<p><u>History</u></p> <p>Towns, Traders and Craftsmen</p> <p>*Administrative Centres</p> <p>*Temple Towns and Pilgrimage Centers</p> <p>*Commercial Centres</p>	<p><b>Each student will be able to-</b></p> <ul style="list-style-type: none"> <li>Name the administrative centers concerned with trade.</li> <li>Explain the rise of temple towns in medieval India</li> <li>Mention three types of commercial towns that developed in medieval India</li> <li>Name the popular trading communities</li> </ul>	<p>ART INTEGRATION LEARNING</p> <p>Kalamkari Art work (Painting)</p> <p>Students will do research work on Kalamkari art and will draw a painting on any one type of Kalamkari art.</p>	<p>Google Forms</p> <p>Google Docs.</p> <p>Worksheets</p> <p>Quizizz</p> <p>Entry and exit tickets</p>

	<p>-Centres of trade</p> <p>-Centre of craft</p> <p>-Port towns</p> <p>-A Closer look at some Medieval Towns-Hampi,Masulipatam ,Surat</p> <p><b><u>Civics</u></b></p> <p><b>Markets around us</b></p> <p>1)Intermediaries</p> <p>2) Role of the Intermediaries</p> <p>3) Retail &amp; Wholesale</p> <p>4) What makes a Market accessible?</p> <p>5)MSP- and Indian government</p>	<p>of medieval India.</p> <ul style="list-style-type: none"> <li>● Explain the commercial activities carried out from Hampi, Masulipatam and Surat.</li> <li>● Enlist the cause of decline of these towns.</li> </ul> <p>Each student will be able to-</p> <ul style="list-style-type: none"> <li>● Define a market.</li> <li>● Explain the role of the Intermediaries in the market</li> <li>● State the important features that make a market function</li> <li>● Differentiate between a Retail and a Wholesale Market</li> <li>● Explain how a grain market works in India</li> <li>● Describe the profit sharing system in Indian markets</li> </ul>	 <p>Activity/ Project :</p> <p>The students will be asked to:</p> <p>Find out the retail and wholesale price of any five products and draw a comparative chart on wholesale market and Retail Market.</p> 	<p>Graphic Organiser</p>
--	-----------------------------------------------------------------------------------------------------------------------------------------------------------------------------------------------------------------------------------------------------------------------------------------------------------------------------------------------------------------------------------	-----------------------------------------------------------------------------------------------------------------------------------------------------------------------------------------------------------------------------------------------------------------------------------------------------------------------------------------------------------------------------------------------------------------------------------------------------------------------------------------------------------------------------------------------------------------------------------------------------------------------------------------------------------	------------------------------------------------------------------------------------------------------------------------------------------------------------------------------------------------------------------------------------------------------------------------------------------------------------------------------------------------------------------------------------	--------------------------

<p><b>संस्कृतम्</b></p>	<p>नवम्बर - कालांश-4</p> <p>मम देशः महान् (विशेषण-विशेष्यः) (२)</p> <p>कक्षापरीक्षा</p> <p>व्याकरणम् – शब्दरूप पितृ-मातृ (१)</p> <p>अपठित गद्यांश (१)</p>	<p>प्रत्येक छात्र</p> <p>Ø विषय पर आधारित कम से कम ५-६ प्रश्नों के उत्तर लिख सकेगा।</p> <p>Ø कथानकाधारित भारतदेश के कम से कम 10 विशेषणपदों की सूची बना सकेगा।</p> <p>Ø प्रश्ननिर्माण कर सकेगा।</p> <p>Ø व्याकरण के अन्तर्गत शब्दरूप वाक्यों में लिख सकेगा</p>	<p>Ø कलासमन्वय गतिविधि- भारत के लिए विशेषण शब्दों का हस्तलिपि (कैलीग्राफी) में लेखन करना।</p> <p>अन्तर्जालीयस्त्रोत- <a href="#">10+ Best sanskrit images   sanskrit, hindi calligraphy, sanskrit ...</a></p>  <p>Ø हिन्दी पंक्तियों का संस्कृत अनुवाद करना। यथा- मेरा देश महान् है। इत्यादि</p> <p>Ø कथानक में आए विशेषण-विशेष्य तालिका बनाना।</p> <p>Ø कथानक के प्रश्नों के उत्तर व अन्य अभ्यासकार्य करना।</p>	<p>विषय से संबंधित मौखिक व लिखित प्रश्नोत्तर व अभ्यासकार्य के माध्यम से तथा व्याकरण में क्विज़ के प्रायोगिक अभ्यास द्वारा मूल्यांकित किया जाएगा।</p>
<p><b>Mandarin</b></p>	<p>Lesson 16 (2 classes)</p> <p>All kind of Jobs words and sentence golden grammar rule</p> <p>(2 classes)</p>	<p>Students will be able to-</p> <p>Know all the jobs related words</p> <p>Make sentences use the golden grammar rule</p>	<p>2 minutes speech</p> <p>Video</p> <p>PPT</p>	<p>Notebook-</p> <p>Sentence writing</p> <p>Speech</p>

<b>French</b>	<b>Les vêtements d'homme et de femme.</b> (3 classes)  <b>La Négation</b> (2 classes)	Students will be able to-  Name all the clothing items of men & women in french.  Write sentences in the negative form.	<b>Art Integration-</b> Paint a t-shirt with Mandala Art / Warli Painting using French & Indian flag colours  <b>Collage</b> - Wines & cheese of France	Assessment through- Worksheet on Google Docs Quizziz
---------------	---------------------------------------------------------------------------------------------------	-------------------------------------------------------------------------------------------------------------------------------------	------------------------------------------------------------------------------------------------------------------------------------------------------------------	------------------------------------------------------------

## DECEMBER


<b>Math</b>	<b>Chapter 8: Comparing quantities (part)</b> •Profit and loss •Simple interest  <b>Chapter 12: Algebraic expressions</b>  (part) •Formation of exponents •Terms of expressions •Factors of a term , coefficients , like and unlike terms •Classification of expressions •Add and sub of algebraic expressions	<b>EACH CHILD WILL BE ABLE TO:</b>  •Solve questions based on profit and loss •Calculate the simple interest and solve application based questions •Identify constant terms, coefficients and variables in  •Polynomial expressions •Perform the operations of addition and subtraction on polynomial expressions. •Evaluate polynomial expressions, given the value(s) of variables. Add/subtract two or more given algebraic expressions	<b>ART INTEGRATION:</b>  <b>Theatre ( Role Play)</b>  Set up a model of a shopping centre / Market place Calculate loss and profit on sale and purchase  <a href="https://www.youtube.com/watch?v=hb-EPvEtael">https://www.youtube.com/watch?v=hb-EPvEtael</a>  <b>EXPERIENTIAL LEARNING:</b> <a href="https://www.math-play.com/Simple-Interest/simple-interest-money-game.html5.html">https://www.math-play.com/Simple-Interest/simple-interest-money-game.html5.html</a>  <b>SIMPLE INTEREST GAME</b>	Educosoft Assignments  MCQ - Google forms  Google docs  Entry & Exit tickets from the class  Worksheets  Graphic Organisers  Weekly Test
-------------	-------------------------------------------------------------------------------------------------------------------------------------------------------------------------------------------------------------------------------------------------------------------------------------------------------------------------------------------------	-----------------------------------------------------------------------------------------------------------------------------------------------------------------------------------------------------------------------------------------------------------------------------------------------------------------------------------------------------------------------------------------------------------------------------------------------------------------------	----------------------------------------------------------------------------------------------------------------------------------------------------------------------------------------------------------------------------------------------------------------------------------------------------------------------------------------------------------------------------------------------------------------------------------------------------------------------------------------------------------------------------------------------	------------------------------------------------------------------------------------------------------------------------------------------------------------------------------








<b>English</b>	<p>On Being Sarah</p> <p>Life Skills- social and Emotional, Sensitivity towards the challenged(Value), Appreciating Healthy lifestyle(H &amp; W), Act 6 Manual (GS),</p> <p><b>Grammar-</b></p> <p>Nouns Reported speech revise Punctuation Editing Reordering Phrases to form Sentences</p> <p><b>Writing Skill-</b> Notice writing</p>	<p><b>Each child will be able to-</b></p> <ul style="list-style-type: none"> <li>-read the lesson silently and summarize</li> <li>-construct sentences with new terminology</li> <li>-frame questions from the chapter</li> <li>-spell at least six new words correctly</li> <li>-Answer questions after reading the text.</li> <li>- Identify the most <b>sensitive</b> part and reframe in their words</li> <li>-understand the importance of asking questions</li> <li>- state the importance of using resources wisely.</li> <li>- compare Sarah and her mother.</li> <li>-punctuate the given paragraph correctly.</li> <li>-frame a notice for the given situation.</li> </ul>	<p>Discussion: To set the theme, problems faced by the physically challenged (in public places and otherwise)</p> <p>Listening to audio recording completing the relevant activity in the book.</p> <p><b>Experiential Learning-</b> Blindfold, mute, tie one harm/leg followed by very basic jobs like pulling out a notebook from the bag/ keep pace with the others etc.</p> <p>List 4 ways that challenged people have come to terms with their handicap.</p> <p><b>Art Integration-</b> Taking clues from the existing symbols used by Sarah, design five new Blissymbols for her that would help her communicate.</p>	<p>Worksheets and handouts</p> <p>Google Forms</p> <p>Google Docs</p> <p>Speaking Skill Assessment</p> <p>Graphic Organizers</p>

	-format -style -word limit  Listening Skill Activity		List qualities needed to overcome physical handicap  <b>Research Based-</b> Find out about cerebral palsy and make a factfile. What are the other common problems affecting the brain development, eg Downs Syndrome etc.	
<b>Hindi</b>	<b>मधुप</b>  पाठ-आप भले भले तो जग भला  पाठ- सिनेमा का स्वप्नलोक  कालांश ६  नवीन शब्दावली  वाक्य रचना  प्रश्न उत्तर  <b>व्याकरण</b>  विराम चिन्ह(, अल्प, अर्धविराम ,विस्मयबोधक ,	<b>प्रत्येक छात्र</b>  प्रेम, शुद्ध आचरण, व्यवहार कुशलता, अहिंसा आदि की पहचान कर पाएगा .  प्रत्येक छात्र स्वयं की त्रुटियों को ढूँढ कर उन्हें दूर कर पाएगा.  सिनेमा के इतिहास से परिचित हो पाएगा ।  फिल्मों के आर्थिक समाजिक शैक्षिक महत्व को समझ पाएगा।  <b>बाल महाभारत</b>  <b>प्रत्येक छात्र</b>  महाभारत के चरित्रों के संवाद उनके व्यवहार आदि से परिचित हो पाएगा।	<b>अनुभवजन्य शिक्षण</b>  हिन्दी सिनेमा के बदलते आयाम को दिखाना।  स्वयं किसी कहानी का निर्माण करना।  <b>कला समावेशन</b>  मेरा रेट्रो लुक गतिविधि संवाद सहित  (अभिनय)	गूगल आलेख व प्रपत्र द्वारा मूल्यांकन  मौखिक चर्चा द्वारा।  व्याख्यात्मक अभ्यास पत्र के माध्यम से।  लिखित प्रश्नों के माध्यम से। मौखिक तथा लिखित कार्य की चर्चा व जाँच द्वारा।  अभ्यास कार्यपत्र की चर्चा व निरीक्षण द्वारा  व्याख्यात्मक लेखन व वाचन द्वारा  लिखित प्रश्नों के उत्तर श्रवण माध्यम द्वारा ।  वर्ग पहेली quizz।com पर खेल गतिविधि द्वारा।

	<p>उद्धरण चिन्ह,लाघव चिन्ह)</p> <p><b>लेखन</b></p> <p>अपठित</p> <p>कालांश १</p> <p><b>बाल महाभारत</b></p> <p>अभिमन्यु</p> <p>युधिष्ठिर की चिंता और कामना</p> <p>भूरिश्रवा ,जयद्रथ और आचार्य द्रोण का अंत</p> <p>कर्ण और दुर्योधन भी मारे गए</p> <p>कालांश ५</p>	<p>महाभारत के पात्र की प्रस्तुति कक्षा में दिखा पाएगा ।</p> <p>कूटनीति चाल परिस्थितियों में स्वयं को निकालना आदि समझ पाएगा।</p> <p>अच्छाई और बुराई की पहचान कर पाएगा।</p>		
<b>Science</b>	<p><b>Light</b></p> <ul style="list-style-type: none"> <li>-Reflection by plane and spherical mirror</li> <li>- Lenses.</li> <li>- Image formation, characteristics and nature</li> <li>-Constitution of white light</li> </ul>		<p><b>EXPERIENTIAL LEARNING:</b></p> <p><b>1.Become a mystery solver with your magnifying glass!</b></p> 	<p>Educosoft Assignments</p> <p>MCQ - Google forms</p> <p>Google docs</p> <p>Entry &amp; Exit tickets from the class</p> <p>Worksheets</p> <p>Graphic Organiser</p>

	<p>-Rectilinear propagation</p>		<p><b>2.FUN WITH OPTICS- Capture it !</b></p> <p><b>Group activity</b></p>  <p><b>INDIAN ART INTEGRATION- Pranayama -the art of yogic breathing</b></p> <p>Research on the importance of increasing lung capacity A Yoga guru will conduct a class to teach the ancient technique of Pranayam.</p> 	<p>Weekly Test</p> <p>Educsoft Assignments</p> <p>MCQ - Google forms</p> <p>Google docs</p>
	<p><b>Respiration in organisms</b></p> <p>Aerobic and anaerobic respiration</p>			

<b>Soc. Sc.</b>	<u>Geography</u>  Life in Tropical and Subtropical Regions  1) Location of the Tropics and Sub-Tropics  2) A Case study of the Tropics- Amazon River Basin  3) A Case study of the Sub-tropics- Brahmaputra River Basin.	Each Student will be able to : <ul style="list-style-type: none"> <li>● Show the location of tropical and Subtropical region on the earth.</li> <li>● List the chief characteristics of the river basins.</li> <li>● Compare the lives of people in the two case study -river basins.</li> <li>● Amazon and Ganga Brahmaputra Basin on various criterias.</li> </ul>	Art Integration Learning  <u>Graphic Organiser</u> Students will be asked to make a graphic organizer on Shifting Cultivation.  	Google Forms  Google Docs.  Worksheets  Quizizz  Entry and exit tickets  Graphic Organiser
<b>संस्कृतम्</b>	कालांश-4  उद्यमेन हि सिध्यन्ति कार्याणि (कथा)  पठन, सरलार्थ, वाचन गतिविधि  प्रश्नोत्तर तथा अन्य अभ्यासकार्य  कक्षा परीक्षा	प्रत्येक छात्र  * परिश्रम के महत्व पर एक दो वाक्य बोल सकेगा।  * कथानक के पठन के अन्तर्गत पृष्ठ प्रश्नावली के उत्तर दे सकेगा।  * कथानक में से कम से कम 3-4 वाक्यों में प्रश्ननिर्माण कर सकेगा।  * परिश्रम आधारित कम से कम 3-4 हिन्दी वाक्यों का संस्कृत अनुवाद कर सकेगा।	* कथानक पठन व सरलार्थ क्विज़िज़ द्वारा  प्रश्नावली के उत्तर देना।  * परिश्रम संबंधी श्लोकों का वाचन जिनका संबंध कथानक से हो।  * कथा आधारित प्रश्नों के उत्तर लिखना।  * कथा में से 3-4 प्रश्नों की रचना करना।	प्रश्नोत्तर आदि लिखित कार्य,  पठनकालीन क्विज़िज़ ,  अभ्यासकार्यपत्र तथा गूगललेख में किए गए अभ्यासकार्य द्वारा मूल्यांकित किया जाएगा।

			* परिश्रम संबंधी हिन्दी वाक्यों का संस्कृत अनुवाद करना।	
<b>Mandarin</b>	Lesson 17 (2 classes)  Revise Lesson 14-16 (1 class)  Chinese Idiom and story	Students will be able to-  Make sentences about parents' job  Tell a story about one Chinese story and moral about it	Video  PPT	Quizizz  Google form
<b>French</b>	<b>Le Courrier électronique.</b> (2 classes)  <b>La toilette de M. Vincent.</b> (1 class)  <b>Les verbes pronominaux</b> (2 classes)	Students will be able to- Write an e-mail in french.  Conjugate pronominal verbs in the present tense.  Describe a daily morning routine.	Décrivez une journée de votre vie - 120-150 mots	Assessments through- Jamboard Google Doc Class Test - Les verbes pronominaux
<b>JANUARY-FEBRUARY</b>				
<b>Math</b>	<b>Chapter 12: Algebraic Expressions</b> (part) •Evaluation of algebraic expressions	EACH CHILD WILL BE ABLE TO: 1.Evaluate the given algebraic expressions. 2.Solve application-based questions on algebraic expressions/ 3.Identify the rules, formulas and patterns.	<b><u>ART INTEGRATION:</u></b>  The Magic of SNOWFLAKES!!	Educsoft Assignments  MCQ - Google forms  Google docs

- Application of algebraic expressions
- Rules and formulae patterns

### Chapter 11: Perimeter and Area

- Area of squares and rectangles
- Area of a parallelogram
- Area of a triangle
- Circumference of a circle
- Area of a circle
- Conversion of units
- Application to area of rectangular paths and crossroads.

### Chapter13: Powers and Exponents

- Expressing numbers in exponential form and vice versa
- Laws of exponents
- Application of laws for simplification
- Expressing large numbers in standard form

4. Calculate the area of squares and rectangles.
5. Calculate the area of parallelogram and triangle.
6. Find out the circumference and area of the circle.
7. Convert one unit to the other
8. Calculate the area of rectangular paths and crossroads.

EACH CHILD WILL BE ABLE TO:

- Expresses numbers in exponential form and vice versa
- Recalls Laws of exponents
- Applies laws for simplification
- Expresses large numbers in standard form.



© CanStockPhoto.com - cap55520993

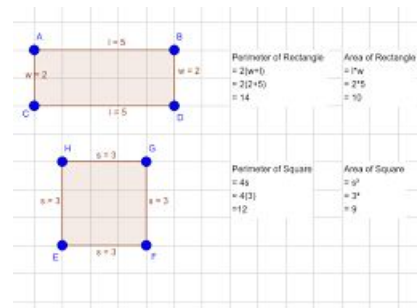
[https://www.youtube.com/watch?v=Pf2P\\_gOXNos](https://www.youtube.com/watch?v=Pf2P_gOXNos)

<https://www.youtube.com/watch?v=jbFJPJIQebo>

### EXPERIENTIAL LEARNING:

<https://www.geogebra.org/m/mAjuKxH5>

<https://www.geogebra.org/m/kzpnu39j>

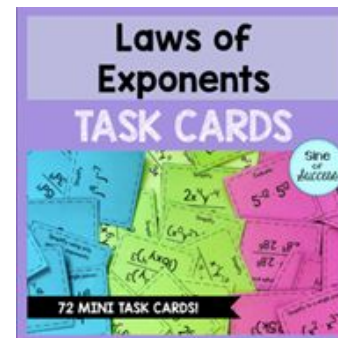


**ART INTEGRATION:**  
CREATING TASK CARDS ON  
RULES OF EXPONENTS

Entry & Exit tickets from the class

Worksheets

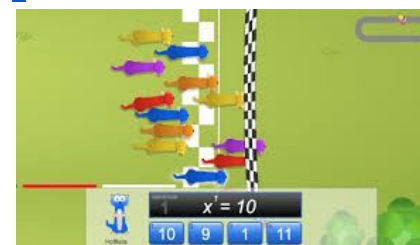
Graphic Organisers



**EXPERIENTIAL LEARNING:**

<http://www.mathgametime.com/games/otter-rush-exponents-game>

<https://sites.google.com/a/wcr7.org/integrated-1/home/exponents-unit/w2>



**English**

Salim and Tansen (5)  
difficult words  
-characterization  
-plot

Life Skills- Social and Emotional

**Grammar**-Prepositions, Conjunctions

**Each child will be able to**

-Summarise the story of the chapter in their own words

-write answers to 3 textual questions

-answer questions from the text

-share views on how music or any other art form helps shape character

**Listening Skill-** A song is played in the class, students fill up the blanks in the lyrics as they hear it play. Then everyone sings along.

**Art Integration**-Class Band Performance. Students create a song/rap on the given theme and perform /sing it using musical



**Worksheets and handouts**


**Google Forms**





	<p>Reordering Phrases to form Sentences</p> <p><b>Writing Skill-</b> Formal letter to the editor</p> <p>The Fabulous, Fabled Silk Road</p> <p>-rhyme scheme -poetic devices <u>Grammar</u>-Modals</p>	<p>frame questions from the chapter</p> <p>-spell at least six new words correctly</p> <p>-Answer questions after reading the given extract.</p> <p>-state the importance of English language in present day times.</p> <p>-Use Prepositions correctly in the given sentences.</p> <p>-identify correctly used collective nouns</p> <p>-use appropriate modals to complete the given situations.</p>	<p>instruments of their choice (can be innovated ones also)</p> <p>Newspaper activity for Prepositions</p> <p>Completion of the given exercises in the worksheet.</p> <p><b>Research based-</b> Research the life and art of Tansen. Find out some of the similarities and differences between Indian classical and western classical music</p>	<p><b>Google Docs</b></p> <p><b>Speaking Skill Assessment</b></p> <p><b>Graphic Organizers</b></p>
<b>Hindi</b>	<p><b>मधुप</b></p> <p>पाठ- तारों की दुनिया (विज्ञान लेख)</p> <p>पाठ-हवेन सांग स्मृति संग्रहालय (यात्रा संस्मरण)</p> <p>कालांश ५</p> <p>नवीन शब्दावली</p> <p>वाक्य रचना</p> <p>प्रश्न उत्तर</p>	<p><b>प्रत्येक छात्र</b></p> <p>तारों और पृथ्वी की गति के बारे में अपने ज्ञान को और अधिक विकसित कर पाएगा।</p> <p>गुरुत्वाकर्षण बल उनका ग्रहों पर प्रभाव समझ पाएगा।</p> <p>आर्यभट्ट आयोजक न्यूटन की खोजों के बारे में जान पाएगा।</p> <p>देश के विभिन्न संग्रहालय के बारे में जान पाएगा।</p> <p>अपनी संस्कृति विरासत मान्यताओं को समझकर गर्व कर पाएगा।</p>	<p><b><u>अनुभवजन्य शिक्षण</u></b></p> <p>सौर मंडल का निर्माण कार्य करवाया जाएगा।</p> <p>तारों की दुनिया कैसी है.....</p> <p><b>शब्द कोश का निर्माण</b></p>	<p>गूगल आलेख व प्रपत्र द्वारा मूल्यांकन</p> <p>मौखिक चर्चा द्वारा।</p> <p>वर्गपहेली द्वारा।</p> <p>व्याख्यात्मक अभ्यास पत्र के माध्यम से।</p> <p>लिखित प्रश्नों के माध्यम से।</p> <p>मौखिक तथा लिखित कार्य की चर्चा व जाँच द्वारा।</p> <p>अभ्यास कार्यपत्र की चर्चा व निरीक्षण द्वारा</p>

	<p><b>व्याकरण</b></p> <p>श्रुतिसमभिन्नार्थक</p> <p>अनेकार्थी</p> <p>द्वंद, द्विगु समास</p> <p><b>लेखन</b></p> <p>औपचारिक पत्र (संपादक व शिकायती)</p> <p>अनुच्छेद लेखन</p> <p>पुनरावृत्ति अभ्यास</p> <p>कालांश ४</p> <p><b>बाल महाभारत</b></p> <p>अश्वत्थामा युधिष्ठिर की वेदना पांडवों का धृतराष्ट्र के प्रति व्यवहार</p> <p>श्री कृष्ण और युधिष्ठिर</p> <p>कालांश ४</p>	<p>इतिहास के संरक्षण संवर्धन की प्रक्रिया को समझ पाएगा।</p> <p>पुरानी दिल्ली के लोगों उनके रहन-सहन आदि के तरीकों को समझ पाएगा।</p> <p>बाल महाभारत</p> <p>प्रत्येक छात्र</p> <p>महाभारत के अंतिम छोर को समझ पाएगा, उनके पात्रों के विचारों से अवगत हो पाएगा।</p> <p>महाभारत के चरित्रों के संवाद उनके व्यवहार आदि से परिचित हो पाएगा।</p> <p>महाभारत के पात्र की प्रस्तुति कक्षा में दिखा</p>	<p><b>कला समावेशन</b></p> <p>विदेशी पर्यटकों को आकर्षित करता हुआ, अपने शहर की विशेषताओं को बताता सूचनात्मक विज्ञापन निर्माण।</p> <p><b>अनुभवजन्य शिक्षण</b></p> <p>महाभारत के अपने सबसे प्रिय पात्र की प्रस्तुति।</p>	<p>व्याख्यात्मक लेखन व वाचन द्वारा</p> <p>लिखित प्रश्नों के उत्तर श्रवण माध्यम द्वारा।</p> <p>Quizz.com द्वारा।</p>
--	--------------------------------------------------------------------------------------------------------------------------------------------------------------------------------------------------------------------------------------------------------------------------------------------------------------------------------------------------------------------------	----------------------------------------------------------------------------------------------------------------------------------------------------------------------------------------------------------------------------------------------------------------------------------------------------------------------------------------------------------------------------------------------	-----------------------------------------------------------------------------------------------------------------------------------------------------------------------------------------------------------------------	---------------------------------------------------------------------------------------------------------------------

		<p>पाएगा ।</p> <p>कूटनीति चाल परिस्थितियों में स्वयं को निकालना आदि समझ पाएगा।</p> <p>अच्छाई और बुराई की पहचान कर पाएगा।</p>		
<b>Science</b>	<p><b>Respiration in organisms (contd)</b></p> <p>Breathing and breathing rate</p> <p>Respiration in humans</p>		<p><b>ACTIVITY-</b> A investigatory project on the various respiratory diseases, their increase in recent times, causes and long term solutions.</p>  <p><b>EXPERIENTIAL LEARNING</b> <b>Stirring up a storm !</b> Demonstrate a chemical change and a physical change</p> <p><b>Kitchen Science</b></p> 	<p>Educsoft Assignments</p> <p>MCQ - Google forms</p> <p>Google docs</p> <p>Entry &amp; Exit tickets from the class</p> <p>Worksheets</p> <p>Graphic Organiser</p>

	<b>Physical and chemical changes</b>  Types of changes			Educosoft Assignments  MCQ - Google forms  Google docs  Entry & Exit tickets from the class  Worksheets  Graphic Organiser
<b>Soc. Sc.</b>	<u><b>History</b></u>  <b>India in the 18th century</b>  The Later Mughals  Breaking up of the Mughal Empire  Foreign Invasion  The Marathas  The Sikhs   <u><b>Geography</b></u>	Each student is able to:  - Give reasons regarding the weakness of the later Mughals to be unable to consolidate the empire  - The strength of the Marathas  - The struggle of the Sikhs with the Mughals          Each student will be able to:  - List a few countries that experience such a	Art Integration Learning  Factfile  Prepare a fact file on Astronomical observatories in Delhi or Jaipur         Research work: <ul style="list-style-type: none"> <li>● Diamond cutting technique</li> </ul>	Google Forms  Google Docs.  Worksheets  Quizizz  Entry and exit tickets  Graphic Organiser

	<p><b><u>Life in the Temperate Regions</u></b></p> <p>1) A Case study- The Prairies</p> <p>2) A Case study- The Veld</p> <p>On the basis of</p> <ul style="list-style-type: none"> <li>land,</li> <li>climate,</li> <li>vegetation and wildlife,</li> <li>minerals,</li> <li>Life and activities of the people</li> </ul>	<p>climate</p> <p>- The difference of vegetation types and wildlife in the two case studies</p> <p>- The kind of agricultural practices that people do in the two separate case studies.</p>	<ul style="list-style-type: none"> <li>Gold and Diamond mines in Veld</li> <li>Commercial farming in Prairies</li> </ul> 	
<b>Sanskrit</b>	<p>व्याकरणम् – स्वर संधि – वृद्धि (1)</p> <p>शाकानां चिन्ता (विधिलिङ् लकार) (3)</p> <p>अव्ययपदानि (१)</p> <p>सूक्ति वाचन / लेखन गतिविधि (1)</p>	<p>प्रत्येक छात्र</p> <p>*वृद्धि संधि के स्वर, उसके मुख्य विकार संबंधी वाचन व लेखन कर पाएगा।</p> <p>* प्राप्त कम से कम 6-7 शब्दों में संधि व संधिविच्छेद कर सकेगा।</p> <p>* कथानक के पठन के अन्तर्गत विधिलिङ्गलकार का लेखन, वाचन तथा वाक्यप्रयोग कर सकेगा।</p>	<p>कलासमन्वय गतिविधि - घर में पकाए जाने वाली सब्जियों के नाम तथा रात्रिभोजन में प्रयोग लाई जाने वाली सामग्री को संस्कृत भाषा में लिखना तथा रसोईघर में सहायता करते हुए अपना वीडियो संचित करके भेजना।</p> <p>* शब्दों में संधि व संधिविच्छेद करना।</p> <p>* वृद्धि संधि में होने वाले विकार का लेखन करना।</p> <p>* कथानक में आए</p>	<p><u>वाचनमूल्यांकन</u></p> <p><u>मूल्यांकन बिन्दु</u></p> <ol style="list-style-type: none"> <li>उच्चारण १ अंक</li> <li>स्मरण १ अंक</li> <li>भाषाशैली १ अंक</li> <li>शुद्धता १ अंक</li> </ol>

		*कथानक संबंधी प्रश्नोत्तर कर सकेगा।	विधिलिङ्गलकार का लेखन करना। * कथानक के प्रश्नों के उत्तर लिखना। * कथानक संबंधी अन्याभ्यास के उत्तर देना। * संस्कृत सूक्तिवाचन करना।	कुल 5 अंक अभ्यासकार्य के मौखिक तथा लिखित कार्य द्वारा मूल्यांकन किया जाएगा।
<b>Mandarin</b>	Lesson 18  The usage of 想做  Revise for weekly test (2 classes)	Students will be able to-  Know the usage of 想做 in the conversation  Use terms to talk about the what they want to become in the future	Video  Song	<b>Google form</b>  <b>quizziz</b>
<b>French</b>	<b>Le Départ.</b> <b>(3 classes)</b>  <b>Revision for the Final Exams</b>	Students will be able to- Describe an air-travel in french.	<b>Art Integration-</b> Role Play- Inside an aeroplane. 	Assessments through- Revision worksheets Google Forms Quizziz