







TAGORE INTERNATIONAL SCHOOL
VASANT VIHAR, NEW DELHI
PARENT SYLLABUS - CLASS I
OCTOBER- DECEMBER (SESSION 2020–2021)


Subject	No. of period / Topics	Learning Outcome	Activities	Assessments
OCTOBER				
ENGLISH	Thank You! Poem The Shell Punctuation This, that (revision) Months of the Year Sight Words	Each student will be able to- - read and comprehend the lesson. - answer simple questions - spell words - construct simple sentences - read and comprehend simple stories and also answer questions based on the stories - read and list the months of the year - apply the rules of punctuation in writing and reading. - recite poem	Vocabulary: Writing down the new words from the lesson. Reading and Comprehension: Read stories and answer questions based on the stories. Answering questions based on the text read from the English course book. Writing Practice : Writing new words, making sentences and question/answer. <u>Art Integration Activity (integration with culinary skills) – A dish from Sikkim</u> Students will become aware of the names of a few cuisines from Sikkim through the given link. https://www.youtube.com/watch?v=AZDbcBzX0jg	Google form -vocabulary -grammar -comprehension Practice sheets related to the topics

			<p>They will prepare the side dish “Till ko Aloo” with the help of their parents. The recipe will be shared by the teacher in the class.</p>  <p><u>Experiential Learning</u></p> <p>Students look for things which are near and far for making sentences with this and that respectively.</p>	
<p>HINDI</p>	<p>उ मात्रा ज्ञान कविता-गुणगुनाता मुरगा</p>  <p>* कविता का सरल वाचन * छोटे और बड़े शब्दों का लेखन * शब्द बनाओ * वाक्य लेखन</p>	<p>प्रत्येक छात्र---</p> <p>- उ मात्रा की ध्वनि, पहचान और बनावट जानेगें। - उ मात्रा से बने शब्दों का सही उच्चारण के साथ पठन और लेखन कर सकेंगे। -मात्रा से जुड़े छोटे और बड़े शब्दों का पठन और लेखन कर सकेंगे। -कविता पर आधारित मौखिक प्रश्नावली। -नवीन शब्दावली में वृद्धि होगी। -शब्द निर्माण कर सकेंगे। -1-2 वाक्य निर्माण में सक्षम।</p>	<p>रचनात्मक गतिविधियाँ---</p> <p>*कविता से उ मात्रा के शब्दों की पहचान कर गोला लगाने की गतिविधि। *पक्षियों की आवाज़ें और कविता का आनंद लेना। * मात्रा शब्दों का खेल।</p> <p>अनुभव आधारित</p> <p>* वास्तविक चीजें दिखाना जैसे -जुराब , गुलाब , कुरसी , चुनरी</p>	<p>-विषय और उपविषय पर आधारित कार्यपत्र - गूगल फॉर्म के माध्यम से बहुविकल्पी प्रश्न-उत्तर -शब्दावली -वर्तनी अभ्यास -अर्थग्रहण बोध</p>


	<p>अपठित गद्यांश</p>	<p>-चित्र देखकर सही शब्द लिख सकेंगे।</p> <p>-अपने आस-पास दिखाई देने वाले 1-2 पक्षियों के नाम बताने में सक्षम।</p> <p>-गद्यांश का अर्थग्रहण कर सही उत्तर चयन और लेखन में सक्षम होंगे।</p>	<p>कला एकीकृत गतिविधि--</p> <p>सिक्किम राज्य से जुड़ी बुनाई की कला पर जानकारी।</p> <p>उ मात्रा से जुड़कर बुनाई कला से सुंदर बुक मार्क बनाना।</p>  <p>https://pin.it/33ZCBL9</p>	
<p>MATH</p> <p>October</p>	<p>1.Numbers up to 50 (cont)</p> <p>Subtopics:</p> <p>-Simple pattern in numbers</p> <p>- Arranging the given numbers from the least to the greatest.</p> <p>-Arranging the given numbers from the greatest to the least</p> <p>2.Addition (up to 50)</p> <p>-Horizontal and vertical addition</p>	<p>Each student should be able to-</p> <p>- identify the pattern of numbers in a given series and complete the series.</p> <p>-arrange the given three numbers from the least to the greatest. (up to 50)</p> <p>-arrange the given three numbers from the greatest to the least (up to 50)</p> <p>Each student will be able to-</p> <p>-add numbers arranged vertically without</p>	<p>1.Art Integration: Weaving Art of Sikkim :</p> <p>https://drive.google.com/file/d/1_nKmyvDa2DjwJm-5rAN7gqYHPA5KMZtF/view?usp=sharing</p> <p>Students will create patterns using weaving art to make table mats.</p>  <p>2.Arrange the numbers from the least to the greatest and from the greatest to the least..</p> <p>Experiential Learning: Collect a few bills that your parents get from the grocery shop/ the delivery boy gives. Observe how the addition is used in daily life. Circle the total sum in the bill.</p>	<p>Google forms MCQ</p> <p>Practice worksheets -Fill in the blanks</p> <p>-Statement questions</p>

	-Statement questions	regrouping (involving single and 2-digit numbers up to 50) -add numbers arranged horizontally without regrouping (involving single and 2-digit numbers –up to 50) -apply the concept of addition to solve the statement questions	-Students will solve addition questions. -Students will solve the statement questions based on addition.	
GA October	Months of the Year Subtopics: - Names of the months - Seasons - Clothes we wear - Celebrations including birthday	Each student will be able to- -name the months in the year - know the seasons -relate the seasons to the months and clothes we wear - tell how they celebrated their birthday - name different celebrations in different months.	1.The students will watch the months of the year song and sing along. https://www.youtube.com/watch?v=Fe9bnYRzFvk 2. Art Integration Activity (Sikkim Based)- students will learn about the weather in Sikkim and the clothes that people wear. They will learn to make motifs and will decorate their table mat with those motifs. https://www.youtube.com/watch?v=OZSSrJ_Ae6M	Google form -MCQS Practice Worksheet -True/false - Match the following -Fill in the blanks

NOVEMBER


ENGLISH	<p>.</p> <p>Picnic in the Woods</p> <p>Poem</p> <p>Save Each Drop</p> <p>Describing Words</p> <p>Picture Composition</p> <p>Sight Words</p> <p>Days of the week</p>	<p>Each child will be able to....</p> <p>Spell words</p> <p>Read and comprehend the lesson</p> <p>Recite poem</p> <p>Use describing words to describe naming words or the given pictures</p> <p>Speak a line or two about any member of their family</p> <p>Construct simple sentences</p> <p>Write at least two sentences about the given picture</p> <p>Name all the days of the week</p>	<p>Vocabulary: Writing down the new words from the lesson.</p> <p>Reading and Comprehension: Read stories and answer questions based on the stories.</p> <p>Answering questions based on the text read from the English course book.</p> <p>Writing Practice : Writing new words, making sentences and question/answer.</p> <p><u>Experiential Learning (Observation skills)</u></p> <p>Art Integration (with Puppet Making)</p> <p>Students make a puppet of any animal and choose any five describing words (from the given list) for the same or they write five describing words on their own for the puppet made by them.</p> <div style="text-align: center;">  <p>Mini Craft Stick Animal Puppets</p> </div>	<p>Google form</p> <p>-vocabulary</p> <p>-grammar</p> <p>-comprehension</p> <p>Practice sheets related to the topics.</p>
----------------	--	---	--	---


<p>HINDI</p>	<p>ऊ मात्रा ज्ञान</p> <p>पाठ - जादू का कमाल</p>  <p>पाठ का वाचन</p> <ul style="list-style-type: none"> * छोटे और बड़े शब्दों का लेखन * शब्द बनाओ * वाक्य लेखन * अपठित गद्यांश 	<p>प्रत्येक छात्र---</p> <ul style="list-style-type: none"> - ऊ मात्रा की ध्वनि, पहचान और बनावट जानेगें। - ऊ मात्रा से बने शब्दों का सही उच्चारण के साथ पठन और लेखन कर सकेंगे। -मात्रा से जुड़े छोटे और बड़े शब्दों का पठन और लेखन कर सकेंगे। -पाठ पर आधारित मौखिक प्रश्नावली । -नवीन शब्दावली में वृद्धि होगी । -शब्द निर्माण कर सकेंगे। -1-2 वाक्य निर्माण में सक्षम । -चित्र देखकर सही शब्द लिख सकेंगे। -अपने आस -पास दिखाई देने वाले 1-2 फूलों के नाम बताने में सक्षम। -गद्यांश का अर्थग्रहण कर सही उत्तर चयन और लेखन में सक्षम होंगे । 	<p>रचनात्मक गतिविधियाँ---</p> <ul style="list-style-type: none"> * वर्ग पहेली से ऊ मात्रा के शब्दों की खोज करना । * मात्रा शब्दों को अभिनय द्वारा दर्शाना जैसे पूजा, फूल,कूदना * सुंदर बगिया बनाकर तरह - तरह के फूलों की पहचान करवाना तथा नाम लेखन। <p>अनुभव आधारित</p> <ul style="list-style-type: none"> * जादू से जुड़ी रोचक गतिविधि दिखाना । <p>कला एकीकृत गतिविधि--</p> <p>पंचतंत्र लोक कथा के माध्यम से हाव -भाव के साथ कहानी सुनाकर मनोरंजन करना ।</p> 	<ul style="list-style-type: none"> -विषय और उपविषय पर आधारित कार्यपत्र -गूगल फॉर्म के माध्यम से बहुविकल्पी प्रश्न-उत्तर -शब्दावली -वर्तनी अभ्यास -अर्थग्रहण बोध
---------------------	--	--	---	--


<p>MATH</p> <p>November</p>	<p>1.Subtraction (up to 50)</p> <p>Subtopics</p> <ul style="list-style-type: none"> -Horizontal and vertical subtraction -Statement questions <p>2. Number concepts from 50 to 99</p> <ul style="list-style-type: none"> -Sequencing (after / before / in between) -Numerals and number names from 50 to 99 -comparison of numbers (>, <, =) 	<p>Each student will be able to-</p> <ul style="list-style-type: none"> -subtract the given numbers arranged horizontally without regrouping-(up to 50) -subtract the given numbers arranged vertically without regrouping. (up to 50) -apply the concept of subtraction to solve the statement questions. -identify the number that comes just before, just after a specific number. (up to 99) - identify the number that comes in between the given two numbers. -read and write the number names of the numerals (up to 99) -compare the given set of numbers and indicate as greater than ,less than or equal to (up to 99) and use the signs (>,<.=) appropriately 	<p>1.Experiential Learning: Students will make their own subtraction equation by counting the total number of plates in the kitchen and number of plates used during dinner time.</p> <p>2. Students will solve the statement questions based on subtraction.</p> <p>1.Experiential Learning: Look for larger numbers around you (up to 99) like price tags of items, page numbers, quantity marked on items etc.</p> <p>2 Art Integration (with Physical Education). Students will learn about the origin of ‘Snakes and Ladders’ game that was invented in ancient India to teach the moral values of life to children.</p> <p>https://www.youtube.com/watch?v=VzAnNNR-qQw</p> <p>Students will design their own ‘Snakes and Ladders’ game on a board/ sheet by writing the numbers , snakes and ladders on it and they will play with their family members.</p> <p>(Moksha Patamu)</p> 	<p>Google forms MCQ</p> <p>Practice worksheets</p> <ul style="list-style-type: none"> -Fill in the blanks -Statement questions
---	--	--	--	--

<p>GA</p> <p>November</p>	<p>My Neighbourhood</p> <p>Subtopics:</p> <ul style="list-style-type: none"> - Public Paces -Places of amusement - Being polite -Rules to be followed in public places 	<p>Each student will be able to:</p> <ul style="list-style-type: none"> - list public places in their neighbourhood. - infer some public places are meant for relaxation and enjoyment - tell the importance of being polite - List some rules to be followed in public places. - Tell the importance of following rules in public places. 	<p>1. Art Integrated Activity: The students will learn about monuments of Delhi. They will then watch a YouTube video on how to easily draw the lotus Temple and draw it.</p> <p>https://www.youtube.com/watch?v=AE5M2lcgwJl</p> <p>2. Experiential Learning: The student will demonstrate one rule to be followed in a public place using Role Play (mono-acting)</p> <p>3. The students will learn the song on public places and sing along.</p> <p>https://www.youtube.com/watch?v=OkfROvtrDI8</p>	<p>Google form</p> <p>-MCQS</p> <p>Practice Worksheet</p> <p>-True/false</p> <p>- Match the following</p> <p>-Fill in the blanks</p>
---	---	---	---	--

DECEMBER

<p>ENGLISH</p>	<p>The Rabbit and the Turtle</p> <p>Poem</p> <p>Things I do</p> <p>_Pronouns</p> <p>Sight Words</p>	<p>Each child will be able to</p> <p>Spell words.</p> <p>Read and comprehend the lesson and will be able to answer simple questions.</p> <p>Recite poem</p> <p>Use of appropriate pronouns to replace the given naming words in sentences.</p> <p>Construct simple sentences.</p> <p>Write words ending with -le (based on the given clues)</p>	<p>Vocabulary: Writing down the new words from the lesson.</p> <p>Reading and Comprehension: Read stories and answer questions based on the stories.</p> <p>Answering questions based on the text read from the English course book.</p> <p>Writing Practice : Writing new words, making sentences and question/answer.</p> <p>Verbal Linguistic Spatial Intelligence (Art Integration through Art)</p> <p>Making of Pronoun Garden with flowers showing the four pronouns</p>  <p>Experiential Learning</p> <p>Look around and write down five naming words and then the pronouns to be used in place of the naming words</p>	<p>Google form</p> <p>-vocabulary</p> <p>-grammar</p> <p>-comprehension</p> <p>Practice sheets related to the topics.</p>
-----------------------	--	---	---	---



<p>HINDI</p>	<p>ए मात्रा ज्ञान</p> <p>पाठ - बड़े मज़े का मेला</p>  <p>पाठ का वाचन</p> <ul style="list-style-type: none"> * छोटे और बड़े शब्दों का लेखन * शब्द बनाओ * वाक्य लेखन * अपठित गद्यांश 	<p>प्रत्येक छात्र---</p> <ul style="list-style-type: none"> -ए मात्रा की ध्वनि, पहचान और बनावट जानेगें। -ए मात्रा से बने शब्दों का सही उच्चारण के साथ पठन और लेखन कर सकेंगे। -मात्रा से जुड़े छोटे और बड़े शब्दों का पठन और लेखन कर सकेंगे। -पाठ पर आधारित मौखिक प्रश्नावली । -नवीन शब्दावली में वृद्धि होगी । -शब्द निर्माण कर सकेंगे। -1-2 वाक्य निर्माण में सक्षम । -चित्र देखकर सही शब्द लिख सकेंगे। - मेले में दिखाई देने वाले 2-3 चीजों के नाम बताने में सक्षम। -गद्यांश का अर्थग्रहण कर सही उत्तर चयन और लेखन में सक्षम होंगे । 	<p>रचनात्मक गतिविधियाँ---</p> <ul style="list-style-type: none"> * मेले से जुड़ी कविता का आनंद लेना । * ए मात्रा से जुड़ी शब्द पहेली सुनाना । * वर्चुअल मेले से जुड़ी रोचक प्रस्तुति । <p>कला एकीकृत गतिविधि--</p> <p>चित्रकला के माध्यम से शब्दों की रेलगाड़ी बनाने की गतिविधि ।</p>	<p>-विषय और उपविषय पर आधारित कार्यपत्र</p> <p>-गूगल फॉर्म के माध्यम से बहुविकल्पी प्रश्न-उत्तर</p> <p>-शब्दावली</p> <p>-वर्तनी अभ्यास</p> <p>-अर्थग्रहण बोध</p>
<p>MATH</p>	<p>1. Number concepts from 50 to 99 (Cont.)</p> <ul style="list-style-type: none"> - arranging numbers from the least to the greatest - arranging numbers from the least and greatest to the least. 	<p>Each student will be able to:</p> <ul style="list-style-type: none"> -arrange numbers from the least to the greatest (up to 99) -arrange numbers from the greatest to the least (up to 99) 	<p>1.Experiential Learning: Students will stand with their family members in increasing order of height.</p> <p>2.Arrange the flash cards of numbers from the least value to the greatest.</p>	<p>Google Forms</p> <p>-MCQs</p> <p>Practice Worksheets</p> <p>Fill in the blanks</p>



	<p>2.Time</p> <p>Subtopics:</p> <ul style="list-style-type: none"> -Sequencing events of a day -Reading and writing time in hours -Drawing hands of clock to indicate time (in hours) 	<p>Each student will be able to</p> <ul style="list-style-type: none"> -arrange the events of the day in a sequential order -identify the 'hour' and 'minute' hands in an analog clock -read and write the time in hours -draw hands to indicate the given time in hours. 	<p>1.Experiential Learning: Students will plan what they will do on a Sunday with their family members. They will show what time of the day they will do that activity by drawing hands on the clock.</p> <p>(Design your own wall/table clock and plan an activity)</p>  <p>2.Art Integration (with Physical Education):Students will learn simple stretching exercises to stay fit. (With the expert guidance of the PE teacher). They will stretch both hands to represent the minute and hour hands of the clock and show time in hours.</p>	
<p>GA</p> <p>December</p>	<p>-Days of The Week</p> <p>-Parts of the day</p> <p>Subtopics:</p> <ul style="list-style-type: none"> - Activities done at different times - Day sky and night sky - Greetings 	<p>Each student will be able to:</p> <ul style="list-style-type: none"> -name the days of the week - list some activities done at different times of the day. - identify and list the elements of the day sky and the night sky. - use the correct greetings at different 	<ol style="list-style-type: none"> 1. The students will listen to the Night and Day song https://www.youtube.com/watch?v=4XP0zdN8icM and draw a picture of the night sky or day sky 2. Experiential Learning: The students will look up the calendar and look up what day it is and what day was yesterday and what day will be tomorrow. 3. Art Integration: The students will be introduced to Pandit Jasraj's rendition of the early morning raga, Bhatiyar. This is a weave of several melodies, drawing on both classical and folk music. The many colours that glow on the horizon just before sunrise seem to be reflected in this raga. 	<p>Google form</p> <p>-MCQS</p> <p>Practice Worksheets</p> <p>-True/false</p> <p>- Match the following</p> <p>-Fill in the blanks</p>


	- Meals	times of the day. -name the meals taken during the day.	https://www.youtube.com/watch?v=KMEZ5iGOy_Q The students will listen to it and draw the picture of the favourite activity they would like to/ do in the morning and write two sentences about it.	
--	---------	--	--	--

JANUARY

ENGLISH	Brave Debby Place words (Prepositions) Vocabulary - Number names (1 to 10) Punctuation (revision) Picture composition Sight Words	Each child will be able to Read and comprehend the lesson. Construct simple sentences. Write at least two sentences on the given picture Spell numbers from 1 to 10 Spell words. Use at least four place words appropriately. Punctuate sentences properly. Use at least two rules of punctuation appropriately	Vocabulary: Writing down the new words from the lesson. Reading and Comprehension: Read stories and answer questions based on the stories. Answering questions based on the text read from the English course book. Writing Practice: Writing new words, making sentences and question/answer. <u>Draw my Directions</u> Verbal Linguistic Spatial Intelligence Students draw as per the instructions given by the teacher. Students are not told about the objects. Students realize the objects after they have drawn the complete thing. (Integration with Art) <u>Experiential Learning (Linguistic kinesthetic Intelligence)</u> Take a small toy and a bowl. Now keep the toy and the bowl as instructed by the teacher. Next frame a sentence using the place word used by the teacher and write it in the notebook. Write how things (at least three) are kept in the kitchen.	Google form -MCQS Practice Worksheets -True/false -Match the following -Fill in the blanks
----------------	--	---	--	---

				
HINDI	<p>ऐ मात्रा ज्ञान</p> <p>कविता - निकली मैना सैर पर</p>  <p>* कविता का सरल वाचन</p> <p>* छोटे और बड़े शब्दों का लेखन</p> <p>* शब्द बनाओ</p> <p>* वाक्य लेखन</p> <p>* अपठित गद्यांश</p>	<p>प्रत्येक छात्र--</p> <p>- ऐ मात्रा की ध्वनि, पहचान और बनावट जानेगें।</p> <p>- ऐ मात्रा से बने शब्दों का सही उच्चारण के साथ पठन और लेखन कर सकेंगे।</p> <p>-मात्रा से जुड़े छोटे और बड़े शब्दों का पठन और लेखन कर सकेंगे।</p> <p>-कविता पर आधारित मौखिक प्रश्नावली ।</p> <p>-नवीन शब्दावली में वृद्धि होगी ।</p> <p>-शब्द निर्माण कर सकेंगे।</p> <p>-1-2 वाक्य निर्माण में सक्षम ।</p> <p>-चित्र देखकर सही शब्द लिख सकेंगे।</p> <p>-अपने आस -पास दिखाई देने वाले 1-2 पक्षियों के नाम बताने में सक्षम।</p> <p>-गद्यांश का अर्थग्रहण कर सही उत्तर चयन और लेखन में सक्षम होंगे ।</p>	<p>शब्दावली - मात्रा से जुड़े छोटे और बड़े शब्दों का पठन और लेखन कार्य ।</p> <p>अर्थग्रहण बोध -कविता पर आधारित मौखिक प्रश्नावली ।</p> <p>-चित्र देखकर सही शब्दों का लेखन कार्य ।</p> <p>रचनात्मक गतिविधियाँ--</p> <p>-वर्ण जोड़कर शब्द बनाओ ।</p> <p>-चित्र देखकर कविता की पंक्तियाँ लिखिए ।</p> <p>अनुभव आधारित-</p> <p>* पक्षी का घोंसला दिखाना ।</p> <p>-पानी में क्या डूबेगा और क्या तैरेगा ।</p> <p>कला एकीकृत गतिविधि--</p> <p>अपने पसंद के पक्षी के बारे में रोल प्ले के माध्यम से जानकारी देना ।</p>	<p>-विषय और उपविषय पर आधारित कार्यपत्र</p> <p>- गूगल फॉर्म के माध्यम से बहुविकल्पी प्रश्न-उत्तर</p> <p>-शब्दावली</p> <p>-वर्तनी अभ्यास</p> <p>-अर्थग्रहण बोध</p>

				
<p>MATH</p>	<p>Addition and Subtraction (50 to 99)</p> <p>Subtopics-</p> <ul style="list-style-type: none"> -Horizontal and vertical addition (without carrying over) -horizontal and vertical subtraction (without borrowing) -Statement Questions 	<p>Each student will be able to-</p> <ul style="list-style-type: none"> -add and subtract numbers arranged horizontally without regrouping (up to 99) -add and subtract numbers arranged vertically without regrouping (up to 99) -solve the statement questions based on addition and subtraction. 	<ol style="list-style-type: none"> 1. Solve the statement questions. 2. Match the addition and subtraction questions with correct sum/difference. <p>Experiential Learning:</p> <p>List the places / events where addition and subtraction are used.</p> <p>Art Integration (Rangoli Art of Tamil Nadu, Andhra Pradesh, Karnataka, Maharashtra) Students will add different primary colours to create new shades. They will use these new shades to design a rangoli.</p>  <p>Experiential Learning:</p> <ul style="list-style-type: none"> -Collect data of the birthdays of your family members/friends and create a pictograph. 	<p>Google Form</p> <ul style="list-style-type: none"> -MCQs -short answer questions <p>Practice sheets</p> <ul style="list-style-type: none"> -Fill in the blanks -Match the following -Solve the given exercises

	<p>Handling Data:</p> <p>Subtopics-</p> <ul style="list-style-type: none"> -Collecting simple data -recording data using a pictograph 	<p>Each student will be able to-</p> <ul style="list-style-type: none"> -collect simple data -record/write the data in tabular form -interpret simple data in a pictograph 	 <p>-Look at the pictograph of different items and answer simple questions based on the pictograph.</p>	
--	---	---	---	--

GA	<p>-Being safe on the Road</p> <p>Sub topics:</p> <ul style="list-style-type: none"> -Traffic Rules - Traffic lights -Zebra crossing - Road signs 	<p>Each student will be able to:</p> <ul style="list-style-type: none"> -list some traffic rules -tell the importance of following traffic rules -read common road signs 	<p>Art integrated activity.</p> <ul style="list-style-type: none"> -Dramatize safe and unsafe scenarios. (Monoacting) <p>(Kinesthetic and logical intelligence)</p> <p><u>(Experiential learning)</u></p> <ul style="list-style-type: none"> -The teacher will play classical music and the students will draw traffic lights and talk about the function of traffic lights. <p>Thinking and speaking skills</p>	<p>Google forms</p> <ul style="list-style-type: none"> -MCQS <p>Practice Worksheets</p> <ul style="list-style-type: none"> -True/false - Match the following -Fill in the blanks
-----------	--	---	--	--

FEBRUARY-MARCH

ENGLISH	<p>The New Watchman</p> <p>Poem</p> <p>Ice Cream Time</p> <p>Punctuation (revision)</p>	<p>Each child will be able to:</p> <ul style="list-style-type: none"> Read the lesson Recite the poem Comprehend the lesson 	<p>Vocabulary: Writing down the new words from the lesson.</p> <p>Reading and Comprehension: Read stories and answer questions based on the stories.</p>	<p>Google form</p> <ul style="list-style-type: none"> -MCQS <p>Practice Worksheets</p> <ul style="list-style-type: none"> -True/false
----------------	---	---	--	---



पाठ-कौआ और पकौड़ी



पाठ का वाचन

* छोटे और बड़े शब्दों का लेखन

* शब्द बनाओ

* वाक्य लेखन

* अपठित गद्यांश

सभी विषयों की पुनरावृत्ति

-मात्रा से जुड़े छोटे और बड़े शब्दों का पठन और लेखन कर सकेंगे।

-कविता पर आधारित मौखिक प्रश्नावली।

-नवीन शब्दावली में वृद्धि होगी।

-शब्द निर्माण कर सकेंगे।

-1-2 वाक्य निर्माण में सक्षम।

-चित्र देखकर सही शब्द लिख सकेंगे।

- 1-2 वाद्य यंत्रों के नाम बताने में सक्षम।

-चित्र देखकर सही शब्दों का लेखन कार्य।

अनुभव आधारित-

-संगीत के यंत्रों की जानकारी और पहचान पर चर्चा करना।

कला एकीकृत गतिविधि--

हमारे त्योहार- छात्रों के साथ विभिन्न त्योहारों पर चर्चा करना तथा त्योहार से जुड़े लोकगीत का गायन।



-शब्दावली

-वर्तनी अभ्यास

-अर्थग्रहण बोध

MATH

Notes and Coins

-identification of Indian currency notes and coins

(-Rupee and paise as units of money)

-Same denomination in notes and coins

Statement questions based on addition and subtraction up to 99

(Extra Practice)

-Statement questions based on addition and subtraction without carrying over and borrowing.

Revision of the concepts done during the academic session.

Each student will be able to-

-identify rupee and paise as units of money (identify the Indian currency)

-identify the value of specific denominations of money(in coins and notes)

-match coins and notes of same denominations

Each student will be able to-

-apply the concept of addition and subtraction to solve the statement questions.

-Tracing of coins in the notebooks

Experiential Learning:

1. Students will observe how their parents make payments to buy something from the nearby shop/ order online.

2. Self- evaluation: Am I a Responsible child ? Do I make an effort to reduce wastage of money? What do I do to save money?

3. Students will design a coin of any denomination of their choice. They will write the value of the coin on one side and draw any national symbol on the other side.

Art Integration (Printing Art- using coins to print instead of blocks) Students will create a piggy bank using old boxes/ bottles and decorate it with coin printing.



Experiential learning:

Passing the parcel game: Play the game with music on. Pick up a chit (with an addition/ subtraction question written on it) and solve.

Google forms

-MCQS

Practice Worksheets

-True/false

- Match the following

-Fill in the blanks

<p>GA</p>	<p>Fun with Colours</p> <p>Subtopics:</p> <ul style="list-style-type: none"> - Names of colours - Mixing primary colours to get new colours <p>Some Colours we know Things by</p> <ul style="list-style-type: none"> - Colours in everyday life - Relating colours to surroundings <p>Revision of concepts done during the academic session.</p>	<p>Each student will be able to:</p> <ul style="list-style-type: none"> - list the names of colours - to mix colours to get new colours - associate colours with objects - relate colours to everyday life 	<p>Art Integrated activity</p> <p>Mixing colours like blue and yellow to get green/ white and red to get pink etc (Experiential Learning)</p> <p>Spatial and logical independence</p> <p>Colour the Indian flag and discuss the significance of each colour</p> <p>The students will listen to the colours song and sing along</p> <p>https://www.youtube.com/watch?v=w_Yp5_QP46U</p>	<p>Google form</p> <ul style="list-style-type: none"> -MCQS <p>Practice Worksheets</p> <ul style="list-style-type: none"> -True/false - Match the following -Fill in the blanks
------------------	---	--	--	---