













**TAGORE INTERNATIONAL SCHOOL**  
**VASANT VIHAR, NEW DELHI**  
**PARENT SYLLABUS - CLASS III**  
**OCTOBER-MARCH (SESSION 2020–2021)**




Subject	No. of period / Topics	Learning Outcome	Activities	Assessments
<b>OCTOBER</b>				
ENGLISH	<p><b>L-6-Juan Bobo's Pot</b></p>  <p><b>Art Integration- Pot painting</b></p>	<p>Each child will be able to <b>read aloud</b> the given text using correct pronunciation  <b>Develop</b> the language skills and comprehend the story  <b>describe</b> briefly, orally / in writing about events, places and/or personal experiences</p> <p>Learn to paint a pot</p>  <p><b>MASKS IN SIKKIM</b></p>  <p><small>* This mask is from the Himalayan country of Sikkim. It represents the Lord of the Dead, Mahakalla, who is featured at the New Year's festivals. As in other cultures that have such a character, Mahakalla took the souls of the dead from the world of the living to the world of the dead. By acting out these myths each year, adults pass the story on to young people.</small></p>	<p><b>Virtual Trip to Puerto Rico</b></p> <p><a href="https://www.youtube.com/watch?v=FV7h4Eej1FU">https://www.youtube.com/watch?v=FV7h4Eej1FU</a></p> <p><b>Art Integration</b></p> <p><b>WARLI ART for beginners</b></p> <p><a href="https://www.youtube.com/watch?v=bhoOkbHo01c">https://www.youtube.com/watch?v=bhoOkbHo01c</a></p> <p><b>DIY Pot painting inspired by Warli art - Ancient Indian art</b></p> <p><a href="https://www.youtube.com/watch?v=0mEPaL0LGqo">https://www.youtube.com/watch?v=0mEPaL0LGqo</a></p> <p><b>Art Integration Project with Sikkim:</b></p> <p><b>Sikkim mask- Students will become aware of Losoong Festival of Sikkim by doing a comprehension passage on the festival</b></p>	<p>Reading the chapter with correct pronunciation</p> <p>Pots painted using Warli Art</p> <p>Coprehension passage</p>

	<p><b>Vocabulary word meanings</b></p> <p><b>Make sentences</b></p> <p><b>Question answers</b></p> <p><b>Vocabulary- Homophones</b></p> <p><b>Grammar- Use of was and were</b></p>	<p><b><i>write</i></b> correct spellings of words <b><i>use</i></b> dictionary to find the meanings of difficult words</p> <p><b><i>construct</i></b> meaningful sentences with at least 5 difficult words.</p> <p><b><i>answer</i></b> some factual and inferential questions</p> <p><b><i>Frame</i></b> at least two questions from the story</p> <p>To build vocabulary by homophones</p> <p>Use was and were appropriately</p>	<p><b>Write new and difficult words</b></p> <p><b>Making sentences</b></p> <p><b>Answering the questions and framing questions</b></p> <p><b>Everything about Homophone</b> Homophone Pear Match</p>  <p><b>WAS vs WERE</b></p> <p><b>Writing Sentences using was and were</b></p> 	<p>Google form</p> <p>On the basis of making correct sentences</p> <p>Google form</p> <p>Google form</p> <p>Interactive worksheet</p>
--	--	--	--	---

	<p>Poem- The Letter 'A'</p> <p><b>Writing- Thank You Note</b></p> <p><b>Speaking- Apologizing / Saying Sorry</b></p> <p><b>Listening- Listening to people describing themselves / their interests</b></p>	<p><b><i>Appreciate</i></b> poetry.</p> <p><b><i>Respect and Value</i></b> many simple things in life that we take for granted</p> <p>Able to write a thank you note</p> <p>Learn how to say sorry</p> <p>Describe the people</p>	<p><b>Listing things which make our life easier</b></p> <p><b>Writing a Thank You Note</b></p>  <p><b>How to Apologize and Respond to Apologies</b></p> <p>Role-Play</p>  <p><b>Hobbies and Interests</b></p> <p><b>Describing themselves /their interests</b></p> 	<p>On the basis of reciting the poem with correct pronunciation.</p> <p>On the basis of a Thank You note written in correct format.</p> <p>On the basis of role play done on apologizing.</p> <p>On the basis of listening skill activity.</p>
--	---	---	--	--

<b>HINDI</b>	पाठ : चिड़िया का गीत कविता का सरल वाचन - शब्द -अर्थ  --वाक्य बनाना	- कविता को समझकर पढ़ने का प्रयास कर सकेंगे।  - कविता से जुड़े ३ -४ नवीन शब्दों के अर्थ समझकर लेखन करने में सक्षम।  कविता लेख से जुड़े तीन शब्दों से वाक्य लेखन करने में सक्षम।  - पक्षियों की पहचान शब्द चित्र करने में सक्षम हो सकेंगे।	<u><b>रचनात्मक कार्य</b></u> <u><b>अनुभव विस्तार</b></u> पक्षियों का ज्ञान चार्ट सहित ।सूझबूझ से जुड़ी कोई पक्षी की कविता का वाचन।  पक्षियों के बारे में वाक्य लेखन और उनका सुन्दर घोसला बनाना। पक्षियों की आज़ादी से जुड़ा सन्देश का लेखन करना और एक सुन्दर पक्षी बिंदियों से बनाना। <b>पक्षियों को अपनी आज़ादी पसंद हैं।</b>	- विषय और उपविषय पर आधारित कार्यपत्र।  - पाठ से प्रश्न उत्तर लेखन।  - गूगल फॉर्म के माध्यम से बहुविकल्पी प्रश्न-उत्तर।
	देशी खाओ स्वस्थ रहो  देशी खाओ स्वस्थ रहो	देशी खाओ स्वस्थ रहो से जुड़े शब्दों से वाक्य लेखन करने में हो सक्षम हो सकेंगे ।  - छात्र पौष्टिक भोजन का महत्व समझ सकेंगे । फल और सब्जियों के नामों का ज्ञान चित्र सहित पहचान करने में सक्षम।  - छात्र पौष्टिक भोजन की थाली तैयार कर के जानकारी देने में सक्षम हो सकेंगे	 <u><b>कला एकीकृत गतिविधि-</b></u> <b>- देशी खाओ स्वस्थ रहो</b> परिवार के सदस्यों के साथ इस विषय पर चर्चा। अपनी पौष्टिक भोजन की थाली तैयार करना。 	पठन पाठन गतिविधि एवं चर्चा।  मौखिक शब्द ज्ञान और चर्चा।  फलों और सब्जियों का ज्ञान चित्र सहित पहचान ।
	<u><b>व्याकरण ----</b></u>		रसोई और घर में रखी चीज़ों के इस्तेमाल से अपनी पसंद का एक चिकनी मिट्टी की थाली या बरतन बनाना।  फलों और सब्जियों की टोकरी बना सकेंगे।	



	<p>क्रिया</p> <p>शब्द चित्र और वाक्य लेखन।</p> <p>सिक्किम की सैर जानकारी कार्ड का निर्माण।</p> <p>अपठित गद्यांश</p> 	<p>- क्रिया से जुड़े तीन शब्दों से वाक्य लेखन करने में सक्षम हो सकेंगे।</p> <p>क्रिया शब्द चित्र और वाक्य लेखन का मौखिक ज्ञान।</p> <p>-क्रिया <u>शब्दों से वाक्य</u> ओर चित्र में पहचान। जैसे अमन को भागना पसंद है।</p> <p>अपठित गद्यांश को पढ़कर अर्थग्रहण। सही उत्तर चयन और लेखन में सक्षम होंगे।</p>	<p><b>सिक्किम की सैर</b> वर्चुअल माध्यम द्वारा। क्रिया शब्दों से वाक्य लेखन का चित्र सहित जानकारी कार्ड तैयार करना। जैसे घूमना ,खाना , देखने , नाचना आदि।</p> <p><b>सिक्किम की सैर जानकारी कार्ड</b></p> <p>सिक्किम <b>देखने</b> लायक जगह है।</p> <p>सिक्किम का <b>खाना</b> बहुत मशहूर है।</p> 	<p>व्याकरण विषय पर आधारित कार्य पत्र</p> <p>में सही उत्तर का चयन।</p> <p>क्रिया <u>शब्दों से वाक्य</u> ओर चित्र में पहचान कर सकेंगे।</p> <p>अपठित गद्यांश प्रश्नों के सही उत्तर चयन और लेखन।</p>
MATH	<p><b>Multiplication and division</b></p> <p>Properties of division</p>	<p><b>Multiplication and division</b></p> <p>Each child will be able to:</p> <p>1. State the properties of division</p>	<p><b>Art Integration Project:</b></p> <p><b>Sikkim mask- Students will become aware of Losoong Festival of Sikkim. They will make masks worn in Cham dance.</b></p> 	<p><b>Google form worksheets</b></p> <p><b>Worksheet on each topic mentioned herewith</b></p>

Division of 2-digit numbers by 1-digit number without remainder

Division of 2-digit numbers by 1-digit number with remainder

Division of 3-digit numbers by 1-digit number without remainder

Division of 3-digit numbers by 1-digit number with remainder

2. Divide up to 2-digit numbers by a 1-digit number without remainder

3. Divide up to 2-digit numbers by a 1-digit number with remainder

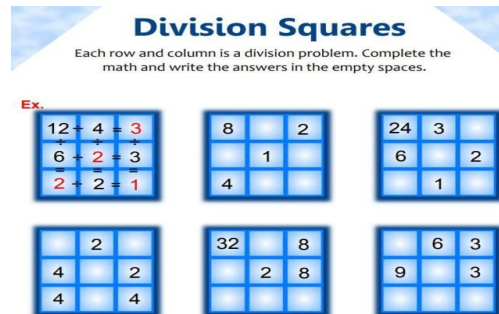
4. Divide of 3-digit numbers by 1-digit number without remainder

5. Division of 3-digit numbers by 1-digit number with remainder

**1. Penguin Division:** Students will choose a number from the first grid. Divide it using a number from the second grid and find the answer in the third grid.



**Division Square:** Students will complete the division square.



**Dalmut Dice Division:** Roll three dice, and determine the division problem that gives you the highest

MCQ

Google doc worksheet

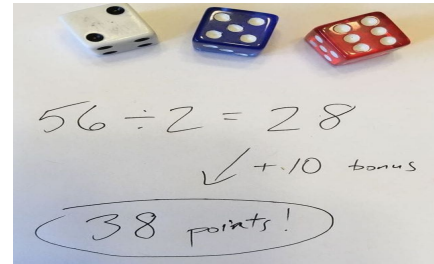
Check division using multiplication

Statement questions on multiplication and division (length and money)

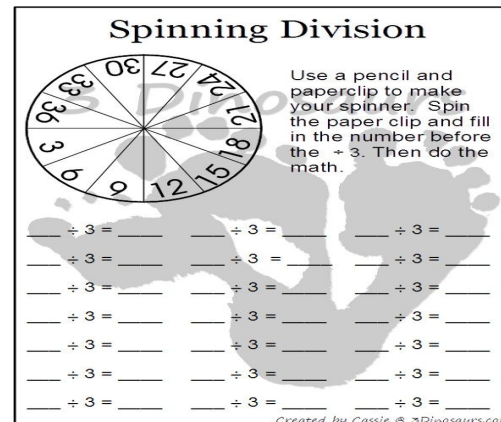
6. Check division using multiplication

7. Apply multiplication and division to solve real life problems

possible quotient (rounded to the nearest whole number). You get 10 bonus points if there's no remainder!






**Spin and Divide: Students will use a pencil and paper clip to make spinner**




**Experiential Learning activity:**  
**Students will learn equal division with kidney beans activity.**






<b>EVS</b>	Sikkim Art Integration	Students will learn about the onset of Sikkim 's Losoong festival which is based on the Lunar calender .	<p><b><u>Activity : Mask making</u></b></p> 	Worksheet
	Mask Masking	Learn mask making		
	<b>World of animals</b>	Each child will be able to:-	<p><b><u>Activity</u></b></p> <p>Making a bird feeder</p> 	Google Form
	Characteristics	Compare and contrast the features of plants and animals		
	Aquatic animals	Identify the various aquatic animals and their features.		Worksheet
		Develop compassion and empathy for animals and birds .		
	Land animals	Learn to distinguish between insects, worms and mammals.	<p><b><u>2.Performing art integration</u></b></p> <p>(Role – play )</p> <p><b><u>Animal mask/ finger puppet making</u></b></p> <p>Students will make masks / finger puppets and narrate a story from Jataka tales/ Karadi tales or Aesop's fables wearing them .</p>	Worksheet
	Birds our feathered friends	Identify the features of birds		Google Form

	Care for animals	Be kind and generous towards animals	 <p><u>Experiential learning</u></p> <p>Virtual Trip to Bharatpur Bird Sanctuary  <a href="https://www.youtube.com/watch?v=nXTlcmqOAWk">https://www.youtube.com/watch?v=nXTlcmqOAWk</a></p>	Question and Answers
--	------------------	--------------------------------------	--	----------------------

## NOVEMBER

ENGLISH	L-7- Tooth Troubles	<p><b>Each child will be able to</b>  <b><i>read aloud</i></b> the given text using correct pronunciation  <b><i>Develop</i></b> the language skills and comprehend the story  <b><i>describe</i></b> briefly, orally / in writing about events, places and/or personal experiences</p>	<p>Animation of the story and reading the chapter</p> <p>Experiential Learning-</p> <p>How to Brush Your Teeth Animation  <a href="https://www.youtube.com/watch?v=BapR9J86ZZw">https://www.youtube.com/watch?v=BapR9J86ZZw</a></p> 	<p>Reading the chapter with correct pronunciation</p> <p>Learn to brush the teeth properly.</p>
	Art Integration- home -made crunchy snacks and cookies	Make easy and tasty snacks at home	Chocolate Coconut Laddu Recipe	Make home- made snacks

			<a href="https://www.youtube.com/watch?v=9Lebx-AGH6Y">https://www.youtube.com/watch?v=9Lebx-AGH6Y</a> 	
			Bhel Puri Recipe <a href="https://www.youtube.com/watch?v=WZcSzKqgRGk">https://www.youtube.com/watch?v=WZcSzKqgRGk</a> 	
Vocabulary		<b>write</b> correct spellings of words	Write new and difficult words	Google form
word meanings		<b>use</b> dictionary to find the meanings of difficult words	Finding word meanings	Google docs worksheet
Make sentences		<b>construct</b> meaningful sentences with at least 5 difficult words.	 Making sentences	On the basis on making meaningful sentences
Question answers		<b>answer</b> some factual and inferential questions <b>Frame</b> at least two questions from the story	Answering the questions and framing questions	Google form

**Vocabulary-Homographs**

**Usage-**

**Adverb of manner**

**Poem- The Rainbow Fairies**

**Understand** the correct meaning of homographs with relation to context

Understand about adverb of manner

Recite the poem with correct pronunciation


Everything about Homographs

Writing two different sentences using the homograph



Adverbs of Man

Writing words in correct order to form sentences



The rainbow fairies

<https://www.youtube.com/watch?v=zuhLkGYXwml>

Writing the colours of the rainbow and drawing a rainbow.



Google form

Google docs worksheet

On the basis of recitation of the poem.

**writing-Describing actions- using adverbs**

Identify adverbs and use the creatively

Picture Composition -Describe the picture using adverbs



On the basis of describing the picture using adverbs.

**speaking- agreeing and disagreeing**

Identify the statement on which we agree and disagree

Agree and disagree activity- agree or disagree with the statement giving appropriate reasons



On the basis of agreeing and disagreeing

**Listening- Identifying professions**

Recognize people with different professions

Jobs and Occupations



Listening and identifying professions- Guess it.





On the basis of guess the profession activity.





	अपठित गद्यांश	<p>३ -४ नवीन शब्दों के अर्थ समझकर लेखन करने में सक्षम।</p> <p>गद्यांश का अर्थग्रहण कर सही उत्तर चयन और लेखन में सक्षम होंगे ।</p> <p>नवीन शब्दावली में वृद्धि होगी ।</p>	<p>चिड़िया घर में नियम पालन के लिए स्लोगन लेखन करना। चिड़िया घर की सैर वर्चुअल माध्यम द्वारा ।</p> 	अपठित गद्यांश प्रश्नों के सही उत्तर चयन और लेखन।
MATH	<p><b>Fractions</b></p> <p>Meaning of a fraction</p> <p>Whole and fractions</p> <p>halves</p> <p>thirds</p> <p>fourths</p> <p>Some other fractions</p>	<p><b>Fractions</b></p> <p>Each child will be able to:</p> <p>1.Represent a part of a whole or a collection as a fraction.</p> <p>2 .Explain numerator and denominator in a</p>	<p><b>Art Integration</b></p> <p><b>Sandwich making activity:</b></p> <p>Students will make healthy sandwiches. This fraction activity requires no more prep than making a cutting sandwich. Instead of just cutting it in half though you can cut it into whatever fraction you want. Kids can explore and talk about how many parts make up their whole sandwich and even request their sandwich fraction of the day.</p>  <p><b>Fraction flower:</b> Students will make a fraction flower by choosing a fraction and showing it in different</p>	<p><b>Google form worksheets</b></p> <p><b>Worksheet on each topic mentioned herewith</b></p> <p><b>MCQ</b></p>

	Numerator and denominator	fraction.	shapes.	Google doc worksheet
	Fraction of a collection	3. Find a fraction of a collection		
	Comparing fractions	4. Compare like fractions.	<p><b>Fraction Kite:</b> Students will use five different colours to colour their grid. Later they will write the fraction of each colour on the tail of the kite.</p>	
	Add and Subtract like fraction	5. Add and subtract like fractions	 <p><b>Spring comparing activity:</b></p> <p>Students will draw butterflies and write like a fraction on the wings. Later they will compare the fraction by inserting in <math>&lt;</math>, <math>&gt;</math> or <math>=</math> symbol.</p>	
	Statement questions on fractions	6. Use fractions to solve real life problems		

Introduction to the units of  
Mass ( kg and g)

7. State the metric unit of measuring mass.



**Fraction with fruits:** Students will find the fraction of each fruit in their fruit basket.

### Tropical Fruit Fractions

Use the picture to answer the questions.

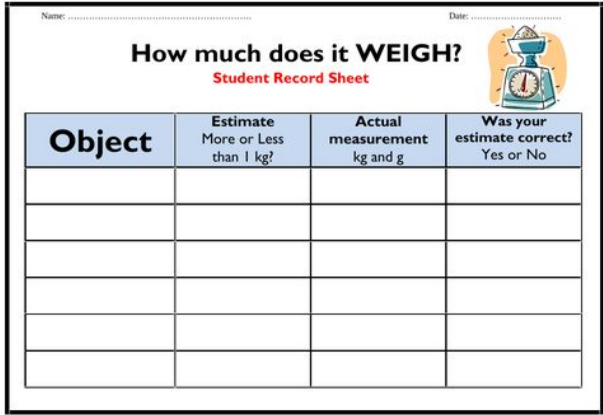


- What fraction of the fruits are **cherries**?
- What fraction of the fruits are **coconuts**?
- What fraction of the fruits are **pineapples**?
- What fraction of the fruits are **mangoes**?
- What fraction of the fruits are **bananas**?

Copyright 2008-2009 Education.com

Created by [www.education.com/worksheets](http://www.education.com/worksheets)

**How much does it weigh:** Students will guess the weight of each item and then compare it with the

			<p>actual weight.</p>  <p>The record sheet is titled 'How much does it WEIGH?' and is a 'Student Record Sheet'. It has fields for 'Name' and 'Date'. Below the title is a table with four columns: 'Object', 'Estimate More or Less than 1 kg?', 'Actual measurement kg and g', and 'Was your estimate correct? Yes or No'. There are seven rows for data entry.</p>	
<b>EVS</b>	<p><b>World of plants</b></p> <p>Characteristics</p> <p>Types of plants</p> <p>Parts of a plant</p>	<p>Each child will be able to</p> <p>List the specific characteristics of plants</p> <p>Identify the different kinds of plants around them</p> <p>Identify variety of leaves</p>	<p><b>Experiential learning</b></p> <p>1.Virtual trip to a garden .</p> <p><a href="https://youtu.be/BtZ0dcUzGX8">https://youtu.be/BtZ0dcUzGX8</a></p> <p><b>Art Integration</b></p> <p>Collect leaves lying on the ground .Take rubbings (impressions) of leaves using crayons / poster colours then put the leaf face down on a paper to get an impression .Make a photo frame using it .</p>	<p>MCQ</p> <p>Worksheet</p> <p>Worksheet</p>

**Art Integration**  
**Creating Art using dry leaves .**

How do they make food?

Uses of plants

**Observe and learn about various kinds of leaves**

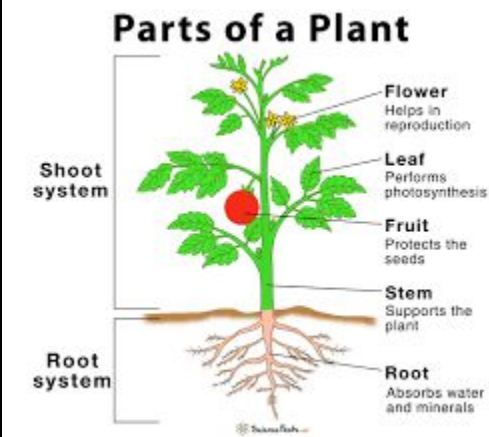
Understand how plants make food.

Identify the uses of various leaves








### Activity

Take a potted plant and observe the parts of a plant



**DECEMBER**

<p><b>ENGLISH</b></p>	<p>L-2- The Story of Rudolph</p>  <p>Art Integration- Gift wrapping paper using printing</p> <p>Vocabulary and word meanings</p>	<p><b>Each child will be able to</b>  <b>read aloud</b> the given text using correct pronunciation  <b>Develop</b> the language skills and comprehend the story  <b>describe</b> briefly, orally / in writing about events, places and/or personal experiences</p> <p>Different techniques to make gift wrapping paper</p> <p><b>write</b> correct spellings of words  <b>use</b> dictionary to find the meanings of difficult words</p>	<p><b>Why We Celebrate Christmas</b>  <a href="https://www.youtube.com/watch?v=6oArG77YWuc">https://www.youtube.com/watch?v=6oArG77YWuc</a></p> <p><b>The Story Of Rudolph</b>  <a href="https://www.youtube.com/watch?v=L2P7aQPk0AY">https://www.youtube.com/watch?v=L2P7aQPk0AY</a></p> <p><b>Experiential Learning-Celebrating Christmas</b></p>  <p><b>How to make a gift wrapping paper</b>  <a href="https://www.google.com/search?sxsrf=ALeKk00el-2VNHqz5urdKQ2NrK4XIYMFA:1600359713742&amp;q=make+gift+wrapping+paper+for+Christmas+youtube&amp;spell=1&amp;sa=X&amp;ved=2ahUKEwjHiYDCzPDrAhXmzzgGHQf5BXAQBsgAeqQIDhAt&amp;biw=1366&amp;bih=625#kpvalbx=J41jX-DjldOd4-EPz7GfiAg34">https://www.google.com/search?sxsrf=ALeKk00el-2VNHqz5urdKQ2NrK4XIYMFA:1600359713742&amp;q=make+gift+wrapping+paper+for+Christmas+youtube&amp;spell=1&amp;sa=X&amp;ved=2ahUKEwjHiYDCzPDrAhXmzzgGHQf5BXAQBsgAeqQIDhAt&amp;biw=1366&amp;bih=625#kpvalbx=J41jX-DjldOd4-EPz7GfiAg34</a></p>  <p><b>Finding word meanings</b></p>	<p>Reading the chapter with correct pronunciation</p> <p>On the basis of Celebrating Christmas</p> <p>On the basis of Gift wrapping paper made.</p> <p>Google Form</p>
-----------------------	---	--	---	--

				On the basis of making meaningful sentences.
	Make sentences	<b>construct</b> meaningful sentences with at least 5 difficult words.	<b>Making sentences</b>	
	Question answers	<b>answer</b> some factual and inferential questions  <b>Frame</b> at least two questions from the story	<b>Answering the questions and framing questions</b>	Google form.
	Vocabulary-words related to Christmas	Identify things related to Christmas	<b>Christmas Vocabulary in English</b> <a href="https://www.youtube.com/watch?v=r33MVi39A2g">https://www.youtube.com/watch?v=r33MVi39A2g</a> <b>Draw a Christmas scene and label</b>	Google form
	Usage- Statement and order	Identify difference between statements and order		On the basis of identifying the difference between a statement and an order.
	Poem- I am a Polar Bear	Recite the poem with correct pronunciation	<b>I am a polar bear</b> <a href="https://www.youtube.com/watch?v=uoOm7lq2u70">https://www.youtube.com/watch?v=uoOm7lq2u70</a> <b>Writing facts about Polar Bear</b>	On the basis of recitation of the poem.



	<p>Speaking- making a wish</p> <p>Listening-Listening to a song</p>	<p><i>Making a wish</i></p> <p>Identify and learn Christmas carols</p>	<p>What I wish for?</p>  <p>Jingle Bells  <a href="https://www.youtube.com/watch?v=4YBGRGBj7_w">https://www.youtube.com/watch?v=4YBGRGBj7_w</a></p>  <p>Singing a Christmas Carol</p>	<p>On the basis of sharing a wish.</p> <p>On the basis of singing Christmas carols</p>
HINDI	<p>पाठ :ऐसे मिली सज़ा</p> <p><u>पाठ का सरल वाचन</u></p> <p>= शब्द -अर्थ</p> <p>- प्रश्न -उत्तर</p> <p>-वाक्य बनाना</p> <p><u>व्याकरण</u> ----</p> <p>वाक्य रचना में प्रयोग है हैं और हूँ का करना।</p>	<p>-पाठ को समझकर पढ़ने का प्रयास कर सकेंगे।</p> <p>- पाठ से जुड़े चार नवीन शब्दों के अर्थ समझकर लेखन करने में सक्षम हो सकेंगे ।</p> <p>- चित्र पहचानकर शब्द लेखन में सक्षम ।</p> <p>- पाठ से जुड़े पाँच शब्दों से वाक्य लेखन करने में सक्षम ।</p> <p>- पाठ से दिए चार प्रश्न उत्तर लेखन कर सकेंगे ।</p> <p>छात्र पेड़ों के बचाव का महत्व समझकर उनके बचाव में मौखिक चर्चा द्वारा</p>	<p><u>रचनात्मक कार्य -</u></p> <p>- <u>पेड़ और उसका महत्व</u> बचाव पर स्लोगन लेखन करना। परिवार के सदस्यों को जानकारी देना और चर्चा करना । पेड़ मत काटो इस पर वाक्य लेखन कर के संदेश देना।</p>  <p><u>पेड़ और उसका महत्व अनुछेद लेखन।</u></p> <p><u>अनुभव विस्तार</u></p>	<p>विषय और उपविषय पर आधारित कार्यपत्र</p> <p>- गूगल फॉर्म के माध्यम से बहुविकल्पी प्रश्न-उत्तर।</p> <p>-पाठ से प्रश्न उत्तर एवं वाक्य निर्माण ।</p>

अनुच्छेद लेखन

अपठित गद्यांश



संदेश तैयार करेंगे।

वाक्य रचना वाक्य रचना में प्रयोग है हैं और हूँ का करना।

जैसे मेरे पास एक बहुत सुन्दर तोता है और मेरी बहन के पास दो तोते हैं। मैं तोते पालता हूँ।

कम से कम पाँच शब्दों में उचित शब्दों का लेखन कर सकेंगे।

गद्यांश को पढ़कर अर्थग्रहण और सही उत्तर का लेखन कर सकेंगे।

अपठित गद्यांश को समझ कर उस से मिलने वाली सीख का लेखन कर सकेंगे।

पेड़ों से लाभ धरती पर हरियाली रखने का संदेश बनाना। पेड़ बचाओ गीत का गान---- यह गीत का गान----

कला एकीकृत गतिविधि ---

पत्तियों की छाप से चित्रकला---

पेड़ की अलग अलग पत्तियों की छाप से रंगीन कार्ड परिवार या मित्रों को देने के लिए बनाना।





मध्य प्रदेश की गोंद चित्र कला पर चर्चा और उस से रंगीन कागज़ या थैला उपहार देने के लिए बनाना।



पाठ पर आधारित कार्यपत्र।

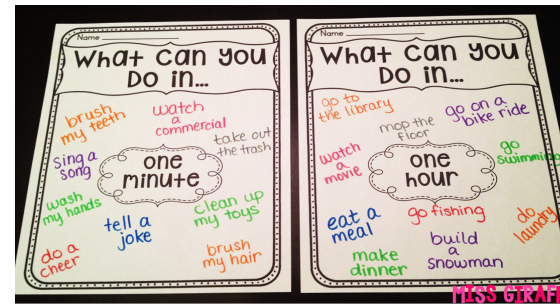
व्याकरण विषय पर आधारित कार्य पत्र में सही उत्तर का चयन।

अपठित गद्यांश प्रश्नों के सही उत्तर चयन और लेखन।

MATH			Art Integration	
	<p><b>Time</b></p> <p>Telling the time to the nearest 5 minutes</p> <p>Time interval</p> <p>Time before and after</p> <p>Using a.m. and p.m.</p> <p>Telling time to the quarter hour</p> <p>Writing time in the 24 hour format</p> <p>Introduction to the unit of capacity</p>	<p><b>Time</b></p> <p>1. Read the clock and tell time to the nearest 5 minutes.</p> <p>2. Estimate and measure time intervals</p> <p>3. Write time a.m. and p.m.</p> <p>4. Read and represent a time to the nearest quarter hour</p> <p>5. Read time using 24 hour clock</p> <p>6.State the metric unit of measuring capacity</p>	<p><b>Art Integration</b></p> <p><b>Gond Art:</b> Students will become aware of Gond art from Madhya Pradesh. Later students will design their own wall clock with gond art</p>  <p><b>Daily activities:</b> Students sort activities on the basis of A.M. or P.M.</p>  <p><b>Bingo:</b> Students will play Bingo game</p>	<p>Google form worksheets</p> <p>Worksheet on each topic mentioned herewith</p> <p>MCQ</p> <p>Google doc worksheet</p>

T	I	M	E	O
10:00	11:35	9:10	12:15	8:37
4:30	7:55	3:20	6:30	10:13
3:00	1:25	FREE SPACE	3:45	11:06
9:30	5:05	8:40	2:15	5:17
5:30	10:55	2:50	3:30	12:48

**What can you do in:** Students will list a few activities they like doing. Later they will decide on the time taken to do it.



**Race to the noon:** Students take turns rolling the dice that have them go forward 1 or 2 hours, back 1 hour, all the way back to midnight, etc. The first person to get their dough hand all the way around the clock and back to the 12 (noon) wins!

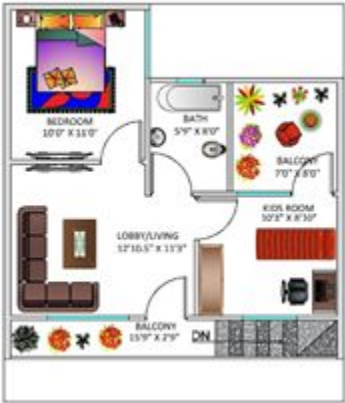




**Exploring labels of liquid :** Students will observe various liquid drinks labels. Later they will play a game of guessing its capacity.



EVS	<p><b>Topic:</b></p> <p><b>Safety</b></p> <p>(Dangers and safety measures)</p> <p>Safety on the road</p> <p><b>PROJECT :</b></p> <p><b>Safety</b></p> <p>Safety at home</p> <p>Safety at school</p> <p>First aid</p> <p><b>Finding a place</b></p>	<p>Each child will be able to</p> <p>Identify the dangerous situations and things</p> <p>Understand the need for safety</p> <p>Get hands-on experience on following safety rules at home and outside .</p> <p>List the precautions</p> <p>Follow the safety rules</p> <p>Learn things to make a person feel better till a doctor arrives.</p> <p>Each child will be able to</p> <p>Understand what landmarks are and identify some of them on the way to an important place.</p>	<div data-bbox="1151 57 1617 370" data-label="Image"> </div> <p><b>Group Project (4-5 students)</b></p> <p><b>Topic</b> - Safety at home, school, road etc</p> <p>Each group will be assigned a different topic related to safety and each member of the group will be allotted a separate task. Later they will demonstrate the project with the help of props and PPT 's prepared by them .</p> <p><b><u>Experiential learning</u></b></p> <p><u>Virtual field trip to a training traffic park</u></p> <p><a href="https://youtu.be/YhainblQmk8">https://youtu.be/YhainblQmk8</a></p> <p><u>Activity- Make a road sign awareness chart</u></p> <div data-bbox="1151 1161 1581 1420" data-label="Image"> </div>	<p>Google doc Worksheet</p> <p>Worksheet</p> <p>Google Doc Worksheet</p> <p>M C Q</p>
-----	--	--	--	---



<p>Landmarks</p> <p>Sketch</p> <p>Plan</p> <p>Maps</p> <p>Political and physical</p>	<p>Draw a sketch of the route from his house to nearest shop or vice versa</p> <p>Identify and understand the plan of their building /society</p> <p>List out the advantages of a map over a rough sketch.</p> <p>Correctly identify the four cardinal directions.</p>	<p><u>Activity</u></p> <p><u>Making a plan of his/ her house.</u></p>  <p><u>Activity : Marking the directions and major states on the political map of India</u></p>  	<p>Worksheet</p> <p>Worksheet</p>
<p>Directions</p> <p><b>Creative Art Integration</b></p> <p><b>Making a Hand fan with Kalamkari, Art of</b></p>	<p>Learn about Andra Pradesh and Telangana</p> <p>Learn kalamkari art form</p>		

Andhrapradesh and  
Telangana.

## JANUARY

ENGLISH

Ch- We saved a Whale



Art Integration- making  
sea creatures using clay

**vocabulary** word  
meanings

Each child will be able to  
**read aloud** the given text using correct  
pronunciation  
**Develop** the language skills and  
comprehend the story  
**describe** briefly, orally / in writing about  
events, places and/or personal experiences

Making sea creatures using clay dough


**write** correct spellings of words  
**use** dictionary to find the meanings of  
difficult words

Experiential learning Activity-

Helping someone in need and writing about it

Art Integration-

Sea creatures using clay



Writing the word three times and find word meanings  
using a dictionary

Content based listening,  
reading, speaking and  
writing exercises

On the basis of the  
activity

Google form





**Speaking-**

Offering help

**Listening-**

Listening to a conversation

**Poem- A Blue Whale**

Letter writing to a friend



d.

Role play on offering help

Offering help
Would you like some help? Can I give you a hand? Do you need any help? May I offer my assistance? Need any help?
Asking for help
Could you give me a hand? Would you mind helping me out? Could you help me please? I need some assistance please.


Listening to a conversation and answering questions




Easy Origami for kids Whale step by step

On the basis of role play

On the basis of comprehending listening skill

On the basis of reciting the poem

				
<b>HINDI</b>	<p>पाठ :एक दिन लाल किले में</p> <p><u>पाठ का सरल वाचन</u></p> <p>- शब्द -अर्थ</p> <p>- प्रश्न -उत्तर</p> <p>-वाक्य बनाना</p> <p><u>व्याकरण</u>----</p> <p>मात्राओं का दोहराव वाक्य रचना में करना।</p> <p>अनुछेद लेखन</p>	<p>पाठ को समझकर पढ़ने का प्रयास कर सकेंगे।</p> <p>- पाठ से जुड़े चार नवीन शब्दों के अर्थ समझकर लेखन कर सकेंगे।</p> <p>- पाठ से जुड़े चार शब्दों से वाक्य लेखन करने में सक्षम हो सकेंगे।</p> <p>- अनुछेद लेखन द्वारा छात्रों की नवीन शब्दावली में वृद्धि होगी । लाल किला इस विषय पर अनुछेद लेखन।</p> <p>दिल्ली की ऐतिहासिक इमारतें और उनकी पहचान करने में सक्षम हो सकेंगे।</p>	<p><u>रचनात्मक कार्य -</u></p> <p><u>चित्र कला ---</u></p> <p>लाल किला का निर्माण रंगीन कागज़ पर बिंदियों और अन्य सामग्री लगाकर करना ।</p> <p><u>अनुभव विस्तार</u></p> <p><u>भारत की ऐतिहासिक इमारतें और उनका महत्व</u> उस पर स्लोगन लेखन करना।लोग उनको खराब नहीं करें। परिवार के सदस्यों को जानकारी देना और चर्चा करना ।</p> <p><u>कला एकीकृत गतिविधि ---</u></p> <p><u>संकेत पुस्तिका का निर्माण चित्रकला---</u></p> <p>रंगीन कार्ड में जानकारी देते हुए लाल किला बनाना और सजाना । इसका निर्माण रंगीन कागज़ को लेकर (ओरिगेमी चित्रकला) माध्यम से करना। संवाद द्वारा विषय आधारित छात्रों की आपसी चर्चा।</p>	<p>विषय और उपविषय पर आधारित कार्यपत्र</p> <p>- गूगल फॉर्म के माध्यम से बहुविकल्पी प्रश्न-उत्तर।</p> <p>-पाठ से प्रश्न उत्तर लेखन।</p> <p>पाठ पर आधारित मौखिक प्रश्नावली</p> <p>के उत्तर बता पाएगा ।</p> <p>पाठ पर आधारित कार्यपत्र।</p> <p>अनुछेद लेखन द्वारा उचित जानकारी दे सकेंगे ।</p>

	<p>अपठित गद्यांश</p> 	<p>अपठित गद्यांश का अर्थग्रहण कर सही उत्तर चयन और लेखन में सक्षम होंगे ।</p> <p>अपठित गद्यांश को समझ कर उस से मिलने वाली सीख का लेखन कर सकेंगे।</p>		<p>व्याकरण विषय पर आधारित कार्य पत्र में सही उत्तर का चयन।</p> <p>अपठित गद्यांश प्रश्नों के सही उत्तर चयन और लेखन।</p>
MATH	<p>Calendar</p> <p>Calendar</p> <p>Handling Data</p>	<p>Each child will be able to:</p> <ol style="list-style-type: none"> <li>1. Write the month of the year in order.</li> <li>2. Write dates in the correct format.</li> </ol>	<p><b>The Calendar Trick</b></p>  <p><b>EXPERIENTIAL LEARNING</b></p> <p>1) <b>Birthday Graph:</b> Students will make a bar graph after collecting data on the birthday of their classmate.</p>	<p>Google form worksheets</p> <p>Worksheet on each topic mentioned herewith</p> <p>MCQ</p>

Pictograph – one symbol showing many objects

Bar Graph

1. Interpret data represented in a pictograph and a bar graph

2. Represent data in a pictograph and a bar graph



Google doc worksheet


2) Roll and graph dice game



### 3) Roll a pie chart



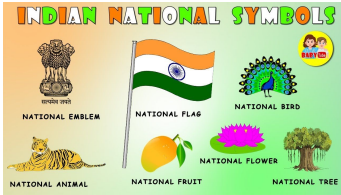
### 4) Tick tac graph



**Dabroo Block print:** *Dabu* or *daboo* is an ancient mud resist hand block printing technique from Rajasthan. Dabu printing is very labor intensive and



involves several stages of printing and dyeing; the end result is therefore very unique and beautiful. Daboo is today frequently used to decorate many Indian and Indo-western clothes and home décor items.



EVS	<p><b>Our country</b></p> <p><b>States and union territories and capitals</b></p> <p><b>-Who runs the country and how is it governed?</b></p> <p><b>-Physical features</b></p> <p><b>People- religions, Clothes, food and language</b></p>	<p><b>Each child will be able to :</b></p> <p>Identify the states and their capitals</p> <p>Name important people who govern our country</p> <p>Understand how our country is governed</p> <p>Identify the main physical features of the country</p> <p>Differentiate between various major states based on the people, their clothes, food and languages</p>	<p><b><u>Performing Arts Integration:</u></b></p> <p>Introduction to various Indian dance forms by the dance teacher.</p> <p><b><u>Activity</u></b></p> <p>My dream vacation spot (India)-Make an information brochure.</p>  <p><b><u>Experiential learning Activity</u></b></p> <p>Collect and paste pictures of the national symbols of India</p>  <p><b><u>HOTS Question</u></b> –Is it better to have a king or a prime minister?</p> <p><b><u>Value based Question:</u></b> What values do we get by traditionally celebrating our festivals</p> <p><b><u>Project - State Showcase</u></b></p> <p>The class will be divided into groups . Each group will be encouraged to find out about the climate , flora and fauna ,food, clothes of the state they select .</p>	<p>Worksheet</p> <p>Google form</p> <p>Worksheet</p> <p>Quiz</p> <p>Bingo</p> <p>Worksheet</p>
-----	--	---	---	--



# FEBRUARY-MARCH

<p>ENGLISH</p>	<p>Ch- A Day at the Swamp</p>  <p>Art Integration- Making a musical instrument and sing a dinosaur song</p> <p>Vocabulary word meanings</p> <p>Make sentences</p> <p>Question answers</p>	<p>Each child will be able to <b>read aloud</b> the given text using correct pronunciation <b>Develop</b> the language skills and comprehend the story</p> <p><b>describe</b> briefly, orally / in writing about events, places and/or personal experiences</p> <p>Make a musical instrument</p> <p><b>write</b> correct spellings of words <b>use</b> dictionary to find the meanings of difficult words</p> <p><b>construct</b> meaningful sentences with at least 5 difficult words.</p> <p><b>answer</b> some factual and inferential questions</p>	<p>Experiential learning Activity-</p> <p>Reusing old things</p> <p>36 SMART IDEAS TO REUSE OLD THINGS</p> <p><a href="https://www.youtube.com/watch?v=hOuIWjTf8gl">https://www.youtube.com/watch?v=hOuIWjTf8gl</a></p> <p>Art Integration-</p>  <p>Writing the word three times</p> <p>Writing sentences</p> <p>Answering the questions and framing questions</p>	<p>Content based listening, reading, speaking and writing exercises</p> <p>On the basis of activity done</p> <p>Google form</p> <p>On the basis of making meaningful sentences</p> <p>Google form</p>
----------------	--	---	---	---

Ch- Something from Nothing

Vocabulary-

Compound words

Grammar-

Conjunction but,so

Writing-

Writing short messages

Poem- The Tree

**Frame** at least two questions from the story

Identify compound words

Join the sentences using conjunctions

Write the message

**Appreciate** poetry. Recite with correct pronunciation

Matching words to form compound words




Joining sentences using conjunctions



Writing a short message to your friend



Identify any one tree that grows in your neighbourhood. Draw its picture and find the benefits from the tree.







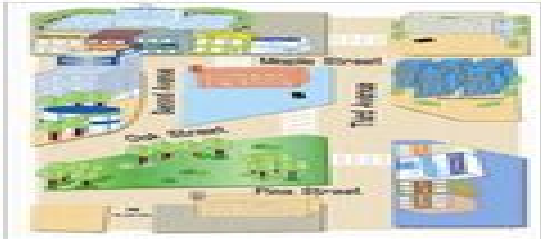

Google form



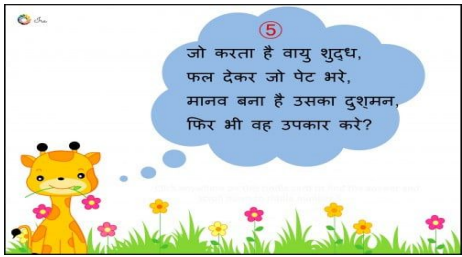


Google doc worksheet

On the basis of message writing

On the basis of reciting the poem

	<p><b>Speaking-</b> <b>Describing actions</b></p> <p><b>Listening-</b> Listening to a Song</p> <p><b>Ch- Something from Nothing</b></p> <p><b>Writing-Facts and Opinions</b></p>	<p>Identify the actions</p> <p>Sing along with the song</p> <p>Each child will be able to <b>read aloud</b> the given text using correct pronunciation <b>Develop</b> the language skills and comprehend the story</p> <p><b>describe</b> briefly, orally / in writing about events, places and/or personal experiences</p> <p>Differentiate between facts and opinions</p>	<p>Picture Composition</p>  <p>Listening to 'The Dino Song' and filling the blanks</p>  <p><b>Experiential learning Activity-</b> Reuse waste material</p>  <p>Stating a fact and an opinion</p> 	<p>On the basis of describing a picture</p> <p>On the basis of listening to the song</p> <p>On the basis of role play and activity on reusing waste material.</p>
--	--	---	--	---

	<p><b>Speaking-Giving Directions</b></p>	<p>Giving directions to reach a place</p>	<p>Give directions to reach the school from your house.</p> 	<p>On the basis of identifying facts and opinions</p>
	<p><b>Listening - Listening to Directions</b></p>	<p>Identifying places on the basis of directions</p>	<p>Listening to directions and fill in the names of places</p> 	<p>On the basis of giving directions</p> <p>On the basis of listening to the directions</p>
<p><b>HINDI</b></p>	<p>पाठ :कुछ कर दिखलाएँगे</p> <p><u>पाठ का सरल वाचन</u></p> <p>- शब्द -अर्थ</p> <p>- प्रश्न -उत्तर</p> <p>-वाक्य बनाना</p> <p>पहेली सुलझाओ</p> <p><u>व्याकरण</u>----</p> <p>समान अर्थ वाले शब्द</p>	<p>कविता को समझकर पढ़ने का प्रयास कर सकेंगे.</p> <p>- कविता से जुड़े ३ -४ नवीन शब्दों के अर्थ समझकर लेखन करने में सक्षम हो सकेंगे।</p> <p>कविता से जुड़े चार शब्दों से वाक्य लेखन करने में सक्षम हो सकेंगे।</p> <p>- नवीन ५ समान अर्थ शब्द चित्र करने में सक्षम हो सकेंगे।</p>	<p><u>रचनात्मक कार्य -</u></p> <p><u>अनुभव विस्तार</u></p> <p>-देश भक्ति कविता का लेखन और गान।</p> <p>जीवन में आगे बढ़ने के लिए उचित कार्य करने की सूची तैयार करना।</p>  <p><u>कला एकीकृत गतिविधिचित्र कला ---</u></p> <p>पहेली सुलझाओ चित्र सहित रंगीन कार्ड तैयार करना।</p>	<p>विषय और उपविषय पर आधारित कार्यपत्र</p> <p>- गूगल फॉर्म के माध्यम से बहुविकल्पी प्रश्न-उत्तर।</p> <p>पाठ पर आधारित कार्यपत्र।</p>

<p>अनुच्छेद लेखन</p> <p>अपठित गद्यांश</p>  <p>अभ्यास कार्य</p> <p>मात्राओं का दोहराव कार्य। शब्द और वाक्यों सहित।</p> <p>अनुच्छेद लेखन</p> <p>चित्र देखकर वाक्य लेखन।</p> 	<p>भारत विषय के आधार पर अनुच्छेद लेखन कर सकेंगे।</p> <p>अपठित गद्यांश का अर्थग्रहण कर सही उत्तर चयन और लेखन में सक्षम होंगे</p> <p>मात्राओं का दोहराव कार्य और वाक्य रचना।</p> <p>कम से कम पाँच शब्दों में मात्रा ज्ञान</p> <p>शब्दों का लेखन कर सकेंगे।</p> <p>मेरे सपनों का प्यारा स्कूल इस विषय पर चित्र सहित वाक्य लेखन।</p> <p>विषय से जुड़े वाक्य और अनुच्छेद लेखन करने में सक्षम हो सकेंगे।</p>	 <p>अंगूठे की छाप से चीज़ें तैयार करना और पहेली सुलझाओ पुस्तक या इंटरनेट से अरविंद गुप्ता द्वारा जानकारी एकत्रित करके बनाना जैसे जानवर पक्षी फूल आदि।</p> <p><u>रचनात्मक कार्य -</u></p> <p>-मात्राओं का रंगीन संकेत कार्ड तैयार करना ----</p>  <p><u>अनुभव विस्तार</u></p> <p>कक्षा तीसरी में ऑनलाइन कक्षा का अनुभव लेखन करना और चर्चा।</p> 	<p>व्याकरण विषय पर आधारित कार्य पत्र में सही उत्तर का चयन।</p> <p>गूगल फॉर्म के माध्यम से बहुविकल्पी अभ्यास कार्य लेखन और चुनाव ।</p> <p>व्याकरण विषय पर आधारित कार्य पत्र में सही उत्तर का चयन।</p> <p>अपठित गद्यांश प्रश्नों के सही उत्तर चयन और लेखन।</p> <p>अनुच्छेद लेखन द्वारा उचित जानकारी दे सकेंगे ।</p>
---	--	---	---



**MATH**

**Topic**

Revision of Multiplication

Each child will be able to:

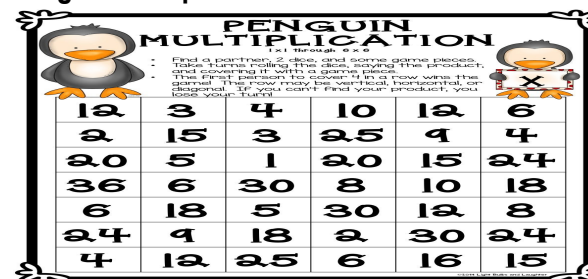
1. Multiply 2-3 digit number
2. Apply multiplication to solve real life situations
3. Multiply 2-3 digit number

**Art integration:**

Students will be asked to divide a rectangle into equal squares. It will be further integrated with Phulkari work where a rectangular piece of cloth is further divided into squares and turned into dupatta. Find out the state where this art form comes from and the tribe associated with it.



**Penguin multiplication**



**Array capture:** Students will show multiplication array on graph

**Google form worksheets**

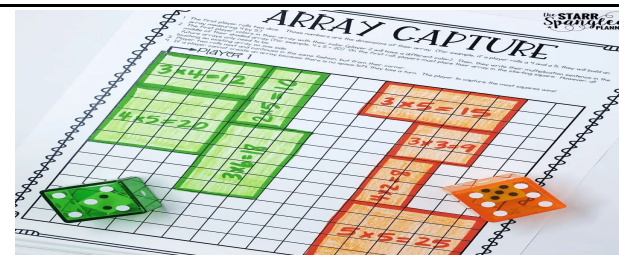
**Worksheet on each topic mentioned herewith**

**MCQ**

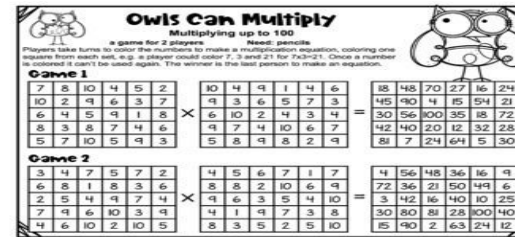
**Google doc worksheet**

Revision of Division


4. Apply multiplication to solve real life situations



**Owls can multiply:** Students will make multiplication sentences by choosing one number from each grid.



**Crazy birds:** Students will find division sentences in the number word search.



**Let's divide:** Students will mentally calculate the answer.

Divide 1	Divide 2	Divide 3
10÷1=	10÷2=	27÷3=
5÷1=	18÷2=	5÷3=
1÷1=	20÷2=	30÷3=
12÷1=	12÷2=	12÷3=
7÷7=	14÷2=	21÷3=
2÷1=	2÷2=	36÷3=
4÷1=	4÷2=	18÷3=
8÷1=	8÷2=	33÷3=
11÷1=	22÷2=	24÷3=
3÷1=	16÷2=	3÷3=
6÷1=	6÷2=	6÷3=
9÷1=	24÷2=	9÷3=

Find the number

7. Apply division to solve real life situations




## Revision of Addition

8. Add upto 4-digit numbers
9. Apply the skill of addition to solve real-life situations

## Revision of Subtraction

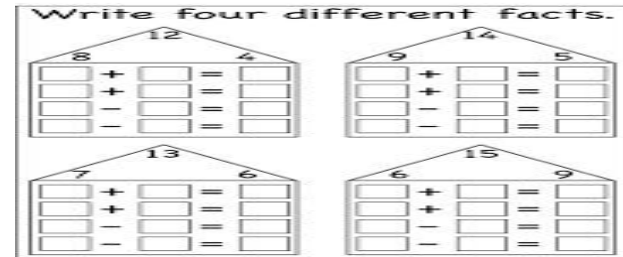
10. Subtract upto 4-digit numbers
11. Apply the skill of subtraction to solve real-life situations
12. Solve combined addition and subtraction problems



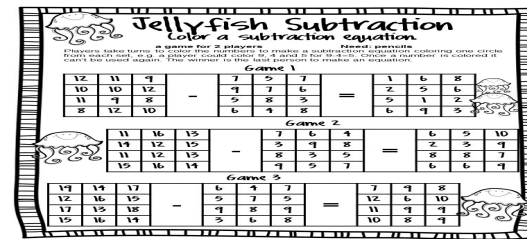
**Magic square:** Students will write numbers from 1 to 9. They cannot repeat any number. Total of each row and column needs to be 15.

2	7	6	→ 15
9	5	1	→ 15
4	3	8	→ 15
↓	↓	↓	
15	15	15	15

**Addition and Subtraction fact family:** Students will make addition and subtraction facts.





**Jellyfish Subtraction:** Students will make subtraction sentences. They will choose one number from each grid.



Worksheet



EVS	<p><b>Air</b></p> <p>What is air?</p> <p>Uses of air</p> <p>What makes the air dirty?</p> <p>Measures to clean the air</p>	<p><b>Each child will be able to</b></p> <ul style="list-style-type: none"> <li>Understand that air is a mixture of gases</li> <li>List the different uses of air</li> <li>Identify what makes the air dirty</li> </ul>	<p><b>Activity :</b></p> <p>1.To prove air helps in burning.  <b>Method:</b>            Let an adult burn a candle.Cover the candle with a glass.</p> <p><b>Observation:</b>            You will find that after a few minutes that the candle will stop burning.</p>  <p>2. <b>Demonstration –</b>            Air occupies space</p>  <p>3. <b>Experiential activity</b>            Keep a glue pad/sheet with Vaseline and one covered in a plastic at home and out on your terrace / garden to observe the pollution levels.</p> <p><b>Activity :</b>            Make a jingle about ways to keep the air clean</p> <p><b>Value based question:</b></p>	<p>Quiz</p> <p>Worksheet</p> <p>M.C.Q</p> <p>Worksheet</p>
-----	--	---	---	--

Where we live  
Types of houses-

Temporary and  
Permanent

Art Integration

Protection

- Write various ways to keep the air clean
- Compare and contrast the features of plants and animals

Each child will be able to

Identify different types of houses

Understand the characteristics of a good house

Think about the traffic cops who are in the midst of traffic all the time. How can you help?


### Group Project -

1) Make a kutcha / pucca house model using waste products .



### Art Integration

Mandana Art form is made on walls and floors of houses . It's passed down from mother's to daughters. Mandana is not just about beautification , attracting good omen is its principal aim .



Activity :

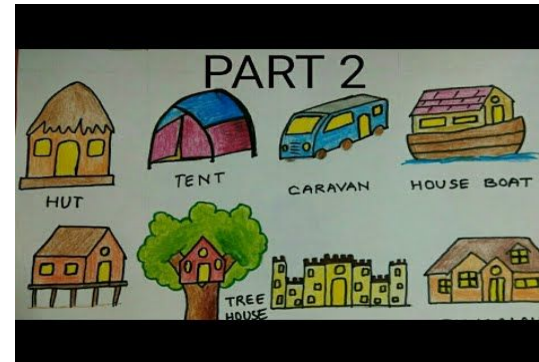
Google form

Worksheet

## Cleanliness

List ways to clean a house

Collect pictures of various types of houses and paste them in your scrapbook . Write names of at least two places where these houses are found .



Experiential Learning Activity

**Room cleaning Activity**

**Chores no more, home activity**

