







**TAGORE INTERNATIONAL SCHOOL**  
**VASANT VIHAR, NEW DELHI**  
**PARENT SYLLABUS - CLASS IV**  
**OCTOBER-MARCH (SESSION 2020–2021)**

Subject	No. of period / Topics	Learning Outcome	Activities	Assessments
<b>OCTOBER</b>				
ENGLISH	<p><b><u>COURSEBOOK</u></b></p> <p><b>Veena's New Idea (2 classes)</b></p> <p><b><u>LITERATURE READER</u></b></p> <p><b>Poem - Racing the Wind (1 class)</b></p> <p><b><u>USAGE</u></b></p> <p><b>Punctuation – commas (1 class)</b></p> <p><b>Subject-Verb Agreement (1 class)</b></p> <p><b><u>VOCABULARY</u></b></p> <p><b>Phrasal verbs (1 class)</b></p> 	<p>Each child will be able to</p> <p><i>read aloud</i> the given text using correct pronunciation</p> <p><i>comprehend</i> the story while reading the same</p> <p><i>respond</i> verbally/in writing to questions based on a story or poem heard or read</p> <p><i>infer</i> meaning from the context and draw conclusions from what they have read.</p> <p><i>use</i> dictionary to find the meanings of difficult words</p> <p><i>construct</i> meaningful sentences with at least 5 difficult words.</p> <p><i>answer</i> some factual and inferential questions.</p>	 <p><b>Reading (verbal linguistic)</b></p> <p><b>Question / Answer (linguistic) based on stories</b></p> <p><b><u>Art Integration Activity</u></b></p> <p><b>Culinary Tricks!</b></p> <ul style="list-style-type: none"> <li>Demonstration/video on making an immunity booster Ginger Lemon Tea by the teacher.</li> <li>Innovate and make your <u>own herbal drink or a product using medicinal plants</u> as an integral part. (The cooking activity to be done strictly under the guidance of parents)</li> <li>Create a <u>jingle</u> of four to eight lines to sell your product.</li> <li>Present your work in the form of an innovative video or a PowerPoint presentation.</li> </ul>	<p>Teacher designed worksheets</p> <p>Google form:</p> <ul style="list-style-type: none"> <li>MCQ</li> <li>Short answers</li> <li>HOTS</li> </ul> <p>Online Quiz</p> <p>Spell check</p> <p>Vocabulary Worksheets</p> <p>Comprehension worksheets</p>  <p>Worksheets based on grammar concepts</p>

	<p><b><u>LISTENING</u></b></p> <p>Listening to a recipe and fill in the blanks to complete the instructions</p> <p><b><u>WRITING</u></b></p> <p>A Personal Recount</p> <p><b>OTHER SKILLS</b> Listening Speaking Reading Writing Interpretation Understanding Application</p>	<p><b><i>recite</i></b> the poem with correct pronunciation, intonation and pauses.</p> <p>present orally and in writing a personal account</p> <p>participate in grammar games and kinesthetic activities for language learning</p>	<p><b><u>Punctuation</u></b></p> <p>Audio story:</p> <p>The day Punctuation Came to Town</p> <p><a href="https://watch.vooks.com/popular-titles-1/videos/the-day-punctuation-came-to-town">https://watch.vooks.com/popular-titles-1/videos/the-day-punctuation-came-to-town</a></p> <p>(A new family has moved to Alphabet City—the Punctuations! It's the first day at a new school for Exclamation Point, Question Mark, Period, and Comma. As the letters in school begin forming words, the Punctuations join in the fun.)</p> <p><b><u>CONVERSATION ACTIVITY</u></b></p> <p><b>‘A Trip to Kitchen Shelves/Kitchen garden!’</b> Bring any two plant products from your kitchen shelves/kitchen garden and describe why they are used and contribute to the discussion on benefits of herbal products.</p>	<p>Creative Writing (Rubrics: ideas, creativity, sentence structure and organization of thoughts)</p> <p>Quizizz - Online quiz</p> <p>Live worksheets</p> <p>Padlet</p>
<p>HINDI अक्तूबर</p>	<p>मधुप पाठमाला</p> <p>जब मैं पढ़ता था</p>  <p>आसमान में जैसे तारे</p>	<p>छात्र सीखेंगे -</p> <p>गांधी जी के जीवन से जुड़ी बातें जान पायेंगे। कठिन शब्दों का शुद्ध उच्चारण कर पायेंगे। मूल्यपरक प्रश्नों के उत्तर दे पायेंगे। कविता का लय बद्ध ढंग से चर्चा कर पायेंगे। पाँच नवीन शब्दों का प्रयोग कर वाक्य रचना कर पाएगा। नवीन शब्दावली में वृद्धि होगी। पाठ पर आधारित मौखिक प्रश्नावली</p>	<p><b>शैक्षिक गुणवत्ता संवर्धन हेतु गतिविधियाँ</b></p> <p><b>रचनात्मक अधिगम</b></p> <p>गांधी जी के बारे में सात से आठ वाक्य रचनाकर सुनायेंगे। अनुच्छेद लेखन एवं पत्र लेखन</p> <p>वाक् कौशल अधिगम</p> <p>कहानी का सस्वर वाचन करेंगे। सम्वाद बोलना</p>	<p>पठन पाठन गतिविधि एवं संभाषण गतिविधियों का आयोजन।</p> <p>विषय और उपविषय पर आधारित कार्यपत्र।</p> <p>गूगल फॉर्म के माध्यम से बहुविकल्पी प्रश्न-उत्तर।</p> <p>पाठ से प्रश्न उत्तर एवं वाक्य निर्माण।</p>



व्याकरण बिंदु  
विलोम शब्द

के उत्तर बता पाएगा ।  
पाठ पर आधारित लिखित प्रश्नावली  
के उत्तर लिख पाएगा  
  
कविता की अधूरी पंक्तियों से नई  
कविता बना पायेंगे ।  
  
शब्दों का प्रयोग करते हुए वाक्य रचना  
कर पायेंगे ।  
  
विलोम शब्दों के माध्यम से शब्दों की  
पूरकता को समझ पायेंगे ।

### कला समेकित अधिगम

छात्र कुरता और गांधी टोपी पहनकर कक्षा में  
आयेंगे।

और छात्राएं कस्तूरबा गांधी की तरह सीधे पल्ले  
की गुजराती स्टाइल में धोती पहन कर आयेंगे  
और गांधी का चुना हुआ भाषण देंगे।

दीपावली के लिए कले, गुँथे हुए आटा या मिट्टी  
से दीया बनाकर उसको सजायेंगे ।

### सिक्किम की नृत्य कला

छाऊ नाच के बारे में आप जानकारी जुटायेंगे और  
सुंदर सा एक कोलार्ज बनाते हुए उसके बारे में  
लिखेंगे ।

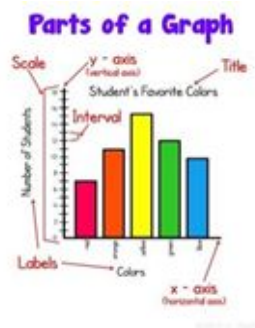


व्याकरण विषय पर  
आधारित कार्य पत्र में सही  
उत्तर का चयन।

अपठित गद्यांश प्रश्नों के  
सही उत्तर चयन और  
लेखन

## MATH

### Handling Data



- Data collection
- Representing data in:
  - Tally Marks Chart/table
  - Bar graph
- Interpreting data represented in a bar graph

Each learner will be able to:

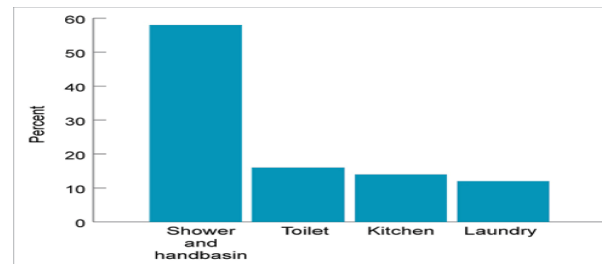
- Collect data
- Arrange data in a tally marks table.
- Represent data in a bar graph.
- Interpret data represented in a bar graph and answer questions based on it.

### Fun and Festivity! (Project)

Collect data on folk dances of Sikkim and represent it in the form of a tally chart, pictograph and bar graph.



### Every Drop Counts! (Interdisciplinary)



Interpret data and answer questions based on it. Also, list 5 ways to save water at home.

Teacher designed worksheets on interpretation of bar graphs

Google form/Doc :







- MCQ
- Short answers
- Fill in the blanks
- True/False
- Analogy
- Match the following
- HOTS


Asset Based Worksheet

Value based worksheets



Framing questions & answering "What if" questions



<p><b>EVS</b></p>	<p><b>Food ( 8 pds)</b></p>  <p>Food we eat Grains, fruits and vegetable, spices and cooking oil</p> <p>Different kinds of food</p> <p><b>Functions of food</b></p> <p>Importance of eating different kinds of food</p> <p>Importance of water</p> <p>Age and food</p> <p>Healthy eating habits</p> 	<p><b>Each child will be able to</b></p> <p>Recognize the different nutrients in the food and their importance and sources.</p> <p>Reason out the importance of water and roughage</p> <p>Differentiate between the various food groups</p> <p>To state the names of different cereals, spices, fruits and vegetables.</p> <p>Justify the comment : Milk is a complete food</p> <p>Reason why food habits of a place depend on the crops grown there.</p> <p>Analyse food labels to understand healthy foods</p> <p>List the names of spices in hindi and different mother tongue</p> 	<p><b><u>Experiential Learning</u></b></p> <p><b>Calories Multiplied “What’s on my plate?”</b> Weekly plan of the balanced meal. (Kinesthetic / spatial / interpersonal)</p>  <p><b>Super Chef</b> : create a video of non fire cooking (kinesthetic, spatial, interpersonal)</p> <p><b>Interdisciplinary</b></p> <p><b>New Foods</b> Have students identify a fruit or vegetable they have never tried. Then, hold a class discussion. Ask them about the taste and nutritional value of the chosen food. For example: Is it a fruit or a vegetable? How can you tell? What's the difference between the two? are fruits and vegetables an important part of a healthy</p>  <p>(spatial, kinesthetic, interpersonal)</p> <p><b>Analyzing Food Labels</b></p> <p>Food labels are loaded with information. Have each student bring in the labels from one or two of their favorite foods.. Then, have students answer questions individually about the labels to give them a better understanding of the information provided. ( spatial, analyse ,kinesthetic, interpersonal)</p>  <p><b>Art Integration</b></p> <p><b>Place Mats</b> Colourful pictures of healthy food can stimulate even the pickiest appetite. Have each student cut out pictures of their 10 favorite healthy foods from</p>	<p>Crossword puzzles Talk show</p> <p>Debate</p> <p>Value based questions</p> <p>Teacher designed worksheets</p> <p>Google forms with MCQ Short answers Match the following</p> <p>online quiz</p> <p>HOTS questions</p> <p>Discussion forums</p> <p>Open ended questions</p> <p>Asset worksheet</p> <p>Observation sheets based on experiential learning</p> <p>liveworksheets</p> <p>quizziz</p> <p>kahoot</p>
-------------------	--	--	---	--

			<p>magazines or newspapers or draw them Start a discussion: Why did they choose those specific foods? Are they really healthy? How do you know? What food groups do they belong to? ( spatial, kinesthetic, verbal linguistic )</p> <p><b>Culinary Art</b></p> <p><b>Know your food :</b> Teacher will share a recipe of a famous dish .Children will read the recipe carefully and categorize the various ingredients into five major nutrients .Children can brainstorm and justify why this food is a healthy snack.</p> 	
--	--	--	---	--

## NOVEMBER

ENGLISH	<p><b><u>COURSEBOOK</u></b></p> <p><b>At Least a Fish (2 classes)</b></p> <p><b>Poem – Fireworks (1 class)</b></p>  <p><b><u>LITERATURE READER</u></b></p>	<p><b>Each child will be able to</b></p> <p><i><b>read aloud</b></i> the given text using correct pronunciation.</p> <p><i><b>comprehend</b></i> the story while reading the same.</p> <p><i><b>respond</b></i> verbally/in writing to questions based on a story or poem heard or read.</p> <p><i><b>infer</b></i> meaning from the context and draw conclusions from what they have read.</p> <p><i><b>use a dictionary</b></i> to find the meanings of difficult words.</p>	<p><b><u>Interdisciplinary Project on Dances of Sikkim</u></b></p> <p><b>Sikkim Rhythms! (Talk Show)</b></p> <p>It is always entertaining and informative when students try to explore the dances of various cultures. Adding to the fun would be the talk show on it.</p> 	<p>Teacher designed worksheets</p> <p>Google form / Google Doc</p> <ul style="list-style-type: none"> <li>● MCQ</li> <li>● Short answers</li> <li>● Fill in the blanks</li> <li>● True/False</li> <li>● Analogy</li> <li>● Short answers</li> <li>● HOTS</li> </ul> <p>Online Quiz</p>
---------	---	--	--	--

**The Shah Weaves a Rug  
(1 class)**



**Poem - Blueprints  
(1 class)**

**USAGE**

**Future time reference  
(1 class)**

**VOCABULARY**

**Words to convey  
feelings (1 class)**

**SPEAKING**

**Talking about your  
future**

**OTHER SKILLS**

**Listening Speaking  
Reading Writing  
Interpretation  
Understanding  
Application**

***construct*** meaningful sentences with at least 5 difficult words.

***answer*** some factual and inferential questions

***recite*** the poem with correct pronunciation, intonation and pauses.

***enjoy the poem*** and its vivid description

***apply*** grammar concepts in writing

***use*** vocabulary words in everyday communication

***work in teams*** and present a talk show on 'Dances of Sikkim'.

A Group Talk Show (same group as in EVS) on the topic of Sikkim dances has to be conducted through which the children will develop their oratory, thinking and linguistic skills.

**Experiential Learning**

**Playing Host:**

Preserve your family memories by recording an [interview with a grandparent or another older relative.](#)

Choose a relative who would be fun to interview. Select photos to be used to prompt a conversation and write down questions of most interest. Record the interview and share with the teacher.

**Art Integration Activity**

**Design a carpet:** Use geometrical shapes and patterns to design a colourful carpet.

Spell check

Vocabulary Worksheets

Comprehension  
worksheets





Conversations




Worksheets based on  
grammar concepts

Quizizz - Online quiz









Live worksheets

Padlet

<p><b>HINDI</b> <b>नवम्बर</b></p>	<p><b>मधुप पाठमाला</b></p> <p><b><u>यात्रा जो पूरी न हो सकी</u></b></p>  <p><b><u>व्याकरण बिंदु</u></b></p> <p><b><u>पर्यायवाची शब्द</u></b></p> <p><b><u>कविता रचना के दौरान पर्यायवाची का प्रयोग कैसे होता है जानना</u></b></p>	<p><b>*शुद्ध उच्चारण करना  </b></p> <p><b>*कठिन शब्दों का अर्थ जानकर उनको वाक्यों में प्रयोग करना</b></p> <p><b>*पाठ्यपुस्तक से इतर साहित्यिक सामग्री के पठन हेतु उत्साहित होना  </b></p> <p><b>पाँच नवीन शब्दों का प्रयोग कर वाक्य रचना कर पाएगा  </b></p> <p><b>नवीन शब्दावली में वृद्धि होगी  </b></p> <p><b>पाठ पर आधारित मौखिक प्रश्नावली के उत्तर बता पाएगा  </b></p> <p><b>पाठ पर आधारित लिखित प्रश्नावली के उत्तर लिख पाएगा</b></p> <p><b>*दिए गए प्रश्नों के उत्तर लिख पाना  </b></p> <p><b>*अपनी बात कहने के लिए सही और उचित भाषा का प्रयोग करना </b></p> <p><b>शब्दों में अर्थ की एकता के साथ रूप की भिन्नता को समझना</b></p>	<p><b><u>रचनात्मक अधिगम</u></b></p> <p><b>एक दिन की पहाड़ी यात्रा.... पर अनुच्छेद  </b> <b>पाठांश लेखन एवं अपठित लेखन</b></p> <p><b>वाक् कौशल अधिगम</b></p> <p><b>कहानी का सस्वर वाचन करेंगे  </b></p> <p><b><u>कला समेकित अधिगम</u></b></p> <p><b><u>कठपुतलियों के द्वारा सूती और ऊनी कपड़ों के मनोभावों को सम्वाद के द्वारा प्रदर्शित करना  </u></b></p> 	<p><b>पठन पाठन गतिविधि एवं संभाषण गतिविधियों का आयोजन।</b></p> <p><b>विषय और उपविषय पर आधारित कार्यपत्र।</b></p> <p><b>गूगल फ़ॉर्म के माध्यम से बहुविकल्पी प्रश्न-उत्तर।</b></p> <p><b>पाठ से प्रश्न उत्तर एवं वाक्य निर्माण  </b></p> <p><b>व्याकरण विषय पर आधारित कार्य पत्र में सही उत्तर का चयन।</b></p> <p><b>अपठित गद्यांश प्रश्नों के सही उत्तर चयन और लेखन</b></p>
---------------------------------------	--	--	---	--

<b>MATH</b>	<p><b>Multiplication</b></p>  <ul style="list-style-type: none"> <li>• Identification and usage of correct vocabulary words</li> <li>• Multiplication of 4/5-digit number by 2/3 digit number</li> <li>• Formulating rules/properties of multiplication</li> <li>• Multiplication by 10, 100, 1000</li> <li>• Statement questions based on real-life situations</li> <li>• Formulating questions</li> </ul>	<p>Each learner will be able to:</p> <ul style="list-style-type: none"> <li>• Define terms related to multiplication</li> <li>• Multiply of 4/5-digit number by 2/3 digit number</li> <li>• Formulate, interpret, &amp; relate the properties and carry out the operation.</li> <li>• Multiply by 10, 100, 1000</li> <li>• Comprehend the operation and the key terms used and solve questions.</li> <li>• Frame and solving statement questions</li> </ul>	<p><b>PRODUCT PEAKS!</b> (Subject integration)</p>  <p>Multiply the numbers at the bottom of each upside-down V. Put the answer on the V's peak. Keep climbing. (Each peak represents the height of a mountain peak)</p>  <p><b>Art Attack!</b></p> <p>List three art forms in which the concept of multiplication is used. Use any one art form to make a bookmark.</p> <p><b>Quizizz: Quiz</b></p> <p><a href="https://quizizz.com/admin/quiz/5f56b65a5c6c50001b325464/multiply-divide-by">https://quizizz.com/admin/quiz/5f56b65a5c6c50001b325464/multiply-divide-by</a></p>	<p>Teacher designed worksheets on multiplication:</p> <p><b>Google form/Doc:</b></p> <ul style="list-style-type: none"> <li>• MCQ</li> <li>• Short answers</li> <li>• Fill in the blanks</li> <li>• True/False</li> <li>• Analogy</li> <li>• Match the following</li> <li>• HOTS</li> </ul> <p>Asset Based Worksheet</p> <p>Value based worksheets</p> <p>Framing questions &amp; answering "What if" questions</p>
-------------	---	---	---	---



<p><b>EVS</b></p>	<p><b>Food ( 6 pds)</b></p> <p>Nutrients</p> <p>Function and sources of each nutrient</p>  <p>Balanced diet</p> <p>Components of a balanced diet</p> <p>Overview of various food groups</p>  <p>Food Pyramid</p> <p>Raw and cooked foods</p> <p>Cooking methods with examples</p> 	<p>Each child will be able to:</p> <ul style="list-style-type: none"> <li>Define nutrients</li> <li>Design a balanced meal of different states</li> <li>Create a weekly chart of their diet</li> <li>To classify different food items into food groups</li> <li>Appreciate the cultural diversity of food</li> <li>Appreciate and understand the food needs of people</li> <li>Inculcate values of avoid wasting food, share food ,respect food customs of other people</li> </ul> 	<p><b>Case study : Am I eating right ?</b> Weekly Diet chart of each child which will then be analyzed by their peers (project ).</p> <p><b>MILE SUR MERA TUMHARA</b> A balanced diet activity on food and states of India. Design a menu card for at least 2 states</p>  <p><b>Talk show : Interview elders</b> to analyze how food habits have changed over time (Subject Integration)</p> <p><b>Microwave Me</b> : Know your foods and Identify the correct mode of cooking</p> <p><b>Food Cupboard</b> by pasting/ drawing pictures for a perfect kitchen.</p> <p><b>Interdisciplinary project (Sikkim): Masquerade Ball of Sikkim</b></p> <p>After learning about diversity of India through Dances lets go a step further and gather information about the history and relevance of various folk dances of Sikkim. They will be able to visualize and present the dance form of Sikkim aesthetically using self made masks</p> 	 <p>Crossword puzzles Talk show</p> <p>Debate</p> <p>Value based questions</p> <p>Teacher designed worksheets</p> <p>Exit worksheets</p> <p>live worksheets</p> <p>Google forms/ docs with</p> <ul style="list-style-type: none"> <li>Short answers</li> <li>Fill in the blanks</li> <li>True/False</li> <li>Analogy</li> <li>Match the following</li> <li>HOTS</li> </ul>  <p>online quiz</p> <p>HOTS questions</p>
-------------------	---	--	---	---




**The making of clothes  
( activity based ) ( 2 pds)**



**Each child will be able to:**

- Relate dresses with seasons, professions and religions.
- Identify different kinds of clothes and fibres and designing techniques with spl focus on traditional Indian textiles of Rajasthan (observation skills)



**Art integration activity:**

**An idea can change your life** Make a cloth bag with the help of an elder. Take it with you when you buy your groceries. Collect information about batik , tie and dye and various other textile techniques of Rajasthan.

**Weave times** a mat for your pencil stand (To weave a paper fabric)

Discussion forums

Open ended questions

Asset worksheet

Observation sheets based on experiential learning

kahoot

quizziz

padlet


Framing questions & answering "What if" questions

**DECEMBER**

**ENGLISH**

**COURSEBOOK**

**The Case of the Candy Bandit (2 classes)**



**Each child will be able to**

**read aloud** the given text using correct pronunciation

**comprehend** the story while reading the same

**respond** verbally/in writing to questions based on a story or poem heard or read

**'Talk about Caves' Activity**

Think what a cave means to a caveman, a lion, a bat and a boy living in a city.

Use a graphic organizer to present your findings.

**Art Integration Activity**

**Logo Fun!**

'Be Prepared' is the Scout motto for 'The Four Feathers'


Teacher designed worksheets

Google form / Google Doc






- MCQ
- Short answers
- Fill in the blanks
- True/False
- Analogy
- Short answers
- HOTS

## Application










<p>HINDI दिसम्बर</p>	<p><u>मधुप पाठमाला</u> <u>जन्मदिन के बहाने</u></p>  <p><u>मुहावरे (व्याकरण)</u></p> 	<p>*शुद्ध उच्चारण करना ।</p> <p>*कठिन शब्दों का अर्थ जानकर उनको वाक्यों में प्रयोग करना ।</p> <p>पाँच नवीन शब्दों का प्रयोग कर वाक्य रचना कर पाएगा ।</p> <p>नवीन शब्दावली में वृद्धि होगी ।</p> <p>पाठ पर आधारित मौखिक प्रश्नावली के उत्तर बता पाएगा ।</p> <p>पाठ पर आधारित लिखित प्रश्नावली के उत्तर लिख पाएगा</p> <p>*पाठ्यपुस्तक से इतर साहित्यिक उपहार किस प्रकार के देने चाहिए जैसे हल्ले-फुल्ले विषय पर चर्चा करना सीखेंगे ।</p> <p><u>मुहावरों और लोकोक्तियों में अंतर समझना</u></p> <p><u>मुहावरों से लेखन में प्रयोग करना सीखना ।</u></p>	<p><u>रचनात्मक अधिगम</u></p> <p>मित्र के लिए पत्र लिखेंगे । पाठांश लेखन एवं अपठित लेखन वाक् कौशल अधिगम कहानी का सस्वर वाचन करेंगे ।</p> <p><u>कला समेकित अधिगम</u></p> <p><u>अपने मित्र के लिए जन्मदिन कार्ड बनाइए और एक पत्र लिखकर उनको जन्मदिन की बधाई दीजिये।</u></p> 	<p>पठन पाठन गतिविधि एवं संभाषण गतिविधियों का आयोजन।</p> <p>विषय और उपविषय पर आधारित कार्यपत्र।</p> <p>गूगल फ़ॉर्म के माध्यम से बहुविकल्पी प्रश्न-उत्तर।</p> <p>पाठ से प्रश्न उत्तर एवं वाक्य निर्माण ।</p> <p>व्याकरण विषय पर आधारित कार्य पत्र में सही उत्तर का चयन।</p> <p>अपठित गद्यांश प्रश्नों के सही उत्तर चयन और लेखन</p>
--------------------------	--	--	---	--


<b>MATH</b>	<p style="text-align: center;"><b>Division</b></p> <div data-bbox="280 79 571 295" data-label="Image"> </div> <ul style="list-style-type: none"> <li>• Identification and usage of correct vocabulary words</li> <li>• Division of 4/5-digit number by 1/2 digit number</li> <li>• Formulating rules/properties of division</li> <li>• Division by 10, 100, 1000</li> <li>• Statement questions based on real-life situations</li> <li>• Formulating questions</li> </ul>	<p>Each learner will be able to:</p> <ul style="list-style-type: none"> <li>• Define terms related to division</li> <li>• Division of 4/5-digit number by 1/2 digit number</li> <li>• Formulate, interpret, &amp; relate the properties and carry out the operation.</li> <li>• Division by 10, 100, 1000</li> <li>• Comprehend the operation and the key terms used and solve questions.</li> <li>• Frame and solving statement questions</li> </ul>	<p style="text-align: center;"><b>Art Integration</b></p> <p style="text-align: center;"><b>Lippan Art!</b></p> <p>Divide A4 sheet into 20 equal parts using clay/wool/thin paper roll. Decorate each part &amp; create your own piece of art using waste materials like beads, mirrors, straw, bottle caps</p> <div data-bbox="1400 127 1706 454" data-label="Image"> </div> <p style="text-align: center;"><b>Division Bingo!</b></p> <div data-bbox="1120 638 1706 965" data-label="Image"> </div> <p>Teacher calls out a list of division sums, students choose any 5 and create their own long division bingo. Students solve and find the quotient and cut it when the teacher calls out the numbers.</p>	<p>Teacher designed worksheets on division</p> <p><b>Google form :</b></p> <ul style="list-style-type: none"> <li>• MCQ</li> <li>• Short answers</li> <li>• Fill in the blanks</li> <li>• True/False</li> <li>• Analogy</li> <li>• Match the following</li> <li>• HOTS</li> </ul> <p>Asset Based Worksheet</p> <p>Value based worksheets</p> <p>Framing questions &amp; answering "What if" questions</p>
-------------	---	---	---	---

<p><b>EVS</b></p>	<p><b><u>Looking After Our Resources</u></b></p>  <p>Alternative sources of energy.</p> <p>(Solar/Wind energy)</p> <p>(K/U/App/Research)</p> <p>Conservation of Natural Resources</p> <p>Recycling of resources</p> <p>How air, water soil get polluted</p>  <p>Ways to keep the soil, air, water clean</p>	<p>Recognize the elements that make our environment.</p> <p>Comprehend the importance of our environment</p> <p>Identify the reasons due to which our environment is in danger</p> <p>Connect air pollution, driving,</p> <p>Define pollution</p> <p>And learn about different types of pollution</p> <p>Explore ways of keeping the air, water and soil clean</p> <p>Research how breathing in this air can affect people's bodies and health.</p> <p>Analyze how colors and numbers can represent different classifications of something, such as levels of air quality.</p> <p>ODD – EVEN formula discussion</p> <p>Categorize the different eco-friendly practices into Reduce Reuse Recycle</p> <p>Made aware of the pollution happening around them</p> <p>Understand the importance of reducing the pollution to protect the world</p> <p>Study and predict the pollution level in Delhi post Diwali and understand the</p>	<p>Create a song on 3R, 4R or 5R</p>   <p><b>Team up on the Weather</b></p> <p><b>What colour is my air today?</b></p> <p>Use strips of paper to check pollution level in their city</p> <p><b>Breathe smart</b></p> <p>An activity to check the AQI index</p> <p><b>Investigating Air Pollution: Data Collection Case</b></p>  <p><b>Study</b></p> <p><b>KABARIWALLAH :My friend</b></p> <p>Talk to your kabariwallah over the phone and find out how he collects recyclable items and what he does with them. Trace the journey and depict it through pictures.</p>	<p>Crossword puzzles</p> <p>Talk show</p> <p>Debate</p> <p>Value based questions</p> <p>Teacher designed worksheets</p> <p>Google forms with MCQ</p> <p>Short answers</p> <p>Match the following</p> <p>online quiz</p> <p>HOTS questions</p> <p>Discussion forums</p> <p>Open ended questions</p> <p>Asset worksheet</p> <p>Observation sheets based on experiential learning</p> <p>Quiziz</p> <p>Kahoot</p> <p>Padlet</p>
-------------------	---	--	---	--




	<p>(Application/ Reasoning)</p>  <p>Eco-friendly Practices</p> <p>(K/U/R/ Application)</p> 	<p>varied reasons</p> 	 <p><b>Jamboard Activity on Conservation on Resources</b></p>   <p><b>Keep it useful</b></p> <p>Take any one discarded item found in your house and make something creative out of it and then use it .</p> <p><b>Go Green</b></p> <p>Tour of the school to understand why our school comes under the category of green school: solar panels, rainwater harvesting, plastic free zone.</p>	
--	---	--	--	--

## JANUARY

<p><b>ENGLISH</b></p>	<p><b><u>COURSEBOOK</u></b> <b>Dr Dolittle Learns a New Language (2 classes)</b></p>	<p>Each child will be able to</p> <p><i><b>read aloud</b></i> the given text using correct pronunciation</p> <p><i><b>comprehend</b></i> the story while reading the same</p>	<p><b><u>Art Integration Activity (Collage making)</u></b></p> <p><b>Hey Riddle Diddle!</b> Learners will create five riddles to guess idioms related to animals and present their work in the form of a collage made by using cut outs of animals.</p> 	<p>Teacher designed worksheets</p> <p>Google form / Google Doc</p> <ul style="list-style-type: none"> <li>● MCQ</li> <li>● Short answers</li> <li>● Fill in the blanks</li> <li>● True/False</li> </ul>
-----------------------	--	---	---	---





## LITERATURE READER

### Poem

The Boy Who Could Not Finish a— (1 class)

### USAGE

Adverbs - Degrees of Comparisons

Degrees of Comparison		
	adjectives	adverbs
positive degree	• angry • calm • wonderful	• angrily • calmly • wonderfully
Comparison degree	• angrier • calmer • more wonderful	• more angrily • more calmly • more wonderfully
superlative degree	• angriest • calmest • most wonderful	• most angrily • most calmly • most wonderfully

### VOCABULARY

Animal sounds (1 class)

Idioms based on animals (1 class)

### SPEAKING

'Everyone is unique in their own way'

### LISTENING

Audio Story

### OTHER SKILLS

Reading Interpretation

Understanding

Application

**respond** verbally/in writing to questions based on a story or poem heard or read

**infer** meaning from the context and draw conclusions from what they have read.

**use** dictionary to find the meanings of difficult words

**construct** meaningful sentences.

**answer** some factual and inferential questions.

**recite** the poem with correct pronunciation, intonation and pauses.

**enjoy the poem** and its vivid description

participate in grammar games for language learning

create riddles to guess the idioms

use adverbs to describe their actions

### Play, learn, and enjoy!

An innovative English game wherein the learners need to compare the adverb degrees and choose the correct option for the question asked. By playing this game, kids will learn to focus more and it will also improve their hand-eye coordination.

[Degrees of Adverbs | Adverb Games](#)

### Conversation Activity

#### ESL SPEAKING ACTIVITY conversation cards animals



- Analogy
- Short answers
- HOTS
- Open ended questions

Online Quiz

Spell check

Vocabulary Worksheets

Comprehension worksheets






Conversations

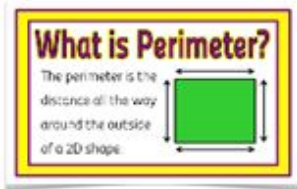
Worksheets based on grammar concepts

Quizizz - Online quiz

Live worksheets

Padlet

<b>HINDI</b> <b>जनवरी</b>	<p><b>मधुप पाठमाला</b></p> <p><b>खिड़की मेरे कमरे की</b></p>  <p><b><u>अनेक शब्दों के लिए एक शब्द</u></b></p> <p><b><u>अनेक के लिए एक शब्द रचना भाषायी समझ के नमूना है।</u></b></p>	<p>प्रत्येक छात्र</p> <p>पाँच नवीन शब्दों का प्रयोग कर वाक्य रचना कर पाएगा।</p> <p>नवीन शब्दावली में वृद्धि होगी।</p> <p>पाठ पर आधारित मौखिक प्रश्नावली के उत्तर बता पाएगा।</p> <p>पाठ पर आधारित लिखित प्रश्नावली के उत्तर लिख पाएगा।</p> <p>अनेक शब्दों के लिए एक शब्द रचते हुए उसे वाक्यों में प्रयोग कर पाएगा।</p> <p>गद्यान्श का अर्थग्रहण कर सही उत्तर चयन और लेखन में सक्षम होंगे।</p>	<p><b><u>गतिविधियाँ</u></b></p> <p><b><u>अनुभवात्मक अधिगम :</u></b></p> <p>विद्यालय और घर की खिड़की में क्या अंतर होता है अपने अनुभव पर अंतर स्पष्ट करते हुए पाँच-पाँच वाक्य लिखिए।</p> <p><b><u>रचनात्मक अधिगम -</u></b></p> <p>अनुच्छेद लेखन (खिड़की का महत्व)</p> <p><b><u>अनुसंधान कार्य :</u></b></p> <p>मेरी खिड़की क्या कहती है ? संवाद</p> <p><b>कला प्रकरण बोध (मांडला कला)</b></p> <p>मांडला कला के माध्यम से एक मेजपोश तैयार कीजिये। इसके लिए सफेद कपड़े या कागज का प्रयोग किया जा सकता है।</p> 	<p>पठन पाठन गतिविधि एवं संभाषण गतिविधियों का आयोजन।</p> <p>विषय और उपविषय पर आधारित कार्यपत्र।</p> <p>गूगल फ़ॉर्म के माध्यम से बहुविकल्पी प्रश्न-उत्तर।</p> <p>पाठ से प्रश्न उत्तर एवं वाक्य निर्माण।</p> <p>व्याकरण विषय पर आधारित कार्य पत्र में सही उत्तर का चयन।</p> <p>अपठित गद्यांश प्रश्नों के सही उत्तर चयन और लेखन।</p>
<b>MATH</b>	<b>Perimeter</b>	<p>Each learner will be able to:</p>	<p><b>Happy Arts!</b></p> <p>Make a card using Madhubani art. Also, find the perimeter of the card and the various shapes</p> 	<p>Teacher designed worksheets on the perimeter.</p> <p><b>Google form/doc:</b></p> <ul style="list-style-type: none"> <li>● Fill in the blanks</li> </ul>




- What is perimeter?
- The perimeter of geometric shapes
- Perimeter of circular shapes using thread.
- Perimeter of square using formula
- Perimeter of rectangle using formula

- Define perimeter
- Find perimeter of the shape using its sides
- Find the perimeter of the circular shapes using thread.
- Use formula to find the perimeter of a square.

Use formula to find the perimeter of a rectangle.

in the painting using scale/thread.



### Pick Me Up !!

Explore perimeter by making polygons of various lengths using toothpicks/straw



### Island Conquer!

A game where the first to find the correct perimeter conquers the island

- True/False
- Analogy
- Match the following
- HOTS

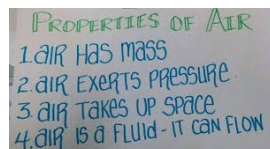
Asset Based Worksheet

Value based worksheets

Framing questions & answering "What if" questions

## EVS

Air  
Properties of air  
Composition of air  
Uses of air  
Demonstrations of properties of air



Name the different layers of the atmosphere.

Represent the composition of air in the form of a pie chart.

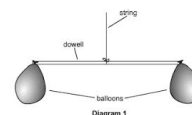
State the percentage of main gases in air

Compare the composition of breathed and unbreathed air.

Describe the uses and properties of air.

## EXPERIENTIAL LEARNING ACTIVITIES /DEMONSTRATIONS

Air exerts pressure




Air has weight



Teacher designed worksheets on division

### Google form :

- MCQ
- Short answers
- Fill in the blanks
- True/False
- Analogy
- Match the following
- HOTS



Demonstrate that air takes up space, and puts pressure, or pushes, on everything around it.

Demonstrate experiments to show

Air has weight

Air exerts pressure

Air occupies space

Air has mass

Air is needed for burning

**SAFETY FIRST**



Air exerts pressure



Air occupies space

Air has mass

Air is needed for burning

**Value Based**

The atmosphere acts like a blanket over the earth and protect us from the harmful rays of the sun.

a) What is the importance of the different layers of the atmosphere?

b) Do you act like an atmosphere for your friends/ brother/sister? How?

**Candle drinking water**

To observe that air occupies space. To observe that oxygen is present in the air.



Floating cardboard

Magic Water Glass Trick

Fountain Bottle

Asset Based Worksheet

Value based worksheets

Framing questions & answering "What if" questions

Observation sheets based on experiential learning / Demonstrations

## **First Aid and Home**

### **Remedies**

Cuts and wounds

Nosebleeds

Animal Bites

Snakebites

Burns

Fractures and sprains

Choking

First Aid box

State at least 4 safety rules that must be followed at home, school and road

Apply safety rules in real life.

learn about accidents, safety aid and precautionary measures

describe how accidents happen at home

apply this knowledge to avoid accidents.

list reasons for accidents

define 'first aid'

identify different types of injuries

outline the appropriate first aid measures for several different types of injuries

role-play first aid scenarios

identify the objects in a first aid kit.

learn basic treatment for common wounds and medical conditions, including cuts and scratches, breaks and sprains, and poisoning.


Create board games on safety

Kissing Balloons

**Air composition** Pie charts:Recipe for all

**Art integration activity: Board -O - Safe**

**Create board game on safety**






Make a kit :The priority list

**A kid is but a kid! Raise an alarm**

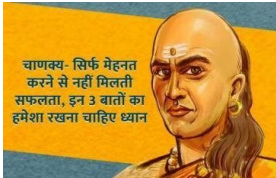
**All that breaks 'Might' happen and not 'will' happen**  
**(EVS meets public speaking)**






# FEBRUARY-MARCH

<p><b>ENGLISH</b></p>	<p><b><u>COURSEBOOK</u></b>  <b>The Governess</b>  <b>(2 classes)</b></p>  <p><b><u>LITERATURE READER</u></b>  <b>Gemma (2 classes)</b></p>  <p><b>The Town Mouse and His Country Cousin</b>  <b>(2 classes)</b></p> <p><b><u>USAGE</u></b>  <b>Conjunctions (1 class)</b>  <b>Rearranging words into sentences (1 class)</b></p> <p><b>Revision-Editing based on usage</b></p> <p><b><u>VOCABULARY</u></b>  <b>Words related to tropical forests(1 class)</b></p>	<p><b>Each child will be able to</b></p> <p><b><i>read aloud</i></b> the given text using correct pronunciation and summarize</p> <p><b><i>understand</i></b> the difference between a drama and a play</p> <p><b><i>respond</i></b> verbally/in writing to questions based on a story or poem heard or read</p> <p><b><i>spell</i></b> at least ten new words</p> <p><b><i>use</i></b> the dictionary correctly</p> <p><b><i>contribute</i></b> to the class discussion</p> <p><b><i>construct</i></b> sentences with new terminology</p> <p><b><i>frame</i></b> questions from the story</p> <p><b><i>infer</i></b> meaning from the context and draw conclusions from what they have read.</p> <p><b><i>construct</i></b> sentences with new terminology and participate in JAM</p> <p><b><i>frame</i></b> questions from the story</p> <p><b><i>create</i></b> a card and express his/her experience of the year in the form of a poem</p> <p><b><i>participate</i></b> in grammar games and kinesthetic activities for language learning</p>	<p><b><u>Art Integration Activity</u></b>  <b>Nine Rasas of Aesthetic Experience: Emoting through facial Expressions!</b></p>  <p><b><u>Activity: Senses (Kinesthetic)</u></b>  <b>Acting out sensory perceptions with the class.</b></p> <p><b><u>Story Maps (Spatial)</u></b></p> <p>Learners will be identifying story characters, plot, setting, problem and solution and present their work using story map graphic organizers.</p> <p><b><u>Art Integration activity</u></b>  <b>Make a card using Saura art and write a message to your teacher /friend about 'The year that was' in the form of a poem.</b>  <b>Saura Art:</b>  <b>Saura tribal painting is a style of wall mural paintings associated with the Saura tribals of the state of Odisha in India. These paintings, also called ikons (or ekons) are visually similar to Warli paintings and hold religious significance for the</b></p>	<p>Teacher designed worksheets</p> <p>Google form:</p> <ul style="list-style-type: none"> <li>• MCQ</li> <li>• Short answers</li> <li>• Match the following</li> <li>• HOTS</li> </ul> <p>Online Quiz</p> <p>Spell check</p> <p>Comprehension Worksheet</p> <p>Vocabulary Worksheets</p> <p>Creative Writing Worksheets</p>
-----------------------	--	---	---	---



	<p><b>Idioms based on Body Parts (1 class)</b></p> <p><b><u>SPEAKING</u></b> Debate: 'Does exploitation exist in our society?'</p> <p><b><u>LISTENING</u></b> Intonation: Listen to the interview and mark the tone as rising or falling.</p> <p>Audio Story</p> <p><b><u>WRITING</u></b> An informal email</p> <p><b><u>RECAPITULATION</u></b> of important concepts with exit worksheet to prepare students for Class V</p>	<p><i>revise</i> the concepts by attempting exit worksheets and online quizzes</p>	<p><i>Sauras. Ikons were originally painted on the walls of the Saura's adobe huts.</i></p> <p><a href="https://www.youtube.com/watch?v=FvK_n-xXD_U">https://www.youtube.com/watch?v=FvK_n-xXD_U</a></p> <p><b><u>JAM session</u></b> Learners speak for a minute on ways of life in a village and in the city</p> <p><b><u>Vocabulary Chair Game: HOT SEAT</u></b> The student in the hot seat listens to other students and tries to guess the word.</p>	<p>Worksheets based on grammar concepts</p> <p>Debate</p> <p>ASSET based worksheets</p> <p>JAM</p> <p>Quizizz</p> <p>Kahoot</p> <p>Padlet</p>
<p><b>HINDI</b> <b>फरवरी</b> <b>और मार्च</b> <b>पुनरावृत्ति</b></p>	<p><b><u>मधुप पाठमाला</u></b></p> <p><b><u>आचार्य चाणक्य</u></b></p>  <p><b><u>व्याकरण पुनरावृत्ति</u></b></p>	<p>प्रत्येक छात्र</p> <p>पाँच नवीन शब्दों का प्रयोग कर वाक्य रचना कर पाएगा ।</p> <p>नवीन शब्दावली में वृद्धि होगी ।</p> <p>पाठ पर आधारित मौखिक प्रश्नावली के उत्तर बता पाएगा ।</p> <p>पाठ पर आधारित लिखित प्रश्नावली</p>	<p><b><u>गतिविधियाँ</u></b></p> <p><b><u>अनुभवात्मक अधिगम :</u></b></p> <p><b><u>अपने और शिक्षक के बीच संवाद लिखिए</u></b></p> <p><b><u>रचनात्मक अधिगम -</u></b></p> <p>( फूल हरे क्यों नहीं होते...) तर्कपूर्ण लेख लिखिए <b><u>अनुसंधान कार्य :</u></b></p>	<p>पठन पाठन गतिविधि एवं संभाषण गतिविधियों का आयोजन।</p> <p>विषय और उपविषय पर आधारित कार्यपत्र।</p> <p>गूगल फॉर्म के माध्यम से बहुविकल्पी प्रश्न-उत्तर।</p> <p>पाठ से प्रश्न उत्तर एवं वाक्य निर्माण ।</p>

	<p><u>संज्ञा, सर्वनाम और विशेषण</u></p>	<p>के उत्तर लिख पाएगा ।</p> <p>संज्ञा शब्दों का प्रयोग करते हुए अनुच्छेद लिख पायेगा</p>	<p>उन राज्यों के वे दोनों नाम खोजकर कर लिए जिनके नाम बदल दिए गये हैं।</p> <p><u>कला प्रकरण बोध (कागज़ कला paper art )</u></p> <p><u>शादी के कार्ड या ग्लेस पेपर की मदद से गुड़िया जो आचर्य चाणक्य जैसी दिखे का निर्माण कीजिये ।</u></p> 	<p>व्याकरण विषय पर आधारित कार्य पत्र में सही उत्तर का चयन।</p> <p>अपठित गद्यांश प्रश्नों के सही उत्तर चयन और लेखन।</p>
MATH	<p><b>PERIMETER Continues.....</b></p> <p><b>&amp;</b></p> <p><b>ROMAN NUMERALS</b></p>  <ul style="list-style-type: none"> <li>• Symbols corresponding to Hindu-Arabic numerals.</li> <li>• Basic rules to form Roman Numerals.</li> </ul>	<p>Each learner will be able to:</p> <ul style="list-style-type: none"> <li>• Identify the symbol corresponding to Hindu -Arabic numeral</li> <li>• Apply rules and write Roman numerals.</li> </ul> <p>Write Roman numerals for Hindu Arabic numerals up to 100</p> <p>Each student will be able to:</p>	<p><b>Pick the toothpick</b></p>  <p>Write Roman numerals up to 20 using toothpicks/straws</p> <p><b>Scoot Around!</b></p>	<p>Teacher designed worksheets on Roman numerals.</p> <p>Google form/Doc :</p> <ul style="list-style-type: none"> <li>• MCQ</li> <li>• Short answers</li> <li>• Fill in the blanks</li> <li>• True/False</li> <li>• Analogy</li> <li>• Match the following</li> <li>• HOTS</li> </ul> <p>Asset Based Worksheet</p>


• Roman numerals up to 100

### DMAS



- Order of operations
- Addition & subtraction
- Addition, subtraction & multiplication
- Addition, subtraction, multiplication & division

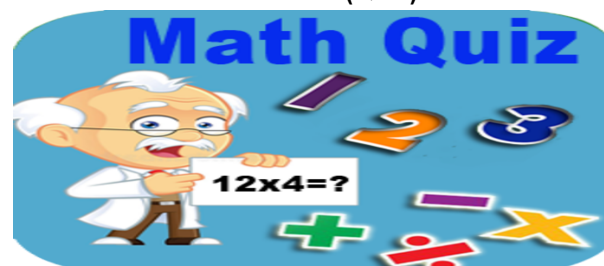
- Simplify a numerical expression having two or more operations



Pick examples from real life where Roman numerals are used. Draw/paste any two.

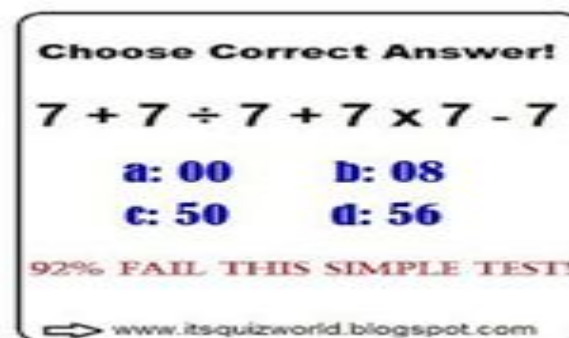
### Math-O-Mania

(Quiz)



Recapitulation of concepts via Quiz

### Fun Brain Teasers!



Value based worksheets

Framing questions & answering "What if" questions

Teacher designed worksheets on DMAS

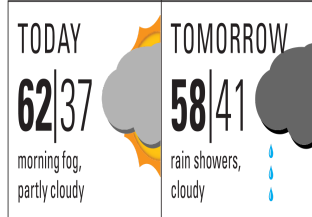
Google form/Doc :

- MCQ
- Short answers
- Fill in the blanks
- True/False
- Analogy
- Match the following
- HOTS

Asset Based Worksheet

Value based worksheets

Framing questions & answering "What if" questions



Describe the role of sun and wind in weather changes

Relate to the fact that the smoke rises up in the sky.

Identify the factors affecting evaporation.

Define the various terms about air

- Sea breeze
- Land breeze

Explain the process of evaporation and condensation

- Sea breeze
- Land breeze

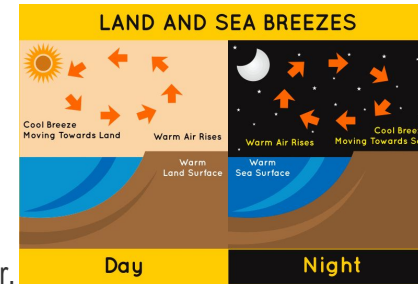
Compare and contrast the different forms of precipitation

Describe the process of evaporation and condensation

Illustrate the water cycle



ACTIVITY ONE Demo to show that land heats up



faster.

ACTIVITY TWO Demo to show that hot air is lighter and rises.

ACTIVITY THREE Demo to show the factors affecting Evaporation

ACTIVITY FOUR Demo to show condensation



**World of Banta**

The teacher will open the Banta and the children will observe the carbon dioxide coming out.

**Weather Data Collection**

Mita shifted her house and went to new house with her parent Her mother was wondering why there were two



Teacher designed worksheets on division

**Google form :**

- MCQ
- Short answers
- Fill in the blanks
- True/False
- Analogy
- Match the following
- HOTS

Asset Based Worksheet

Value based worksheets

Framing questions & answering "What if" questions

Quizziz  
Kahoot

Live worksheets

Padlet

Discussion forums

Open ended questions

Observation sheets based on experiential learning /

## Houses



Types of houses

Features of a good house

Taking care of the house

**Inventions that brought us closer (activity based)**

Each child will be able to :



Identify different types of houses

Name some special houses

List features of a good house

Describe ways to clean the house

Justify the reasons for a building different types of houses.

ventilators in every room. Mita told her mother about the importance of ventilators.

1. What did Mita tell her mother?

2. What value is displayed about by Mita?

Be the Weatherman /: TV show (Art Integration)



Are kutcha houses strong?

Give reason:

Tall buildings are being built in cities and towns these days.

We find various types of houses in India.

Government is providing low cost houses to slum dwellers.

Hut is not a strong house.

### **EVS meets Art**

Draw your dream house. Think of the features like how big do you want the windows to be? How will it save energy? How will you make it safe?

## Demonstrations







**Revision of important concepts through a exit worksheet to prepare students for Class V**



### **Activity- Eco -Dwell**

Make a kuccha and a pucca house model using waste products

PODCAST IT (ART Integration)

Value based questions

Imagine you are a traveller and you get to live in different types of houses. Share your experiences with the class using a podcast

### **Math Time**

A special disinfectant added to water before mopping the floor. Compare the prices of different brands. Show your findings in the form of a bar graph.

### **Survey time:**

Next step do an online survey in 3-4 houses on the various products used to keep the house clean. Which one is the most popular? Discuss it in the class.