







**TAGORE INTERNATIONAL SCHOOL**  
**VASANT VIHAR, NEW DELHI**  
**PARENT SYLLABUS - CLASS IV**  
**OCTOBER-DECEMBER (SESSION 2020–2021)**

Subject	No. of period / Topics	Learning Outcome	Activities	Assessments
<b>OCTOBER</b>				
<b>ENGLISH</b>	<p><b><u>COURSEBOOK</u></b></p> <p><b>Veena's New Idea (2 classes)</b></p> <p><b><u>LITERATURE READER</u></b></p> <p><b>Poem - Racing the Wind (1 class)</b></p> <p><b><u>USAGE</u></b></p> <p><b>Punctuation – commas (1 class)</b></p> <p><b>Subject-Verb Agreement (1 class)</b></p> <p><b><u>VOCABULARY</u></b></p> <p><b>Phrasal verbs (1 class)</b></p> 	<p>Each child will be able to</p> <p><i>read aloud</i> the given text using correct pronunciation</p> <p><i>comprehend</i> the story while reading the same</p> <p><i>respond</i> verbally/in writing to questions based on a story or poem heard or read</p> <p><i>infer</i> meaning from the context and draw conclusions from what they have read.</p> <p><i>use</i> dictionary to find the meanings of difficult words</p> <p><i>construct</i> meaningful sentences with at least 5 difficult words.</p> <p><i>answer</i> some factual and inferential questions.</p>	 <p><b>Reading (verbal linguistic)</b></p> <p><b>Question / Answer (linguistic) based on stories</b></p> <p><b><u>Art Integration Activity</u></b></p> <p><b>Culinary Tricks!</b></p> <ul style="list-style-type: none"> <li>• <b>Demonstration/video on making an immunity booster Ginger Lemon Tea by the teacher.</b></li> <li>• <b>Innovate and make your <u>own herbal drink or a product using medicinal plants</u> as an integral part. (The cooking activity to be done strictly under the guidance of parents)</b></li> <li>• <b>Create a <u>jingle</u> of four to eight lines to sell your product.</b></li> <li>• <b>Present your work in the form of an innovative video or a PowerPoint presentation.</b></li> </ul>	<p>Teacher designed worksheets</p> <p>Google form:</p> <ul style="list-style-type: none"> <li>• MCQ</li> <li>• Short answers</li> <li>• HOTS</li> </ul> <p>Online Quiz</p> <p>Spell check</p> <p>Vocabulary Worksheets</p> <p>Comprehension worksheets</p>  <p>Worksheets based on grammar concepts</p>

	<p><b><u>LISTENING</u></b></p> <p>Listening to a recipe and fill in the blanks to complete the instructions</p> <p><b><u>WRITING</u></b></p> <p>A Personal Recount</p> <p><b>OTHER SKILLS</b></p> <p>Listening Speaking Reading Writing Interpretation Understanding Application</p>	<p><b><i>recite</i></b> the poem with correct pronunciation, intonation and pauses.</p> <p>present orally and in writing a personal account</p> <p>participate in grammar games and kinesthetic activities for language learning</p>	<p><b><u>Punctuation</u></b></p> <p><b>Audio story:</b></p> <p><b>The day Punctuation Came to Town</b></p> <p><a href="https://watch.vooks.com/popular-titles-1/videos/the-day-punctuation-came-to-town">https://watch.vooks.com/popular-titles-1/videos/the-day-punctuation-came-to-town</a></p> <p>(A new family has moved to Alphabet City—the Punctuations! It's the first day at a new school for Exclamation Point, Question Mark, Period, and Comma. As the letters in school begin forming words, the Punctuations join in the fun.)</p> <p><b><u>CONVERSATION ACTIVITY</u></b></p> <p><b>'A Trip to Kitchen Shelves/Kitchen garden!'</b></p> <p>Bring any two plant products from your kitchen shelves/kitchen garden and describe why they are used and contribute to the discussion on benefits of herbal products.</p>	<p>Creative Writing (Rubrics: ideas, creativity, sentence structure and organization of thoughts)</p> <p>Quizizz - Online quiz</p> <p>Live worksheets</p> <p>Padlet</p>
<p>HINDI अक्टूबर</p>	<p>मधुप पाठमाला</p> <p>जब मैं पढ़ता था</p>  <p>आसमान में जैसे तारे</p>	<p>छात्र सीखेंगे -</p> <p>गांधी जी के जीवन से जुड़ी बातें जान पायेंगे   कठिन शब्दों का शुद्ध उच्चारण कर पायेंगे   मूल्यपरक प्रश्नों के उत्तर दे पायेंगे   कविता का लय बद्ध ढंग से चर्चा कर पायेंगे   पाँच नवीन शब्दों का प्रयोग कर वाक्य रचना कर पाएगा । नवीन शब्दावली में वृद्धि होगी । पाठ पर आधारित मौखिक प्रश्नावली</p>	<p><b>शैक्षिक गुणवत्ता संवर्धन हेतु गतिविधियाँ</b></p> <p><b>रचनात्मक अधिगम</b></p> <p>गांधी जी के बारे में सात से आठ वाक्य रचनाकर सुनायेंगे   अनुच्छेद लेखन एवं पत्र लेखन</p> <p><b>वाक् कौशल अधिगम</b></p> <p>कहानी का सस्वर वाचन करेंगे   सम्वाद बोलना</p>	<p>पठन पाठन गतिविधि एवं संभाषण गतिविधियों का आयोजन ।</p> <p>विषय और उपविषय पर आधारित कार्यपत्र ।</p> <p>गूगल फॉर्म के माध्यम से बहुविकल्पी प्रश्न-उत्तर ।</p> <p>पाठ से प्रश्न उत्तर एवं वाक्य निर्माण ।</p>



व्याकरण बिंदु  
विलोम शब्द

के उत्तर बता पाएगा ।  
पाठ पर आधारित लिखित प्रश्नावली  
के उत्तर लिख पाएगा  
कविता की अधूरी पंक्तियों से नई  
कविता बना पायेंगे ।  
शब्दों का प्रयोग करते हुए वाक्य रचना  
कर पायेंगे ।  
विलोम शब्दों के माध्यम से शब्दों की  
पूरकता को समझ पायेंगे ।

### कला समेकित अधिगम

छात्र कुरता और गांधी टोपी पहनकर कक्षा में  
आयेंगे।

और छात्राएं कस्तूरबा गांधी की तरह सीधे पल्ले  
की गुजराती स्टाइल में धोती पहन कर आयेंगे  
और गांधी का चुना हुआ भाषण देंगे।

दीपावली के लिए कले, गुँथे हुए आटा या मिट्टी  
से दीया बनाकर उसको सजायेंगे ।

### सिक्किम की नृत्य कला

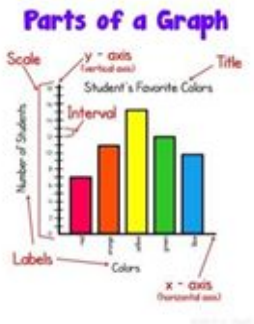
छाऊ नाच के बारे में आप जानकारी जुटायेंगे और  
सुंदर सा एक कोलार्ज बनाते हुए उसके बारे में  
लिखेंगे ।



व्याकरण विषय पर  
आधारित कार्य पत्र में सही  
उत्तर का चयन।

अपठित गद्यांश प्रश्नों के  
सही उत्तर चयन और  
लेखन

Handling Data



- Data collection
- Representing data in:
  - Tally Marks Chart/table
  - Bar graph
- Interpreting data represented in a bar graph

Each learner will be able to:

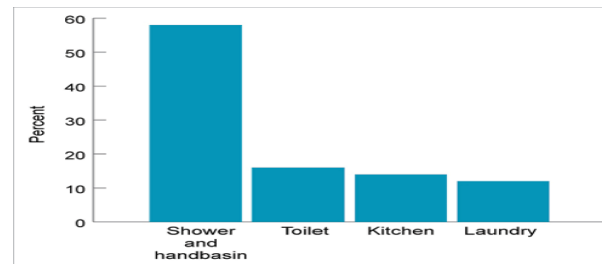
- Collect data
- Arrange data in a tally marks table.
- Represent data in a bar graph.
- Interpret data represented in a bar graph and answer questions based on it.

Fun and Festivity!  
(Project)

Collect data on folk dances of Sikkim and represent it in the form of a tally chart, pictograph and bar graph.



Every Drop Counts!  
(Interdisciplinary)



Interpret data and answer questions based on it. Also, list 5 ways to save water at home.

Teacher designed worksheets on interpretation of bar graphs







Google form/Doc :


- MCQ
- Short answers
- Fill in the blanks
- True/False
- Analogy
- Match the following
- HOTS

Asset Based Worksheet



Value based worksheets

Framing questions & answering "What if" questions

<p><b>EVS</b></p> <p><b>Food ( 8 pds)</b></p>  <p>Food we eat Grains, fruits and vegetable, spices and cooking oil</p> <p>Different kinds of food</p> <p><b>Functions of food</b></p> <p>Importance of eating different kinds of food</p> <p>Importance of water</p> <p>Age and food</p> <p>Healthy eating habits</p> 	<p><b>Each child will be able to</b></p> <p>Recognize the different nutrients in the food and their importance and sources.</p> <p>Reason out the importance of water and roughage</p> <p>Differentiate between the various food groups</p> <p>To state the names of different cereals, spices, fruits and vegetables.</p> <p>Justify the comment : Milk is a complete food</p> <p>Reason why food habits of a place depend on the crops grown there.</p> <p>Analyse food labels to understand healthy foods</p> <p>List the names of spices in hindi and different mother tongue</p> 	<p><b>Experiential Learning</b></p> <p><b>Calories Multiplied “What’s on my plate?”</b> Weekly plan of the balanced meal. (Kinesthetic / spatial / interpersonal)</p> <p><b>Super Chef</b> : create a video of non fire cooking (kinesthetic, spatial, interpersonal)</p> <p><b>Interdisciplinary</b></p> <p><b>New Foods</b> Have students identify a fruit or vegetable they have never tried. Then, hold a class discussion. Ask them about the taste and nutritional value of the chosen food. For example: Is it a fruit or a vegetable? How can you tell? What’s the difference between the two? are fruits and vegetables an important part of a healthy diet?</p>  <p>(spatial, kinesthetic, interpersonal)</p> <p><b>Analyzing Food Labels</b></p> <p>Food labels are loaded with information. Have each student bring in the labels from one or two of their favorite foods.. Then, have students answer questions individually about the labels to give them a better understanding of the information provided. ( spatial, analyse ,kinesthetic, interpersonal)</p> <p><b>Art Integration</b></p> <p><b>Place Mats</b> Colourful pictures of healthy food can stimulate even the pickiest appetite. Have each student cut out pictures of their 10 favorite healthy foods from</p>	 <p>Crossword puzzles Talk show</p> <p>Debate</p> <p>Value based questions</p> <p>Teacher designed worksheets</p> <p>Google forms with MCQ Short answers Match the following</p> <p>online quiz</p> <p>HOTS questions</p> <p>Discussion forums</p> <p>Open ended questions</p> <p>Asset worksheet</p> <p>Observation sheets based on experiential learning</p> <p>liveworksheets</p> <p>quizziz</p> <p>kahoot</p>	<p>Why diet?</p> 
--	--	---	---	--

			<p>magazines or newspapers or draw them Start a discussion: Why did they choose those specific foods? Are they really healthy? How do you know? What food groups do they belong to? ( spatial, kinesthetic,verbal linguistic )</p> <p><b>Culinary Art</b></p> <p><b>Know your food :</b> Teacher will share a recipe of a famous dish .Children will read the recipe carefully and categorize the various ingredients into five major nutrients .Children can brainstorm and justify why this food is a healthy snack.</p> 	
--	--	--	--	--

**NOVEMBER**

<p><b>ENGLISH</b></p>	<p><b><u>COURSEBOOK</u></b></p> <p><b>At Least a Fish (2 classes)</b></p> <p><b>Poem – Fireworks (1 class)</b></p>  <p><b><u>LITERATURE READER</u></b></p>	<p><b>Each child will be able to</b></p> <p><i>read aloud</i> the given text using correct pronunciation.</p> <p><i>comprehend</i> the story while reading the same.</p> <p><i>respond</i> verbally/in writing to questions based on a story or poem heard or read.</p> <p><i>infer</i> meaning from the context and draw conclusions from what they have read.</p> <p><i>use a dictionary</i> to find the meanings of difficult words.</p>	<p><b><u>Interdisciplinary Project on Dances of Sikkim</u></b></p> <p><b>Sikkim Rhythms! (Talk Show)</b></p> <p>It is always entertaining and informative when students try to explore the dances of various cultures. Adding to the fun would be the talk show on it.</p> 	<p>Teacher designed worksheets</p> <p>Google form / Google Doc</p> <ul style="list-style-type: none"> <li>● MCQ</li> <li>● Short answers</li> <li>● Fill in the blanks</li> <li>● True/False</li> <li>● Analogy</li> <li>● Short answers</li> <li>● HOTS</li> </ul> <p>Online Quiz</p>
-----------------------	---	---	--	--

**The Shah Weaves a Rug  
(1 class)**



**Poem - Blueprints  
(1 class)**

**USAGE**

**Future time reference  
(1 class)**

**VOCABULARY**

**Words to convey  
feelings (1 class)**

**SPEAKING**

**Talking about your  
future**

**OTHER SKILLS**

**Listening Speaking  
Reading Writing  
Interpretation  
Understanding  
Application**

***construct*** meaningful sentences with at least 5 difficult words.

***answer*** some factual and inferential questions

***recite*** the poem with correct pronunciation, intonation and pauses.

***enjoy the poem*** and its vivid description

***apply*** grammar concepts in writing

***use*** vocabulary words in everyday communication

***work in teams*** and present a talk show on 'Dances of Sikkim'.

A Group Talk Show (same group as in EVS) on the topic of Sikkim dances has to be conducted through which the children will develop their oratory, thinking and linguistic skills.

**Experiential Learning**

**Playing Host:**

Preserve your family memories by recording an [interview with a grandparent or another older relative](#).

Choose a relative who would be fun to interview. Select photos to be used to prompt a conversation and write down questions of most interest. Record the interview and share with the teacher.

**Art Integration Activity**

**Design a carpet:** Use geometrical shapes and patterns to design a colourful carpet.

Spell check

Vocabulary Worksheets

Comprehension worksheets



Conversations

Worksheets based on grammar concepts

Quizizz - Online quiz

Live worksheets

Padlet

HINDI  
नवम्बर

मधुप पाठमाला

यात्रा जो पूरी न हो  
सकी



व्याकरण बिंदु

पर्यायवाची शब्द

कविता रचना के  
दौरान पर्यायवाची  
का प्रयोग कैसे होता  
है जानना

\*शुद्ध उच्चारण करना |

\*कठिन शब्दों का अर्थ जानकर उनको  
वाक्यों में प्रयोग करना

\*पाठ्यपुस्तक से इतर साहित्यिक  
सामग्री के पठन हेतु उत्साहित होना |

पाँच नवीन शब्दों का प्रयोग कर वाक्य  
रचना कर पाएगा |

नवीन शब्दावली में वृद्धि होगी |

पाठ पर आधारित मौखिक प्रश्नावली  
के उत्तर बता पाएगा |

पाठ पर आधारित लिखित प्रश्नावली  
के उत्तर लिख पाएगा

\*दिए गए प्रश्नों के उत्तर लिख पाना |

\*अपनी बात कहने के लिए सही  
और उचित भाषा का प्रयोग करना|

शब्दों में अर्थ की एकता के साथ रूप  
की भिन्नता को समझना

रचनात्मक अधिगम

एक दिन की पहाड़ी यात्रा.... पर अनुच्छेद |  
पाठांश लेखन एवं अपठित लेखन

वाक् कौशल अधिगम

कहानी का सस्वर वाचन करेंगे |

कला समेकित अधिगम

कठपुतलियों के द्वारा सूती और ऊनी  
कपड़ों के मनोभावों को सम्वाद के द्वारा  
प्रदर्शित करना |



पठन पाठन गतिविधि एवं  
संभाषण गतिविधियों का  
आयोजन।

विषय और उपविषय पर  
आधारित कार्यपत्र।

गूगल फॉर्म के माध्यम से  
बहुविकल्पी प्रश्न-उत्तर।

पाठ से प्रश्न उत्तर एवं  
वाक्य निर्माण |

व्याकरण विषय पर  
आधारित कार्य पत्र में सही  
उत्तर का चयन।

अपठित गद्यांश प्रश्नों के  
सही उत्तर चयन और  
लेखन



**MATH****Multiplication**

- Identification and usage of correct vocabulary words
- Multiplication of 4/5-digit number by 2/3 digit number
- Formulating rules/properties of multiplication
- Multiplication by 10, 100, 1000
- Statement questions based on real-life situations
- Formulating questions

Each learner will be able to:

- Define terms related to multiplication
- Multiply of 4/5-digit number by 2/3 digit number
- Formulate, interpret, & relate the properties and carry out the operation.
- Multiply by 10, 100, 1000
- Comprehend the operation and the key terms used and solve questions.
- Frame and solving statement questions

**PRODUCT PEAKS!**

(Subject integration)



Multiply the numbers at the bottom of each upside-down V. Put the answer on the V's peak. Keep climbing. (Each peak represents the height of a mountain peak)

**Art Attack!**

List three art forms in which the concept of multiplication is used. Use any one art form to make a

bookmark.

**Quizizz: Quiz**

<https://quizizz.com/admin/quiz/5f56b65a5c6c50001b325464/multiply-divide-by>

Teacher designed worksheets on multiplication:

**Google form/Doc:**

- MCQ
- Short answers
- Fill in the blanks
- True/False
- Analogy
- Match the following
- HOTS

Asset Based Worksheet

Value based worksheets

Framing questions & answering "What if" questions




**The making of clothes  
( activity based ) ( 2 pds)**



**Each child will be able to:**

- Relate dresses with seasons, professions and religions.
- Identify different kinds of clothes and fibres and designing techniques with spl focus on traditional Indian textiles of Rajasthan (observation skills)



**Art integration activity:**

**An idea can change your life** Make a cloth bag with the help of an elder. Take it with you when you buy your groceries. Collect information about batik , tie and dye and various other textile techniques of Rajasthan.


**Weave times** a mat for your pencil stand (To weave a paper fabric)

- Discussion forums
- Open ended questions
- Asset worksheet
- Observation sheets based on experiential learning
- kahoot
- quizziz
- padlet
- Framing questions & answering "What if" questions

**DECEMBER**

**ENGLISH**

**COURSEBOOK  
The Case of the Candy Bandit (2 classes)**



**Each child will be able to**

**read aloud** the given text using correct pronunciation

**comprehend** the story while reading the same

**respond** verbally/in writing to questions based on a story or poem heard or read

**'Talk about Caves' Activity**

Think what a cave means to a caveman, a lion, a bat and a boy living in a city.  
Use a graphic organizer to present your findings.

**Art Integration Activity**

**Logo Fun!**

'Be Prepared' is the Scout motto for 'The Four Feathers'

- Teacher designed worksheets
- Google form / Google Doc
- MCQ
- Short answers
- Fill in the blanks
- True/False
- Analogy
- Short answers
- HOTS

**Poem: Talk about Caves**  
(1 class)

**LITERATURE READER**  
**Boy Scouts Forever**



(1 class)

**USAGE**

Use of 'can' & 'may'

(1 class)

Punctuation – Apostrophe

(1 class)

**VOCABULARY**

Palindromes (1 class)

Words related to mystery

(1 class)

**LISTENING**

Audio Story

**SPEAKING**

Making polite requests

**WRITING**

Writing from a different  
point of view

**OTHER SKILLS**

Listening Speaking

Reading Writing

Interpretation

Understanding

Application

*infer* meaning from the context and draw conclusions from what they have read.

*use* dictionary to find the meanings of difficult words

*construct* meaningful sentences with at least 5 difficult words.

*answer* some factual and inferential questions

*recite* the poem with correct pronunciation, intonation and pauses.

*enjoy the poem* and its vivid description

*compare and contrast* the importance of a cave for different creatures

*create* an echo sound

*use* vocabulary to create a word search

Make a group of four with your classmates.


Chalk out the aims of your group.

Think of a good motto and design a logo for the group.

Present it in the form of a slide and share on the google slides link created by the teacher.

**Pair & Share**

**Palindrome Word Search Activity**



Create a word search on palindromes as per the instructions. Share it with your partner.

Find ten palindromes from the word search and make sentences using those.

**Create an Echo**

An echo is created when a sound wave bounces off a surface. Some surfaces are better for echoes than others.

For example, bathrooms are often very good at creating echoes.

Look for more such places around your house where sound echoes and try to explain a reason for it verbally.

- Open ended questions

Online Quiz

Spell check

Vocabulary Worksheets

Comprehension worksheets



Conversations

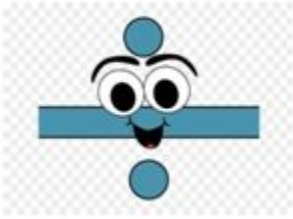
Worksheets based on grammar concepts

Quizizz - Online quiz

Live worksheets

Google Slides

<p>HINDI दिसम्बर</p>	<p><u>मधुप पाठमाला</u> <u>जन्मदिन के बहाने</u></p>  <p><u>मुहावरे (व्याकरण)</u></p> 	<p>*शुद्ध उच्चारण करना ।</p> <p>*कठिन शब्दों का अर्थ जानकर उनको वाक्यों में प्रयोग करना ।</p> <p>पाँच नवीन शब्दों का प्रयोग कर वाक्य रचना कर पाएगा ।</p> <p>नवीन शब्दावली में वृद्धि होगी ।</p> <p>पाठ पर आधारित मौखिक प्रश्नावली के उत्तर बता पाएगा ।</p> <p>पाठ पर आधारित लिखित प्रश्नावली के उत्तर लिख पाएगा</p> <p>*पाठ्यपुस्तक से इतर साहित्यिक उपहार किस प्रकार के देने चाहिए जैसे हल्ले-फुल्के विषय पर चर्चा करना सीखेंगे ।</p> <p><u>मुहावरों और लोकोक्तियों में अंतर समझना</u></p> <p><u>मुहावरों से लेखन में प्रयोग करना सीखना ।</u></p>	<p><u>रचनात्मक अधिगम</u></p> <p>मित्र के लिए पत्र लिखेंगे । पाठांश लेखन एवं अपठित लेखन वाक् कौशल अधिगम कहानी का सस्वर वाचन करेंगे ।</p> <p><u>कला समेकित अधिगम</u></p> <p><u>अपने मित्र के लिए जन्मदिन कार्ड बनाइए और एक पत्र लिखकर उनको जन्मदिन की बधाई दीजिये।</u></p> 	<p>पठन पाठन गतिविधि एवं संभाषण गतिविधियों का आयोजन।</p> <p>विषय और उपविषय पर आधारित कार्यपत्र।</p> <p>गूगल फॉर्म के माध्यम से बहुविकल्पी प्रश्न-उत्तर।</p> <p>पाठ से प्रश्न उत्तर एवं वाक्य निर्माण ।</p> <p>व्याकरण विषय पर आधारित कार्य पत्र में सही उत्तर का चयन।</p> <p>अपठित गद्यांश प्रश्नों के सही उत्तर चयन और लेखन</p>
--------------------------	--	--	---	---

**MATH****Division**

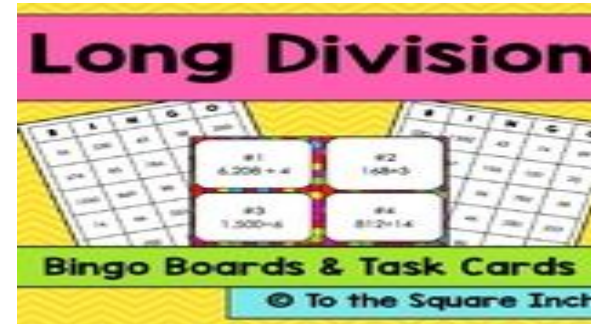
- Identification and usage of correct vocabulary words
- Division of 4/5-digit number by 1/2 digit number
- Formulating rules/properties of division
- Division by 10, 100, 1000
- Statement questions based on real-life situations
- Formulating questions

Each learner will be able to:

- Define terms related to division
- Division of 4/5-digit number by 1/2 digit number
- Formulate, interpret, & relate the properties and carry out the operation.
- Division by 10, 100, 1000
- Comprehend the operation and the key terms used and solve questions.
- Frame and solving statement questions

**Art Integration****Lippan Art!**

Divide A4 sheet into 20 equal parts using clay/wool/thin paper roll. Decorate each part & create your own piece of art using waste materials like beads, mirrors, straw, bottle caps

**Division Bingo!**

Teacher calls out a list of division sums, students choose any 5 and create their own long division bingo. Students solve and find the quotient and cut it when the teacher calls out the numbers.

Teacher designed worksheets on division

**Google form :**

- MCQ
- Short answers
- Fill in the blanks
- True/False
- Analogy
- Match the following
- HOTS

Asset Based Worksheet

Value based worksheets

Framing questions & answering "What if" questions

EVS

**Looking After Our Resources**



Alternative sources of energy.

(Solar/Wind energy)

(K/U/App/Research)

Conservation of Natural Resources

Recycling of resources

How air, water soil get polluted



Ways to keep the soil, air, water clean

Recognize the elements that make our environment.

Comprehend the importance of our environment

Identify the reasons due to which our environment is in danger

Connect air pollution, driving,

Define pollution

And learn about different types of pollution

Explore ways of keeping the air, water and soil clean

Research how breathing in this air can affect

people's bodies and health.

Analyze how colors and numbers can represent different classifications of something, such as levels of air quality.

ODD – EVEN formula discussion

Categorize the different eco-friendly practices into Reduce Reuse Recycle

Made aware of the pollution happening around them

Understand the importance of reducing the pollution to protect the world

Study and predict the pollution level in Delhi post Diwali and understand the

Create a song on 3R, 4R or 5R



Category	Health Impacts	Recommendations
Good (0-50)	Lowest respiratory health risk	Normally sensitive people should avoid outdoor activities.
Moderate (51-100)	Increased respiratory health risk	Normally sensitive people should avoid outdoor activities.
Unhealthy for Sensitive Groups (101-150)	Increased respiratory health risk	Active children and adults, and people with respiratory disease, should avoid prolonged outdoor activities.
Unhealthy (151-200)	Increased respiratory health risk	Active children and adults, and people with respiratory disease, should avoid prolonged outdoor activities.
Very Unhealthy (201-300)	Significant respiratory health risk	Active children and adults, and people with respiratory disease, should avoid prolonged outdoor activities.
Hazardous (301-500)	Extreme respiratory health risk	Everyone should avoid all outdoor activities.

**Team up on the Weather**

**What colour is my air today?**

Use strips of paper to check pollution level in their city

**Breathe smart**

An activity to check the AQI index

**Investigating Air Pollution: Data Collection Case**



**Study**

**KABARIWALLAH :My friend**

Talk to your kabariwallah over the phone and find out how he collects recyclable items and what he does with them. Trace the journey and depict it through pictures.

Crossword puzzles  
Talk show

Debate

Value based questions

Teacher designed worksheets

Google forms with MCQ

Short answers

Match the following

online quiz

HOTS questions

Discussion forums

Open ended questions

Asset worksheet

Observation sheets based on experiential learning

Quiziz

Kahoot

Padlet

(Application/

Reasoning)



Eco-friendly Practices

(K/U/R/

Application)



varied reasons



### Jamboard Activity on Conservation on Resources



#### Keep it useful

Take any one discarded item found in your house and make something creative out of it and then use it .

#### Go Green

Tour of the school to understand why our school comes under the category of green school: solar panels, rainwater harvesting, plastic free zone.

